

APPLICATION FOR HISTORIC REVIEW

Date: _____

NOTICE TO APPLICANT

- 1 Completed applications and drawings must be in the Planning and Engineering Office no later than 10 days before the meeting. (Regular meetings are held on the 4th Thursday at 6:00 p.m. in the City Hall Council Chambers, or Special Called Meetings as needed.)
- 2 It is imperative that you complete this application in its entirety. Incomplete applications will be returned and could delay the commencement of your project.
- 3 The presence of the applicant or his/her agent as designated herein is necessary at the Historic Review Commission Meeting.

APPLICANT INFORMATION

Name: Arnulfo Perez Phone: 214 586 1482
Mailing Address: 111 Fairway Glen Dr. Wylie TX 75098
Email Address: arnulfo.perez27@gmail.com Fax: _____

PROPERTY OWNER INFORMATION

Name: Rock and Helen Pearce Phone: 309 310 4908
Mailing Address: 411 Foxwood Lane Wylie TX 75098
Email Address: hpearce88@gmail.com Fax: _____

PROJECT INFORMATION

Name of Business (if applicable): _____
Current or intended use of the building: Residential
Address of Project: 100 S. Cottonbelt

(The below information (Lot, Block, Subdivision, and Frontage) can be obtained on the County Appraisal District's website by entering the physical address of the property: <http://collincad.org> or <http://dallascad.org> or <http://rockwallcad.org>

If you do not have access to the Internet or cannot locate this information on the website, contact the Planning Department at (972)516-6320 for assistance.

Lot _____, Block _____, Subdivision _____ Current Zoning: _____

Which District is the property located within?

- ☐ Downtown Historic District
☐ South Ballard Overlay District
☐ Other _____

SCOPE OF WORK

o Remodeling/Renovating

Provide a detailed description of the nature of the proposed alterations and /or repairs (attach additional sheets if necessary):

Demo of existing house, garage, driveway, fence
New Build

Are you painting an exterior feature? YES NO

If YES:

	<i>Describe Feature</i>	<i>Color Name</i>	<i>Sample Attached</i>	
Ex.	<u>Window and door frames</u>	<u>SW Autumn Hue (No. 7665)</u>	YES	NO
	<u>windows and door frame</u>	<u>white</u>	<u>YES</u>	NO
	<u>exterior siding</u>	<u>Urban Safari PPV8-4</u>	YES	NO
	<u>Doors</u>	<u>cherry 66 51307</u>	<u>YES</u>	NO

Are you replacing an exterior feature? YES NO

If YES:

	<i>Describe Feature</i>	<i>Current Material</i>	<i>Proposed Material</i>	<i>Sample Attached</i>	
Ex.	<u>Window frame</u>	<u>Wood</u>	<u>Vinyl</u>	YES	NO
	<u>windows</u>	<u>Aluminum</u>	<u>Vinyl</u>	YES	NO
	<u>Doors</u>	<u>wood</u>	<u>Metal</u>	YES	NO
	<u>Siding</u>	<u>Vinyl</u>	<u>wood 4"-6"</u>	YES	NO

o New Construction

Are you replacing an existing structure? YES NO

If YES, complete "Demolition" below.

o Demolition

Describe the condition of the existing structure: leaning falling down

What is the estimated cost of restoration or repair of the existing structure? \$ 200,000

Explain why the property is being demolished as opposed to restored or renovated for adaptive reuse:

house is leaning being held up by 13 4x4x12
Damaged by foundation company

What do you plan to do to mitigate the loss of the landmark structure? Rebuild

o Sign

Type of Sign:

- o Attached Sign
- o Temporary Sign
- o Monument Sign

- o Pole Sign
- o Banner
- o Other (Specify) _____

Sign Dimensions: _____ Total Square Footage _____

Will the sign be connected to electricity or lit in any way? YES NO

If YES, what is the method of lighting? _____

Will this sign project over a public sidewalk? YES NO

If YES, what is the distance from the sidewalk to the bottom of the sign? _____

Have you submitted an application for a Sign Permit to the Building Inspections? YES NO

o Fence

What is the proposed material and style of fence you intend to install? metal post
wood plank

What is the proposed height of the fence? 6'

Are you replacing an existing fence? YES NO

If YES, what is the current fence material? chain link

Have you submitted an application for a Fence Permit to the Building Inspections? YES NO

Provide a detailed description of the nature of the proposed project (attach additional sheets if necessary):

Demolish all existing structures on property and
Build new

REQUIRED ATTACHMENTS:

- Current photographs of the property
- If available, historic photographs of the property
- Site Plan indicating the following:
 - Dimensions of the lot on which the building will be located, including setbacks (check official plat records and Zoning Ordinance)
 - Location and width of all easements (check official plat records)
 - Location and dimensions of all existing and proposed buildings, parking areas, and existing signs (if any)
 - Architect's rendering or elevations of proposed construction
- Sample board of materials and colors to be used
- Site Plan Fee \$250.00 - Check/Card/Cash (Check made payable to City of Wylie)

Intended start and finish dates: Start _____ Finish _____

I have carefully read the complete application and know the same is true and correct. I understand the ordinances governing the activity described in this application, and I agree to comply with all provisions of the City ordinances, State laws, and all property restrictions, whether herein specified or not.


X *Neler Pearce*
(Owner or Authorized Agent)

RETURN TO:


City of Wylie
Planning Department
300 Country Club Road, Building 100
Wylie, Texas 75098
(972) 516-6320




GREEN COLONIAL



**Urban
Safari**
PPU8-4



White
52



Poppy Seed
PPU15-20

