



Existing Retaining Wall on Neighboring Property
(Fewer than 2' tall)

Proposed Retaining Wall Here (w/ New Fence on Top)
(Would match existing retaining wall on neighboring property)

My Property




A New Fence would be Installed on Top of Wall
(To Match Immediate Neighbor's Fence)


Proposed Wall would Extend Length of Side Yard, and up
Into yard on either side
(Allowing back and side yard to be leveled out)
(Leveled Yard would Protect Shifting Foundation & Create Usable Play Space for my Daughters)



(New Fence Built on Top of Proposed Wall – To Match Immediate Neighbor's Fence)




Existing Retaining Wall on Neighboring Property



Difficult to see in photo:
Angle of yard in shaded area is so steep it is unusable for play.
Yard is also slowly slipping away.


Too Steep

Needs
to be
Levelled




Proposed Retaining Wall so Yard can be Levelled
(New Fence on Top of Wall)

Shaded area so steep, it's unusable.



Replacement Fence would be board-on-board cedar to match
Immediate neighbor's existing fence.



Oncor Electric

Frontier Electric

"CR" = "Clear" (Not in this easement)

"CR" = "Clear" (Not in this easement)



Spectrum

"CR" = "Clear" (Not in this easement)



CoServe Gas

"CR" = "Clear" (Not in this easement)

**ELECTRIC BURIED
CABLE IN AREA**

APPROXIMATE LOCATION.
HAND DIG TO LOCATE
BEFORE MECHANICAL
EQUIPMENT IS USED

ONCOR

YOU DIG INTO A BURIED ELECTRIC
CABLE CALL 1-800-666-2614

USIC
THE UNDERGROUND SERVICE INDUSTRY

TSN 307.098



spectrum

LOCATED BY: **USIC** ★
US INFRASTRUCTURE COMPANY
QUESTIONS: 317-575-7800



Caution
Buried Gas Lines
Hand Dig Only In This Area
Call 844-330-0763 to Report Emergencies
Flag and Paint Represents the
Approximate Location of Facilities
Do Not Move or Destroy

