

Public Works Council Update 2026



6 DIVISIONS:

Administration

Streets Division

Fleet Services Division

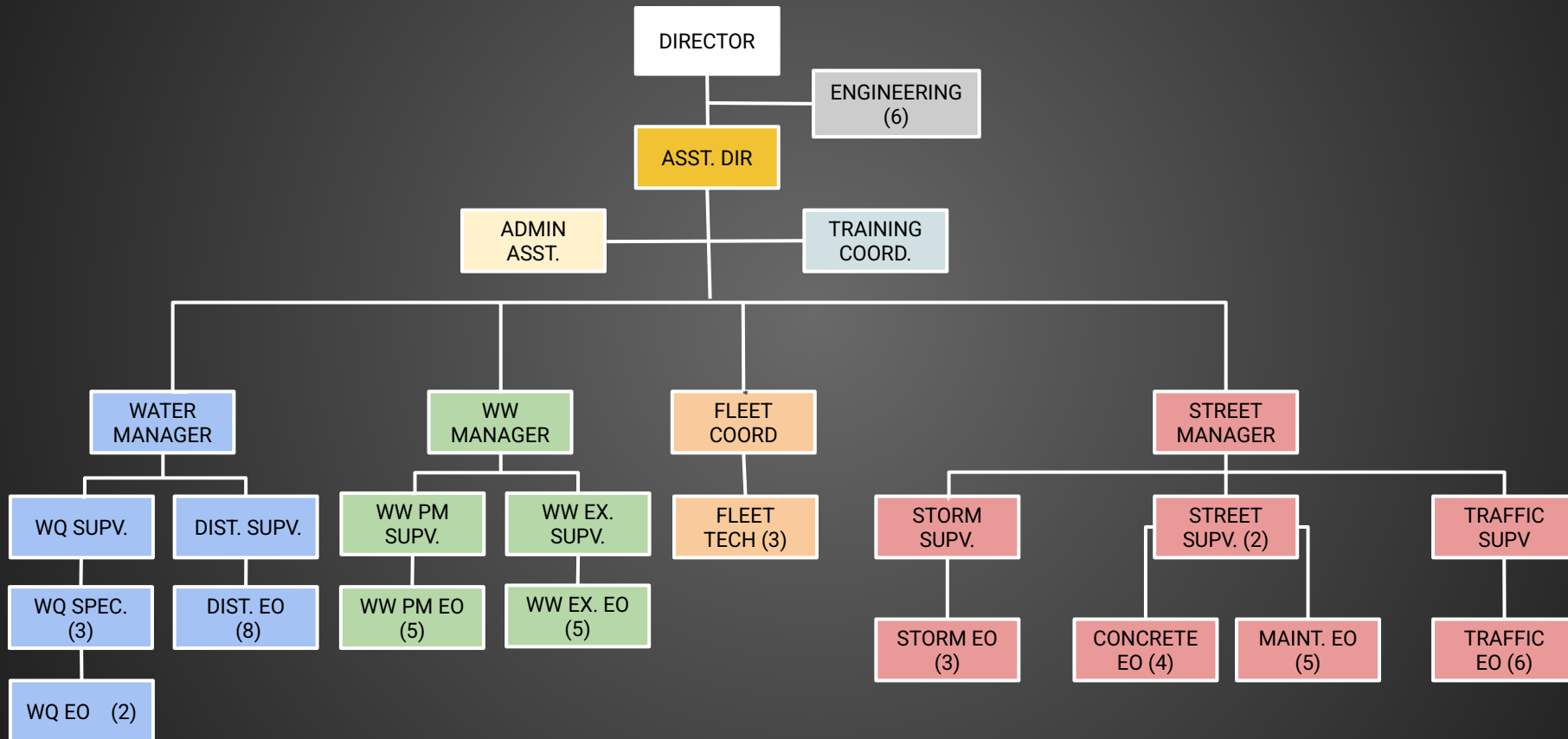
Water Division

Wastewater Division

Engineering



Public Works / Engineering Org Chart



BY THE NUMBERS

ADMIN	2023	2024	2025
Resident Calls	1,699	1,880	2,103
Requests	822	578	1,171
Registrations	168	244	217
Turnover	14	18	11

FLEET	2023	2024	2025
Oil Changes	388	376	663
Tire Repairs/ Replacement	233	173	379
Brakes	65	42	166
Service Requests	954	1301	1469

WATER	2023	2024	2025
Water Mains (Miles)	190	190	190
Fire Hydrants	1,981	2,448	2,139
Service Connections	15,992	16,023	16,130
Daily Pumping (MGD)	5.7	5.4	4.9
Excavations	176	154	107

WASTEWATER	2023	2024	2025
Sewer Main (Miles)	222	224	232
Sewer Connections	17,674	18,150	18,363
Sewer Lateral Repair	37	26	42
Sewer Line Repairs	17	16	4
Sewer Main Cleaning	-	64,254	51,030

STREETS	2023	2024	2025
Streets	243 mi	253 mi	254 mi
Alleys	41 mi	41 mi	42 mi
Storm Pipe	136 mi	141 mi	142 mi
Open Drainage	65 mi	65 mi	65 mi
Signals	26	26	29
School Zone	90	90	93

SIDEWALKS	2023	2024	2025
City of Wylie	1,760 Ft	3,525 Ft	3,496 Ft
Outside Contractor	8,468 Ft	3,564 Ft	3,980 Ft

STREET ALLEY	2023	2024	2025
Asphalt	2.93 mi	6.49 mi	-
Concrete	2.14 mi	2.42 mi	-

Strategic Focus Areas

Streets

- Concrete Field Crew
- Proactive vs Reactive
- Greater Control over Project

Fleet

- Customer Service
- Replacement Scheduling
- Additional Services

Strategic Focus Areas: Streets

Sidewalks

- 454 Logged Requests
- Completed 7,476 linear feet
- Inhouse staff limited time working on sidewalks

SIDEWALKS	2023	2024	2025
Contractor	8,468 Ft	3,564 Ft	3,980 Ft
Inhouse	1,760 Ft	3,525 Ft	3,496 Ft

Looking Ahead

- Add (2) EOI (\$129,000) includes benefits
- Decrease utilization of contractor
- Increased Customer Service

2025	Locations	Linear Feet	Yearly Cost	Price / Ft
Contractor	35	3,980	\$280,000	\$70.31
Inhouse	42	3,496	\$245,881	\$70.33

2027	Linear Feet	Yearly Cost
Inhouse	6,000	\$444,876.00

2027	Linear Feet	Yearly Cost
Contractor	2,500	\$175,775.00
Inhouse	3,500	\$247,381.00
	Total	\$423,156.00

Strategic Focus Area: Fleet

Fleet

- Maintain 250+ pieces of equipment
- Inhouse repairs average downtime 1 day or less
- Only 178 Requests were sent out

FLEET	2023	2024	2025
Oil Changes	388	376	663
Tire Replacement	233	173	379
Brakes	65	42	166
Service Requests	954	1301	1469

Looking Ahead

- Room to Grow
- Air Conditioning
- Inspections

2025	Quantity	Vendor Cost	Staff Cost	Savings
Oil Changes	663	\$94,909	\$53,140	\$41,769.00
Tire Replacement (Labor Only)	379	\$20,144	\$12,564	\$7,580.00
Brakes (Labor Only)	166	\$94,006	\$16,509.00	\$77,497.00
			Savings	\$126,846.00

Fleet: Replacement Criteria

Age

- 1 point for every year of chronological age

Miles

- 1 point for every 20,000 miles

Hours

- 1 point for every 750 hours

Repair Costs

- 1 point for every \$5K

Overall Condition

- 1-5 scale (5 being the worst)

Reliability

- 1 point for every 5 service requests

Point Range Condition

- Excellent (1-20)
- Good (21-30)
- Qualifies for replacement (31-40)
- Immediate consideration (41 and above)

Project Updates

- **Current Projects**

- **Construction**

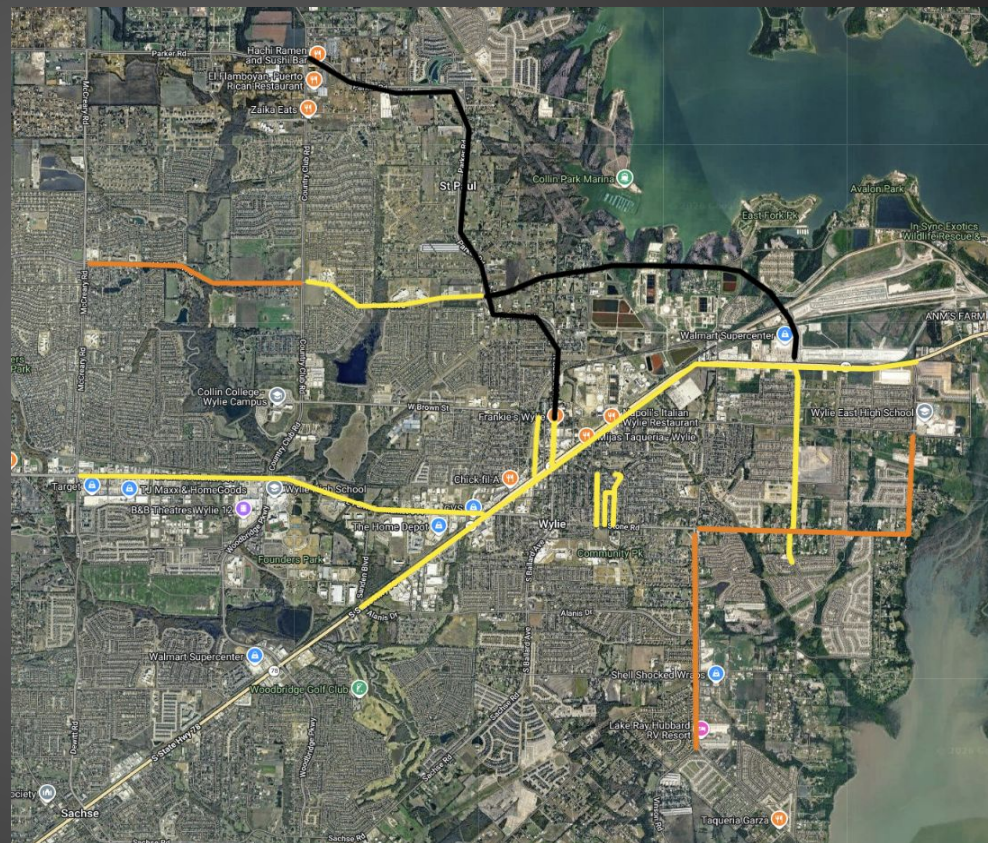
- McMillen Road
- E. FM 544
- Stone Road

- **Construction by Others**

- FM 2514
- Park Blvd Extension

- **Design**

- Dogwood/Briarwood/Hilltop
- Park Blvd
- Downtown
- Kreymer Lane
- 2023 HSIP 544 Corridor
- 2025 HSIP 78 Corridor



Project Updates

- McMillen Road
 - Construction
 - Approx. 2.1 mi
 - 2 Lane asphalt to 4 lane concrete divided
 - 1,100ft bridge
 - Completion Spring 2027



Project Updates

- E FM 544

- Construction

- Approx. 1.3 mi
- 2 Lane asphalt to 4 lane concrete divided
- Roundabout at Vinson/County Line
- Traffic light Alanis @ E FM 544
- Completion Summer 2026



Project Updates

- Stone Road
 - Construction
 - Approx. 2.1 mi
 - Asphalt Road
 - Replace cross road and driveway culverts
 - Completion Summer 2026



Project Updates

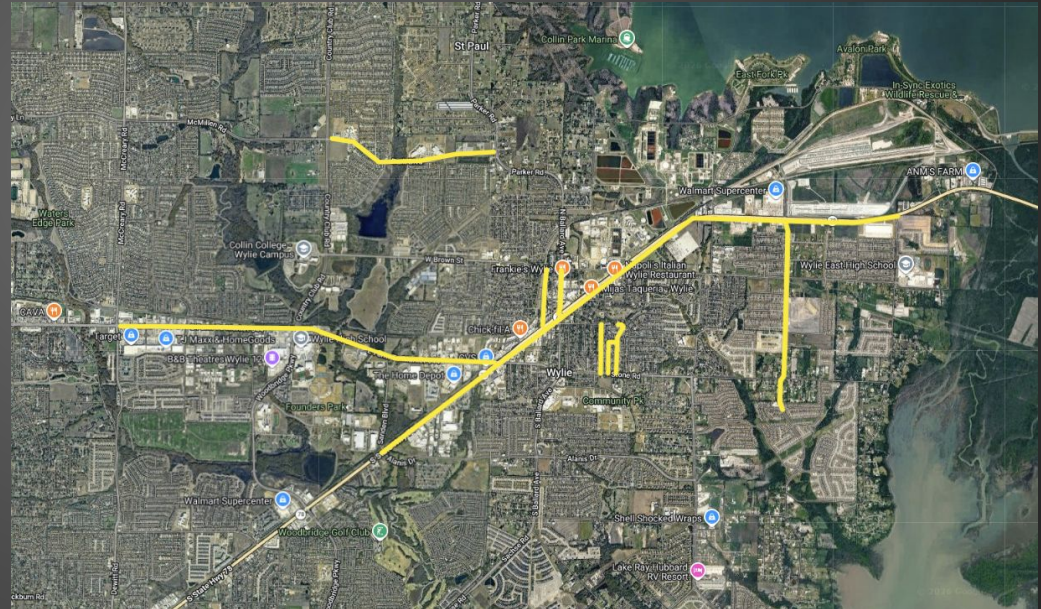
- Construction by Others
 - FM 2514 (Parker Rd/N. Ballard)
 - Approx. 3.3 mi
 - Asphalt road to 4 lane median divided
 - Completion Summer 2026
 - Outer Loop
 - Connect Parker Rd. to Spring Creek Pkwy
 - Bridge over RR tracks
 - Completion fall 2027



Project Updates

- Design

- Dogwood/Briarwood/Hilltop
 - Waterline replacements
 - 100% Design complete spring 2027
 - Construction to follow
- Park Blvd
 - 100% Design completed
- Downtown
 - Birmingham Extension 90%
 - Construction to follow
- Kreymer Lane
 - Survey work
- 2023 HSIP 544 Corridor
 - Design submitted to TxDOT
- 2025 HSIP 78 Corridor
 - City notified in April



Facilities: Utilization of Space

Public Works, Parks & Animal Control Complex

- **Public Works**
 - Built in 2012
 - 5 Bays for 8 divisions
 - Limited storage/office
- **Parks**
 - Built in 1991/renovated in 2012.
 - Limited storage
- **Animal Services Facility**
 - Built in 2000
 - 2006 added space to house dogs
 - 2024 facility renovated



Facilities: Utilization of Space

Public Works, Parks & Animal Control Complex

- Develop Public Works/Parks Plan
 - Internal space for staff
 - 60 employees /40 lockers
 - No doors for privacy
 - Limited office space
 - Garage space for staff
- Building expansion
 - Future funding



Equipment: Striping

- Grind Pro Truck
 - Grind old thermal
 - \$1.1M
- Thermo Pro Truck
 - Stripe streets
 - \$1M
- Scorpion Safety Truck
 - \$75,000



Questions?