



Dallas Area Rapid Transit  
P.O. Box 660163  
Dallas, TX 75266-0163  
214-749-3278



March 21, 2022

Brent Parker, Interim City Manager  
City of Wylie  
300 Country Club Road  
Wylie, TX 75098

Dear Mr. Parker,

Dallas Area Rapid Transit and its Local Government Corporation (LGC) has proudly served eligible residents of the City of Wylie with the rider assistance program, Collin County Rides since February 29, 2016. However, we regret to inform you the LGC will not renew the Inter Local Agreement with the City of Wylie at the conclusion of the current agreement which ends on September 30, 2022. After extensive discussion, DART Board has decided to limit its service to non-service area cities who have a plan to become part of the Dallas Area Rapid Transit service area through an election to dedicate sales tax.

The LGC is committed to assisting the City of Wylie in transitioning the program to a viable alternative that continues to provide safe and reliable transportation to current and future riders. We are happy to meet with the City of Wylie staff to discuss the options for continuing a rider assistance program or other types of service if desired. Since an orderly transition will take time, we recommend meeting in the near future.

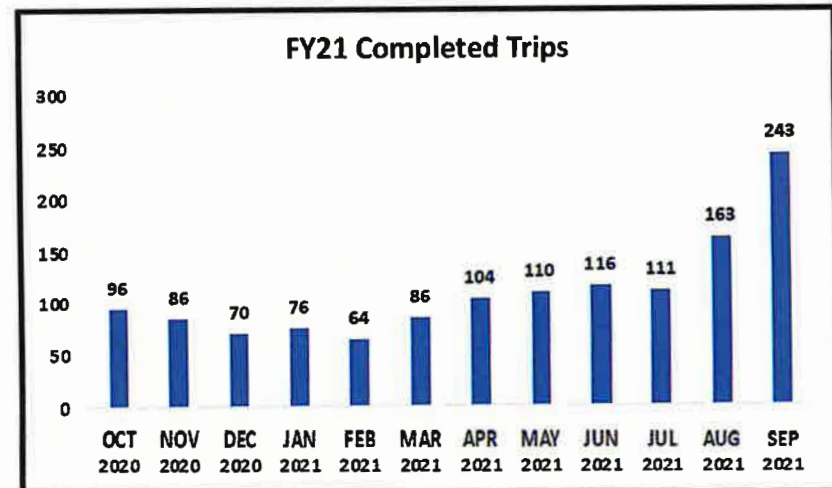
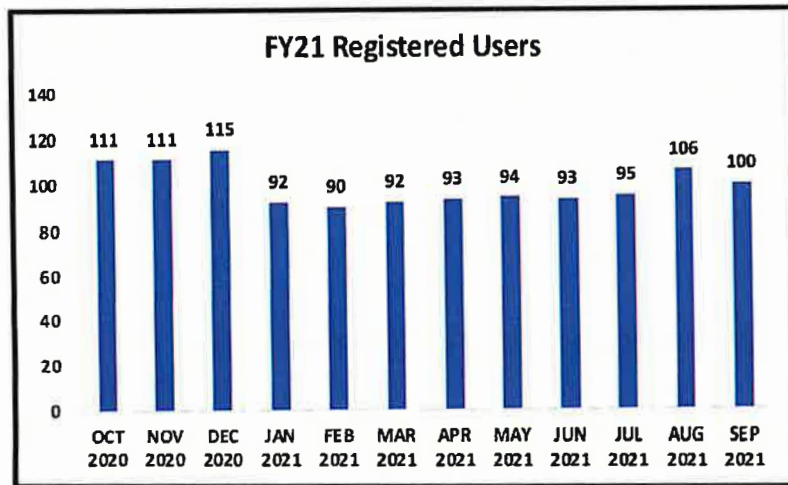
The attachment to this letter summarizes the ridership growth since 2021. Because of the growth in usage, DART will exhaust all supplemental grant funding in 2022. Therefore, it will be necessary for the City of Wylie to investigate other sources of funds to supplement the funding provided by the City.

Sincerely,

A handwritten signature in black ink, appearing to read "Ryan McCutchan".

Ryan McCutchan  
Project Manager II  
Planning Programs, Service Planning  
Dallas Area Rapid Transit (DART)  
Office - 214.749.2844  
Cell - 469.600.7906  
[rmccutchan@dart.org](mailto:rmccutchan@dart.org)

## FY 2021 Ridership Metrics – Wylie

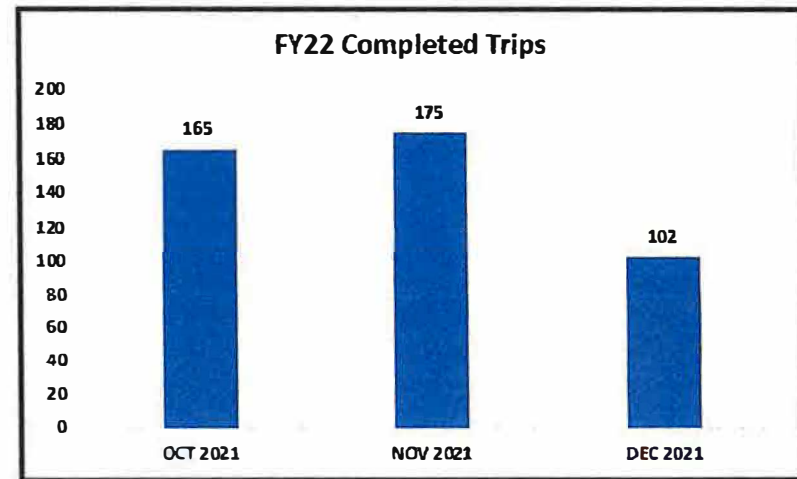
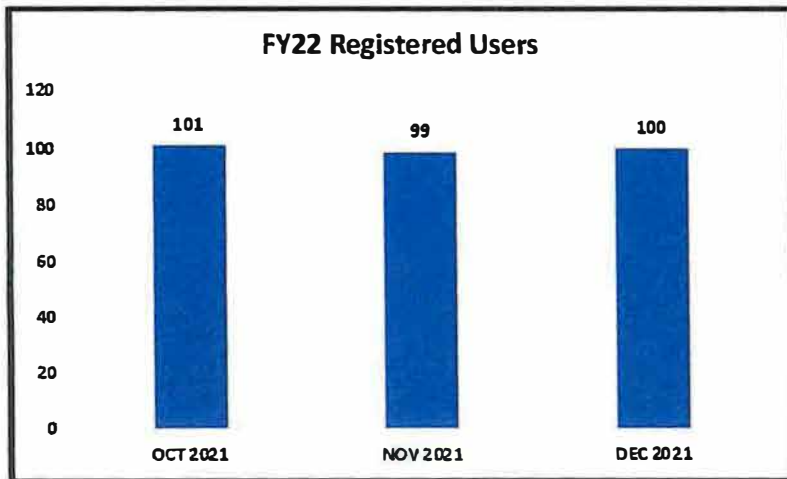


FY2021													
WYLIE	OCT 2020	NOV 2020	DEC 2020	JAN 2021	FEB 2021	MAR 2021	APR 2021	MAY 2021	JUN 2021	JUL 2021	AUG 2021	SEP 2021	Total
FY21 Registered Users	111	111	115	92	90	92	93	94	93	95	106	100	1115
FY21 New Registrants	1	1	2	3	1	4	2	4	3	5	6	4	36
FY21 Completed Trips	96	86	70	76	64	86	104	110	116	111	163	243	1325
FY21 Unique Riders	11	13	10	9	10	10	10	14	15	14	21	17	21
FY21 Fares Collected	\$1,645.35	\$1,086.81	\$1,019.90	\$1,145.00	\$827.80	\$1,126.90	\$1,383.60	\$1,416.90	\$979.15	\$2,018.22	\$2,690.39	\$4,082.82	\$19,422.84

### Notes:

- FY21 Registered Users – The decline in FY21 Registered Users in January 2021 was due to riders whose eligibility had expired
- FY21 Completed Trips – Over the course of the year, there was a 153% increase in trips when comparing October 2020 to September 2021
- FY21 Completed Trips – The decline in FY21 Completed Trips in February 2021 can be attributed to the winter weather event
- FY21 Completed Trips – The second half of FY21 (Apr 2021 – Sep 2021) saw an average of 141 Completed Trips per month

## FY 2022 Ridership Metrics – Wylie



FY2022				
WYLIE	OCT 2021	NOV 2021	DEC 2021	Total
FY21 Registered Users	101	99	100	101
FY21 New Registrants	5	2	2	9
FY21 Completed Trips	165	175	102	442
FY21 Unique Riders	15	16	14	16
FY21 Fares Collected	\$2,235.24	\$2,715.33	\$1,886.32	\$6,836.89

### Notes:

- FY22 Completed Trips – Q1 of FY2022 averaged 147 Completed Trips per month

WYLIE	FY19	FY20	FY21	FY22	FY23	FY24	FY25	FY23-25
Trip Costs	\$ 22,722.97	\$ 18,509.14	\$ 20,058.21	\$ 42,998.43	\$ 60,315.80	\$ 84,607.66	\$ 118,682.92	
Fixed Costs			\$ 23,164.54	\$ 22,594.83	\$ 21,632.24	\$ 22,747.64	\$ 23,412.87	
DART Labor			\$ 12,282.98	\$ 18,347.17	\$ 18,989.32	\$ 19,653.95	\$ 20,341.83	
G&A - 11%			\$ 4,754.50	\$ 7,215.26	\$ 9,014.28	\$ 11,809.08	\$ 15,630.54	
Less: Fare Revenue			\$ 5,296.40	\$ 10,749.61	\$ 15,078.95	\$ 21,151.91	\$ 29,670.73	
DART Fee					\$ 14,679.99	\$ 15,724.72	\$ 16,816.12	
Total Cost			\$ 54,963.83	\$ 80,406.08	\$ 109,552.69	\$ 133,391.14	\$ 165,213.55	\$ 408,157.37

WYLIE	OCT	NOV	DEC	JAN	FEB	MAR	APR	MAY	JUN	JUL	AUG	SEP
FY22 Registered Users	101	99	100	102	104	105	0	0	0	0	0	0
FY22 New Registrants	5	2	2	4	5	1	0	0	0	0	0	0
FY22 Completed Trips	165	175	102	124	151	216	0	0	0	0	0	0
FY22 Unique Riders	15	16	14	17	18	19	0	0	0	0	0	0
FY22 Trips Per Rider	11	11	7	7	8	11						
FY22 Trip Cost Per Rider	\$ 149.02	\$ 169.71	\$ 134.74	\$ 145.06	\$ 142.35	\$ 180.92						
FY22 Fares Collected	\$ 2,235.24	\$ 2,715.33	\$ 1,886.32	\$ 2,465.96	\$ 2,562.27	\$ 3,437.53	\$ 0.00	\$ 0.00	\$ 0.00	\$ 0.00	\$ 0.00	\$ 0.00

WYLIE	OCT	NOV	DEC	JAN	FEB	MAR	APR	MAY	JUN	JUL	AUG	SEP
FY21 Registered Users	111	111	115	92	90	92	93	94	93	95	106	100
FY21 New Registrants	1	1	2	3	1	4	2	4	3	5	6	4
FY21 Completed Trips	96	86	70	76	64	86	104	110	116	111	163	243
FY21 Unique Riders	11	13	10	9	10	10	10	14	15	14	21	17
FY21 Trips Per Rider	9	7	7	8	6	9	10	8	8	8	8	14
FY21 Trip Cost Per Rider	\$ 149.58	\$ 83.60	\$ 101.99	\$ 127.22	\$ 82.78	\$ 112.69	\$ 138.36	\$ 101.21	\$ 65.28	\$ 144.16	\$ 128.11	\$ 240.17
FY21 Fares Collected	\$ 1,645.35	\$ 1,086.81	\$ 1,019.90	\$ 1,145.00	\$ 827.80	\$ 1,126.90	\$ 1,383.60	\$ 1,416.90	\$ 979.15	\$ 2,018.22	\$ 2,690.39	\$ 4,082.82

WYLIE	OCT	NOV	DEC	JAN	FEB	MAR	APR	MAY	JUN	JUL	AUG	SEP
FY20 Registered Users	84	88	91	98	98	100	101	107	106	108	109	112
FY20 New Registrants	1	3	3	7	2	2	1	4	2	2	1	4
FY20 Completed Trips	135	145	159	193	178	127	99	107	96	46	55	70
FY20 Unique Riders	13	16	15	17	16	11	4	6	11	6	6	9
FY20 Trips Per Rider	10	9	11	11	11	12	25	18	9	8	9	8
FY20 Trip Cost Per Rider	\$ 121.30	\$ 118.43	\$ 126.40	\$ 143.32	\$ 140.79	\$ 137.46	\$ 309.49	\$ 213.63	\$ 133.49	\$ 144.95	\$ 156.79	\$ 126.86
FY20 Fares Collected	\$ 1,576.90	\$ 1,894.86	\$ 1,896.00	\$ 2,436.40	\$ 2,252.65	\$ 1,512.03	\$ 1,237.95	\$ 1,281.75	\$ 1,468.40	\$ 869.70	\$ 940.75	\$ 1,141.75

WYLIE	OCT	NOV	DEC	JAN	FEB	MAR	APR	MAY	JUN	JUL	AUG	SEP
FY19 Registered Users	59	59	63	66	67	69	71	75	77	78	80	83
FY19 New Registrants	5	0	1	3	1	2	3	4	2	1	2	3
FY19 Completed Trips	120	123	123	155	142	154	168	152	108	132	193	136
FY19 Unique Riders	12	13	15	14	13	15	19	14	14	15	21	17
FY19 Trips Per Rider	10	9	8	11	11	10	9	11	8	9	9	8
FY19 Trip Cost Per Rider	\$ 98.66	\$ 107.83	\$ 103.45	\$ 163.83	\$ 154.89	\$ 130.58	\$ 116.68	\$ 134.08	\$ 112.00	\$ 130.16	\$ 129.73	\$ 116.53
FY19 Fares Collected	\$ 1,183.88	\$ 1,401.75	\$ 1,551.75	\$ 2,293.65	\$ 2,013.54	\$ 1,958.70	\$ 2,217.00	\$ 1,877.10	\$ 1,567.95	\$ 1,952.35	\$ 2,724.30	\$ 1,981.00