



Start: 2023-04-26
End: 2023-04-26
Times: 0:00-23:59

Speed Bins: Size 5, Range 1 to 150
Time View: By Hour (Total Volumes)

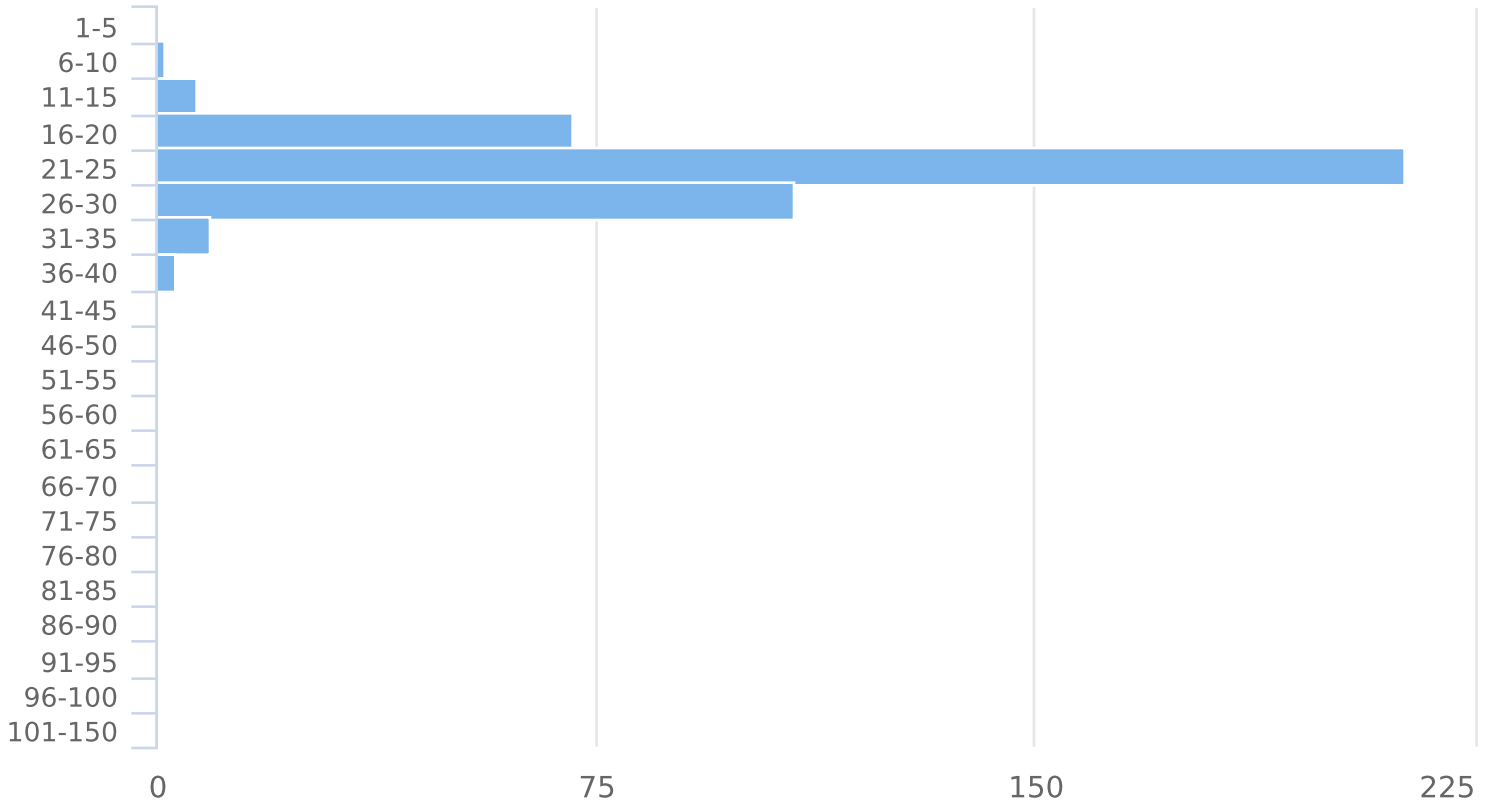
| Time | 1 to 5 | 6 to 10 | 11 to 15 | 16 to 20 | 21 to 25 | 26 to 30 | 31 to 35 | 36 to 40 | 41 to 45 | 46 to 50 | 51 to 55 | 56 to 60 | 61 to 65 | 66 to 70 | 71 to 75 | 76 to 80 | 81 to 85 | 86 to 90 | 91 to 95 | 96 to 100 | 101 to 150 | Avg Speed | Total | |
|--------------|--------|---------|----------|----------|----------|----------|----------|----------|----------|----------|----------|----------|----------|----------|----------|----------|----------|----------|----------|-----------|------------|-----------|-------|---|
| 0:00 | 0 | 0 | 0 | 0 | 1 | 0 | 0 | 0 | 0 | 0 | 0 | 0 | 0 | 0 | 0 | 0 | 0 | 0 | 0 | 0 | 0 | 25.0 | 1 | |
| 1:00 | 0 | 0 | 0 | 0 | 0 | 0 | 0 | 0 | 0 | 0 | 0 | 0 | 0 | 0 | 0 | 0 | 0 | 0 | 0 | 0 | 0 | 0 | 0.0 | 0 |
| 2:00 | 0 | 0 | 0 | 0 | 0 | 0 | 0 | 0 | 0 | 0 | 0 | 0 | 0 | 0 | 0 | 0 | 0 | 0 | 0 | 0 | 0 | 0 | 0.0 | 0 |
| 3:00 | 0 | 0 | 0 | 0 | 0 | 0 | 0 | 0 | 0 | 0 | 0 | 0 | 0 | 0 | 0 | 0 | 0 | 0 | 0 | 0 | 0 | 0 | 0.0 | 0 |
| 4:00 | 0 | 0 | 0 | 0 | 0 | 0 | 0 | 0 | 0 | 0 | 0 | 0 | 0 | 0 | 0 | 0 | 0 | 0 | 0 | 0 | 0 | 0 | 0.0 | 0 |
| 5:00 | 0 | 0 | 0 | 0 | 1 | 0 | 0 | 0 | 0 | 0 | 0 | 0 | 0 | 0 | 0 | 0 | 0 | 0 | 0 | 0 | 0 | 23.0 | 1 | |
| 6:00 | 0 | 0 | 0 | 2 | 0 | 3 | 0 | 0 | 0 | 0 | 0 | 0 | 0 | 0 | 0 | 0 | 0 | 0 | 0 | 0 | 0 | 23.2 | 5 | |
| 7:00 | 0 | 0 | 2 | 2 | 11 | 7 | 0 | 0 | 0 | 0 | 0 | 0 | 0 | 0 | 0 | 0 | 0 | 0 | 0 | 0 | 0 | 22.9 | 22 | |
| 8:00 | 0 | 0 | 0 | 2 | 4 | 3 | 1 | 0 | 0 | 0 | 0 | 0 | 0 | 0 | 0 | 0 | 0 | 0 | 0 | 0 | 0 | 24.4 | 10 | |
| 9:00 | 0 | 0 | 0 | 7 | 4 | 2 | 0 | 0 | 0 | 0 | 0 | 0 | 0 | 0 | 0 | 0 | 0 | 0 | 0 | 0 | 0 | 21.8 | 13 | |
| 10:00 | 0 | 0 | 1 | 5 | 12 | 5 | 0 | 0 | 0 | 0 | 0 | 0 | 0 | 0 | 0 | 0 | 0 | 0 | 0 | 0 | 0 | 22.7 | 23 | |
| 11:00 | 0 | 0 | 0 | 5 | 7 | 7 | 0 | 0 | 0 | 0 | 0 | 0 | 0 | 0 | 0 | 0 | 0 | 0 | 0 | 0 | 0 | 24.0 | 19 | |
| 12:00 | 0 | 0 | 0 | 7 | 7 | 9 | 0 | 0 | 0 | 0 | 0 | 0 | 0 | 0 | 0 | 0 | 0 | 0 | 0 | 0 | 0 | 23.3 | 23 | |
| 13:00 | 0 | 0 | 0 | 5 | 17 | 9 | 0 | 1 | 0 | 0 | 0 | 0 | 0 | 0 | 0 | 0 | 0 | 0 | 0 | 0 | 0 | 24.2 | 32 | |
| 14:00 | 0 | 0 | 0 | 4 | 22 | 9 | 1 | 0 | 0 | 0 | 0 | 0 | 0 | 0 | 0 | 0 | 0 | 0 | 0 | 0 | 0 | 24.1 | 36 | |
| 15:00 | 0 | 0 | 0 | 7 | 29 | 6 | 2 | 1 | 0 | 0 | 0 | 0 | 0 | 0 | 0 | 0 | 0 | 0 | 0 | 0 | 0 | 24.1 | 45 | |
| 16:00 | 0 | 0 | 0 | 8 | 23 | 12 | 1 | 0 | 0 | 0 | 0 | 0 | 0 | 0 | 0 | 0 | 0 | 0 | 0 | 0 | 0 | 23.4 | 44 | |
| 17:00 | 0 | 0 | 0 | 6 | 22 | 10 | 2 | 0 | 0 | 0 | 0 | 0 | 0 | 0 | 0 | 0 | 0 | 0 | 0 | 0 | 0 | 24.2 | 40 | |
| 18:00 | 0 | 1 | 3 | 4 | 24 | 13 | 1 | 0 | 0 | 0 | 0 | 0 | 0 | 0 | 0 | 0 | 0 | 0 | 0 | 0 | 0 | 22.9 | 46 | |
| 19:00 | 0 | 0 | 0 | 0 | 16 | 8 | 1 | 0 | 0 | 0 | 0 | 0 | 0 | 0 | 0 | 0 | 0 | 0 | 0 | 0 | 0 | 24.7 | 25 | |
| 20:00 | 0 | 0 | 0 | 3 | 8 | 2 | 0 | 0 | 0 | 0 | 0 | 0 | 0 | 0 | 0 | 0 | 0 | 0 | 0 | 0 | 0 | 22.6 | 13 | |
| 21:00 | 0 | 0 | 0 | 2 | 2 | 1 | 0 | 0 | 0 | 0 | 0 | 0 | 0 | 0 | 0 | 0 | 0 | 0 | 0 | 0 | 0 | 22.0 | 5 | |
| 22:00 | 0 | 0 | 1 | 2 | 3 | 2 | 0 | 1 | 0 | 0 | 0 | 0 | 0 | 0 | 0 | 0 | 0 | 0 | 0 | 0 | 0 | 23.6 | 9 | |
| 23:00 | 0 | 0 | 0 | 0 | 0 | 1 | 0 | 0 | 0 | 0 | 0 | 0 | 0 | 0 | 0 | 0 | 0 | 0 | 0 | 0 | 0 | 29.0 | 1 | |
| Total | 0 | 1 | 7 | 71 | 213 | 109 | 9 | 3 | 0 | 0 | 0 | 0 | 0 | 0 | 0 | 0 | 0 | 0 | 0 | 0 | 0 | 23.6 | 413 | |



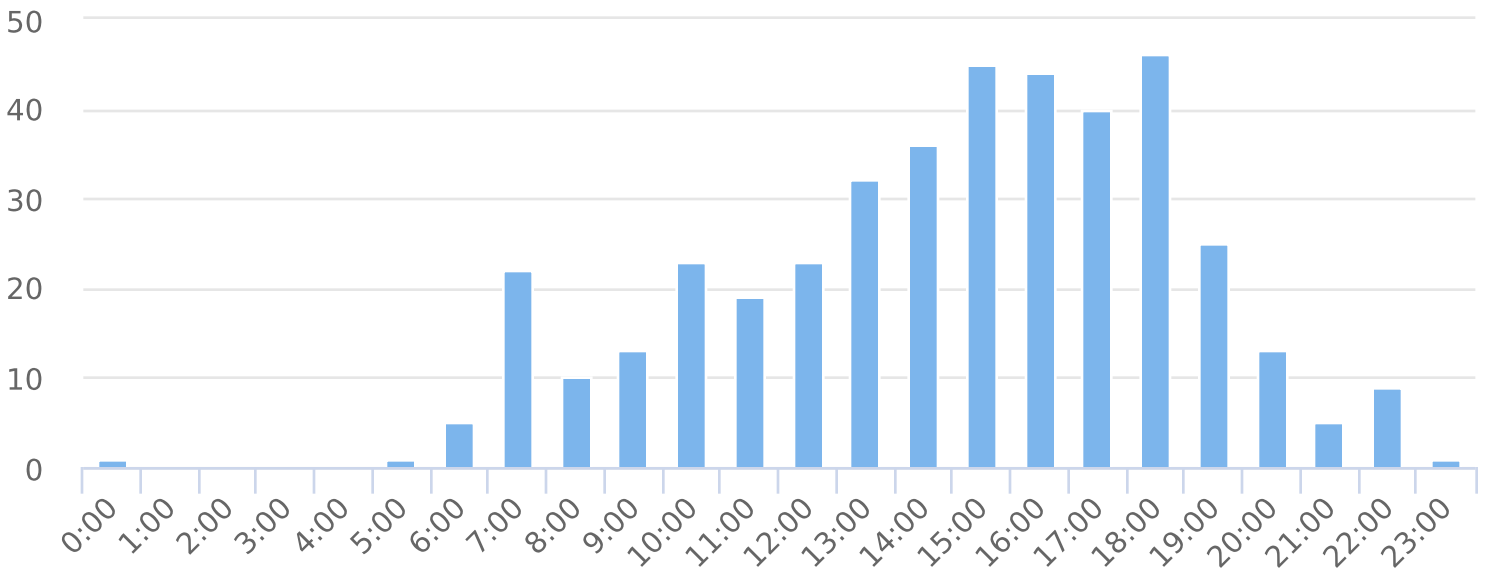
Start: 2023-04-26
End: 2023-04-26
Times: 0:00-23:59

Speed Bins: Size 5, Range 1 to 150
Time View: By Hour (Total Volumes)

Total Volume by Speed Distribution



Volume over Time





Start: 2023-04-26
End: 2023-04-26
Times: 0:00-23:59

Speed Bins: Size 5, Range 1 to 150
Time View: By Hour (Total Volumes)

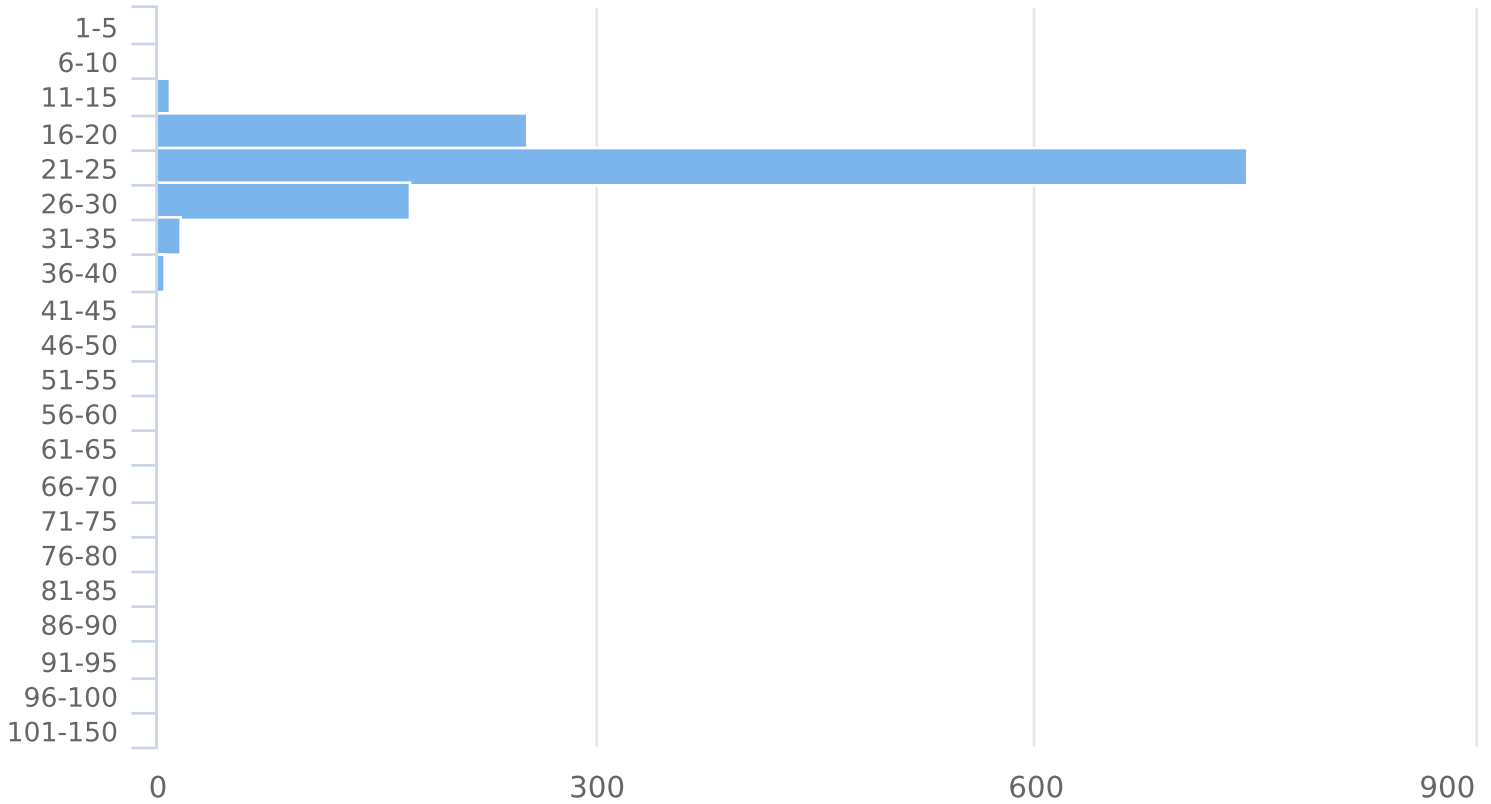
| Time | 1 to 5 | 6 to 10 | 11 to 15 | 16 to 20 | 21 to 25 | 26 to 30 | 31 to 35 | 36 to 40 | 41 to 45 | 46 to 50 | 51 to 55 | 56 to 60 | 61 to 65 | 66 to 70 | 71 to 75 | 76 to 80 | 81 to 85 | 86 to 90 | 91 to 95 | 96 to 100 | 101 to 150 | Avg Speed | Total |
|--------------|----------|----------|-----------|------------|------------|------------|-----------|----------|----------|----------|----------|----------|----------|----------|----------|----------|----------|----------|----------|-----------|------------|-------------|-------------|
| 0:00 | 0 | 0 | 0 | 0 | 0 | 1 | 0 | 0 | 0 | 0 | 0 | 0 | 0 | 0 | 0 | 0 | 0 | 0 | 0 | 0 | 0 | 28.0 | 1 |
| 1:00 | 0 | 0 | 0 | 0 | 1 | 1 | 0 | 0 | 0 | 0 | 0 | 0 | 0 | 0 | 0 | 0 | 0 | 0 | 0 | 0 | 0 | 25.0 | 2 |
| 2:00 | 0 | 0 | 0 | 2 | 2 | 0 | 0 | 0 | 0 | 0 | 0 | 0 | 0 | 0 | 0 | 0 | 0 | 0 | 0 | 0 | 0 | 20.5 | 4 |
| 3:00 | 0 | 0 | 0 | 0 | 1 | 0 | 0 | 0 | 0 | 0 | 0 | 0 | 0 | 0 | 0 | 0 | 0 | 0 | 0 | 0 | 0 | 23.0 | 1 |
| 4:00 | 0 | 0 | 0 | 0 | 0 | 0 | 0 | 0 | 0 | 0 | 0 | 0 | 0 | 0 | 0 | 0 | 0 | 0 | 0 | 0 | 0 | 0.0 | 0 |
| 5:00 | 0 | 0 | 0 | 1 | 2 | 0 | 0 | 0 | 0 | 0 | 0 | 0 | 0 | 0 | 0 | 0 | 0 | 0 | 0 | 0 | 0 | 22.3 | 3 |
| 6:00 | 0 | 0 | 1 | 4 | 14 | 1 | 0 | 0 | 0 | 0 | 0 | 0 | 0 | 0 | 0 | 0 | 0 | 0 | 0 | 0 | 0 | 22.0 | 20 |
| 7:00 | 0 | 0 | 0 | 14 | 65 | 7 | 1 | 0 | 0 | 0 | 0 | 0 | 0 | 0 | 0 | 0 | 0 | 0 | 0 | 0 | 0 | 22.8 | 87 |
| 8:00 | 0 | 0 | 0 | 15 | 33 | 5 | 0 | 0 | 0 | 0 | 0 | 0 | 0 | 0 | 0 | 0 | 0 | 0 | 0 | 0 | 0 | 21.6 | 53 |
| 9:00 | 0 | 0 | 2 | 12 | 35 | 6 | 1 | 0 | 0 | 0 | 0 | 0 | 0 | 0 | 0 | 0 | 0 | 0 | 0 | 0 | 0 | 22.5 | 56 |
| 10:00 | 0 | 0 | 1 | 19 | 33 | 11 | 0 | 0 | 0 | 0 | 0 | 0 | 0 | 0 | 0 | 0 | 0 | 0 | 0 | 0 | 0 | 22.3 | 64 |
| 11:00 | 0 | 0 | 0 | 16 | 31 | 10 | 0 | 0 | 0 | 0 | 0 | 0 | 0 | 0 | 0 | 0 | 0 | 0 | 0 | 0 | 0 | 22.6 | 57 |
| 12:00 | 0 | 0 | 0 | 14 | 45 | 14 | 2 | 0 | 0 | 0 | 0 | 0 | 0 | 0 | 0 | 0 | 0 | 0 | 0 | 0 | 0 | 23.2 | 75 |
| 13:00 | 0 | 0 | 1 | 13 | 51 | 13 | 4 | 1 | 0 | 0 | 0 | 0 | 0 | 0 | 0 | 0 | 0 | 0 | 0 | 0 | 0 | 23.4 | 83 |
| 14:00 | 0 | 0 | 1 | 26 | 58 | 20 | 0 | 0 | 0 | 0 | 0 | 0 | 0 | 0 | 0 | 0 | 0 | 0 | 0 | 0 | 0 | 22.7 | 105 |
| 15:00 | 0 | 0 | 0 | 27 | 72 | 10 | 1 | 1 | 0 | 0 | 0 | 0 | 0 | 0 | 0 | 0 | 0 | 0 | 0 | 0 | 0 | 22.6 | 111 |
| 16:00 | 0 | 0 | 2 | 18 | 75 | 25 | 2 | 0 | 0 | 0 | 0 | 0 | 0 | 0 | 0 | 0 | 0 | 0 | 0 | 0 | 0 | 23.2 | 122 |
| 17:00 | 0 | 0 | 1 | 12 | 64 | 12 | 2 | 0 | 0 | 0 | 0 | 0 | 0 | 0 | 0 | 0 | 0 | 0 | 0 | 0 | 0 | 23.1 | 91 |
| 18:00 | 0 | 0 | 0 | 13 | 50 | 23 | 2 | 0 | 0 | 0 | 0 | 0 | 0 | 0 | 0 | 0 | 0 | 0 | 0 | 0 | 0 | 23.7 | 88 |
| 19:00 | 0 | 0 | 0 | 22 | 43 | 7 | 1 | 0 | 0 | 0 | 0 | 0 | 0 | 0 | 0 | 0 | 0 | 0 | 0 | 0 | 0 | 22.4 | 73 |
| 20:00 | 0 | 0 | 1 | 12 | 37 | 3 | 0 | 0 | 0 | 0 | 0 | 0 | 0 | 0 | 0 | 0 | 0 | 0 | 0 | 0 | 0 | 21.9 | 53 |
| 21:00 | 0 | 0 | 0 | 10 | 19 | 2 | 0 | 0 | 0 | 0 | 0 | 0 | 0 | 0 | 0 | 0 | 0 | 0 | 0 | 0 | 0 | 22.0 | 31 |
| 22:00 | 0 | 0 | 0 | 2 | 7 | 1 | 1 | 0 | 0 | 0 | 0 | 0 | 0 | 0 | 0 | 0 | 0 | 0 | 0 | 0 | 0 | 24.4 | 11 |
| 23:00 | 0 | 0 | 0 | 1 | 7 | 1 | 0 | 0 | 0 | 0 | 0 | 0 | 0 | 0 | 0 | 0 | 0 | 0 | 0 | 0 | 0 | 22.9 | 9 |
| Total | 0 | 0 | 10 | 253 | 745 | 173 | 17 | 2 | 0 | 0 | 0 | 0 | 0 | 0 | 0 | 0 | 0 | 0 | 0 | 0 | 0 | 22.8 | 1200 |



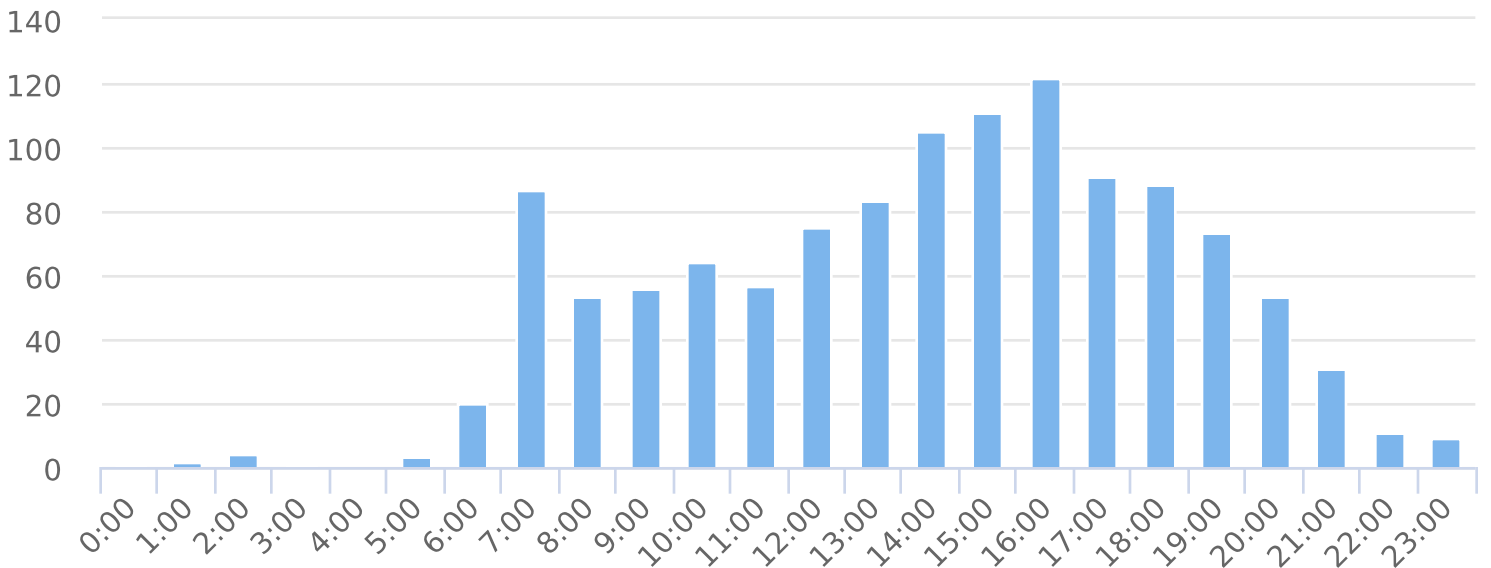
Start: 2023-04-26
End: 2023-04-26
Times: 0:00-23:59

Speed Bins: Size 5, Range 1 to 150
Time View: By Hour (Total Volumes)

Total Volume by Speed Distribution



Volume over Time





Start: 2022-07-06
End: 2022-07-06
Times: 0:00-23:59

Speed Bins: Size 5, Range 1 to 150
Time View: By Hour (Total Volumes)

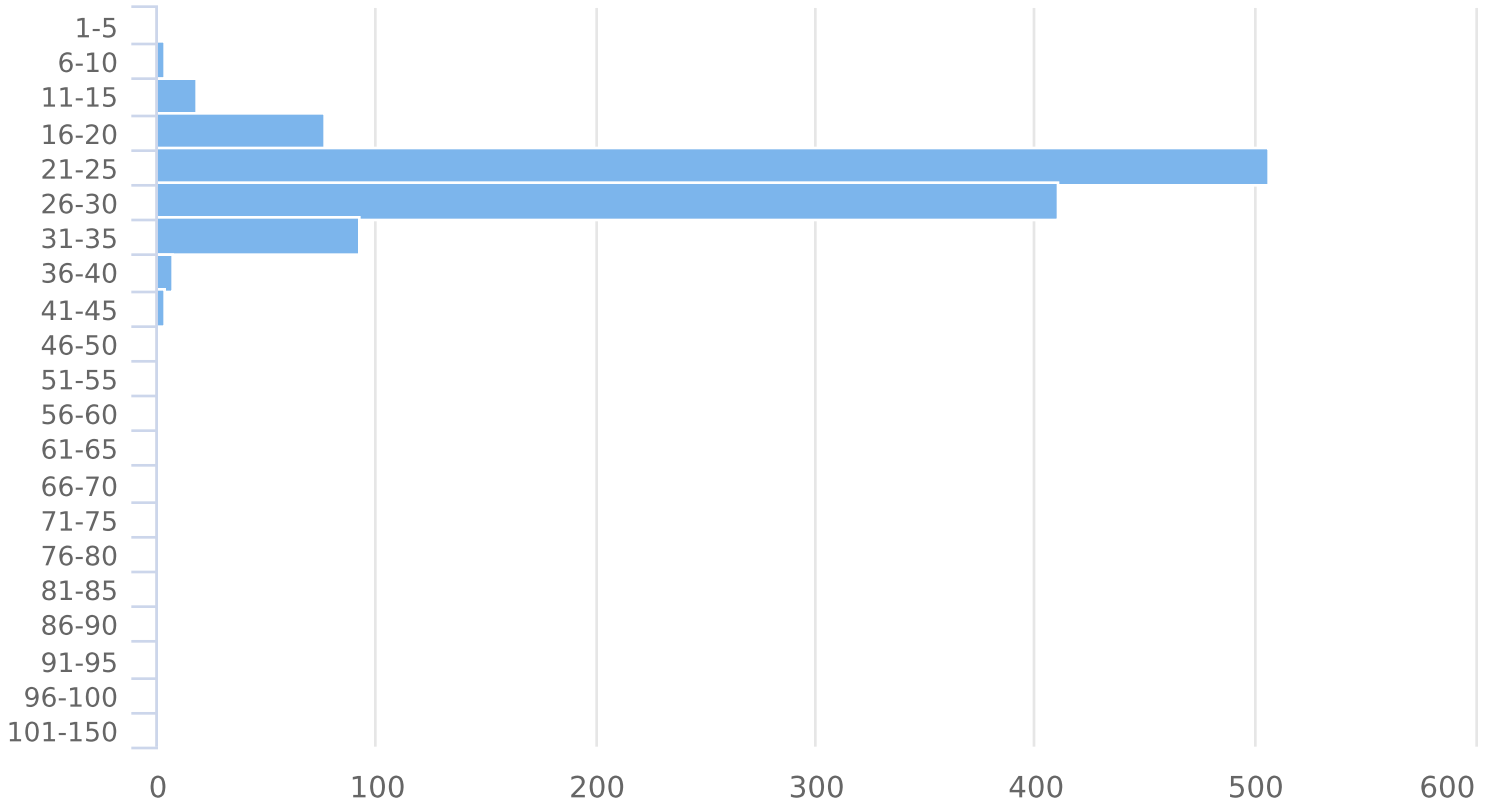
| Time | 1 to 5 | 6 to 10 | 11 to 15 | 16 to 20 | 21 to 25 | 26 to 30 | 31 to 35 | 36 to 40 | 41 to 45 | 46 to 50 | 51 to 55 | 56 to 60 | 61 to 65 | 66 to 70 | 71 to 75 | 76 to 80 | 81 to 85 | 86 to 90 | 91 to 95 | 96 to 100 | 101 to 150 | Avg Speed | Total |
|--------------|--------|---------|----------|----------|----------|----------|----------|----------|----------|----------|----------|----------|----------|----------|----------|----------|----------|----------|----------|-----------|------------|-----------|-------|
| 0:00 | 0 | 0 | 0 | 0 | 0 | 2 | 0 | 0 | 0 | 0 | 0 | 0 | 0 | 0 | 0 | 0 | 0 | 0 | 0 | 0 | 0 | 28.0 | 2 |
| 1:00 | 0 | 0 | 0 | 0 | 0 | 0 | 0 | 0 | 0 | 0 | 0 | 0 | 0 | 0 | 0 | 0 | 0 | 0 | 0 | 0 | 0 | 0.0 | 0 |
| 2:00 | 0 | 0 | 0 | 0 | 0 | 0 | 0 | 0 | 0 | 0 | 0 | 0 | 0 | 0 | 0 | 0 | 0 | 0 | 0 | 0 | 0 | 0.0 | 0 |
| 3:00 | 0 | 0 | 0 | 0 | 1 | 1 | 0 | 0 | 0 | 0 | 0 | 0 | 0 | 0 | 0 | 0 | 0 | 0 | 0 | 0 | 0 | 27.5 | 2 |
| 4:00 | 0 | 0 | 0 | 0 | 2 | 2 | 0 | 0 | 0 | 0 | 0 | 0 | 0 | 0 | 0 | 0 | 0 | 0 | 0 | 0 | 0 | 26.5 | 4 |
| 5:00 | 0 | 0 | 0 | 2 | 9 | 5 | 1 | 0 | 0 | 0 | 0 | 0 | 0 | 0 | 0 | 0 | 0 | 0 | 0 | 0 | 0 | 24.6 | 17 |
| 6:00 | 0 | 0 | 0 | 2 | 15 | 16 | 1 | 0 | 0 | 0 | 0 | 0 | 0 | 0 | 0 | 0 | 0 | 0 | 0 | 0 | 0 | 25.9 | 34 |
| 7:00 | 0 | 0 | 2 | 1 | 35 | 25 | 5 | 0 | 0 | 0 | 0 | 0 | 0 | 0 | 0 | 0 | 0 | 0 | 0 | 0 | 0 | 25.1 | 68 |
| 8:00 | 0 | 0 | 2 | 11 | 32 | 34 | 6 | 3 | 0 | 0 | 0 | 0 | 0 | 0 | 0 | 0 | 0 | 0 | 0 | 0 | 0 | 25.7 | 88 |
| 9:00 | 0 | 0 | 3 | 14 | 38 | 20 | 7 | 0 | 0 | 0 | 0 | 0 | 0 | 0 | 0 | 0 | 0 | 0 | 0 | 0 | 0 | 23.8 | 82 |
| 10:00 | 0 | 0 | 2 | 6 | 47 | 32 | 9 | 0 | 0 | 0 | 0 | 0 | 0 | 0 | 0 | 0 | 0 | 0 | 0 | 0 | 0 | 25.1 | 96 |
| 11:00 | 0 | 0 | 0 | 5 | 37 | 34 | 9 | 0 | 1 | 0 | 0 | 0 | 0 | 0 | 0 | 0 | 0 | 0 | 0 | 0 | 0 | 25.9 | 86 |
| 12:00 | 0 | 1 | 3 | 4 | 37 | 44 | 7 | 0 | 0 | 0 | 0 | 0 | 0 | 0 | 0 | 0 | 0 | 0 | 0 | 0 | 0 | 25.2 | 96 |
| 13:00 | 0 | 0 | 2 | 6 | 40 | 31 | 7 | 0 | 0 | 0 | 0 | 0 | 0 | 0 | 0 | 0 | 0 | 0 | 0 | 0 | 0 | 25.5 | 86 |
| 14:00 | 0 | 0 | 1 | 4 | 38 | 27 | 6 | 0 | 0 | 0 | 0 | 0 | 0 | 0 | 0 | 0 | 0 | 0 | 0 | 0 | 0 | 25.6 | 76 |
| 15:00 | 0 | 1 | 1 | 4 | 39 | 28 | 8 | 0 | 0 | 0 | 0 | 0 | 0 | 0 | 0 | 0 | 0 | 0 | 0 | 0 | 0 | 25.6 | 81 |
| 16:00 | 0 | 0 | 0 | 6 | 37 | 22 | 4 | 0 | 0 | 0 | 0 | 0 | 0 | 0 | 0 | 0 | 0 | 0 | 0 | 0 | 0 | 24.8 | 69 |
| 17:00 | 0 | 0 | 0 | 3 | 31 | 30 | 10 | 1 | 0 | 0 | 0 | 0 | 0 | 0 | 0 | 0 | 0 | 0 | 0 | 0 | 0 | 26.5 | 75 |
| 18:00 | 0 | 0 | 1 | 2 | 27 | 26 | 4 | 0 | 0 | 0 | 0 | 0 | 0 | 0 | 0 | 0 | 0 | 0 | 0 | 0 | 0 | 25.1 | 60 |
| 19:00 | 0 | 0 | 1 | 3 | 21 | 9 | 2 | 1 | 0 | 0 | 0 | 0 | 0 | 0 | 0 | 0 | 0 | 0 | 0 | 0 | 0 | 24.2 | 37 |
| 20:00 | 0 | 0 | 0 | 3 | 13 | 10 | 3 | 0 | 0 | 0 | 0 | 0 | 0 | 0 | 0 | 0 | 0 | 0 | 0 | 0 | 0 | 25.3 | 29 |
| 21:00 | 0 | 0 | 0 | 1 | 4 | 9 | 3 | 1 | 0 | 0 | 0 | 0 | 0 | 0 | 0 | 0 | 0 | 0 | 0 | 0 | 0 | 27.3 | 18 |
| 22:00 | 0 | 0 | 0 | 0 | 2 | 2 | 0 | 0 | 0 | 0 | 0 | 0 | 0 | 0 | 0 | 0 | 0 | 0 | 0 | 0 | 0 | 26.0 | 4 |
| 23:00 | 0 | 0 | 0 | 0 | 1 | 2 | 0 | 1 | 0 | 0 | 0 | 0 | 0 | 0 | 0 | 0 | 0 | 0 | 0 | 0 | 0 | 28.5 | 4 |
| Total | 0 | 2 | 18 | 77 | 506 | 411 | 92 | 7 | 1 | 0 | 0 | 0 | 0 | 0 | 0 | 0 | 0 | 0 | 0 | 0 | 0 | 25.4 | 1114 |



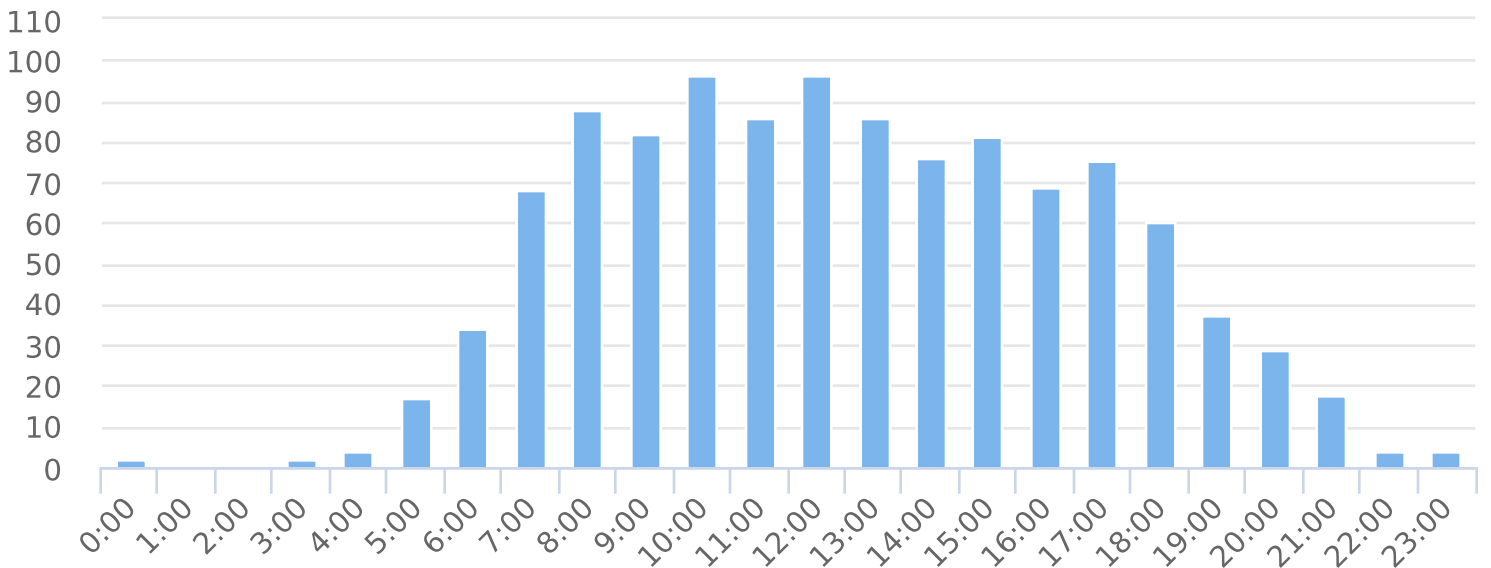
Start: 2022-07-06
End: 2022-07-06
Times: 0:00-23:59

Speed Bins: Size 5, Range 1 to 150
Time View: By Hour (Total Volumes)

Total Volume by Speed Distribution



Volume over Time





Start: 2023-04-05

End: 2023-04-05

Times: 0:00-23:59

Speed Bins: Size 5, Range 1 to 150

Time View: By Hour (Total Volumes)

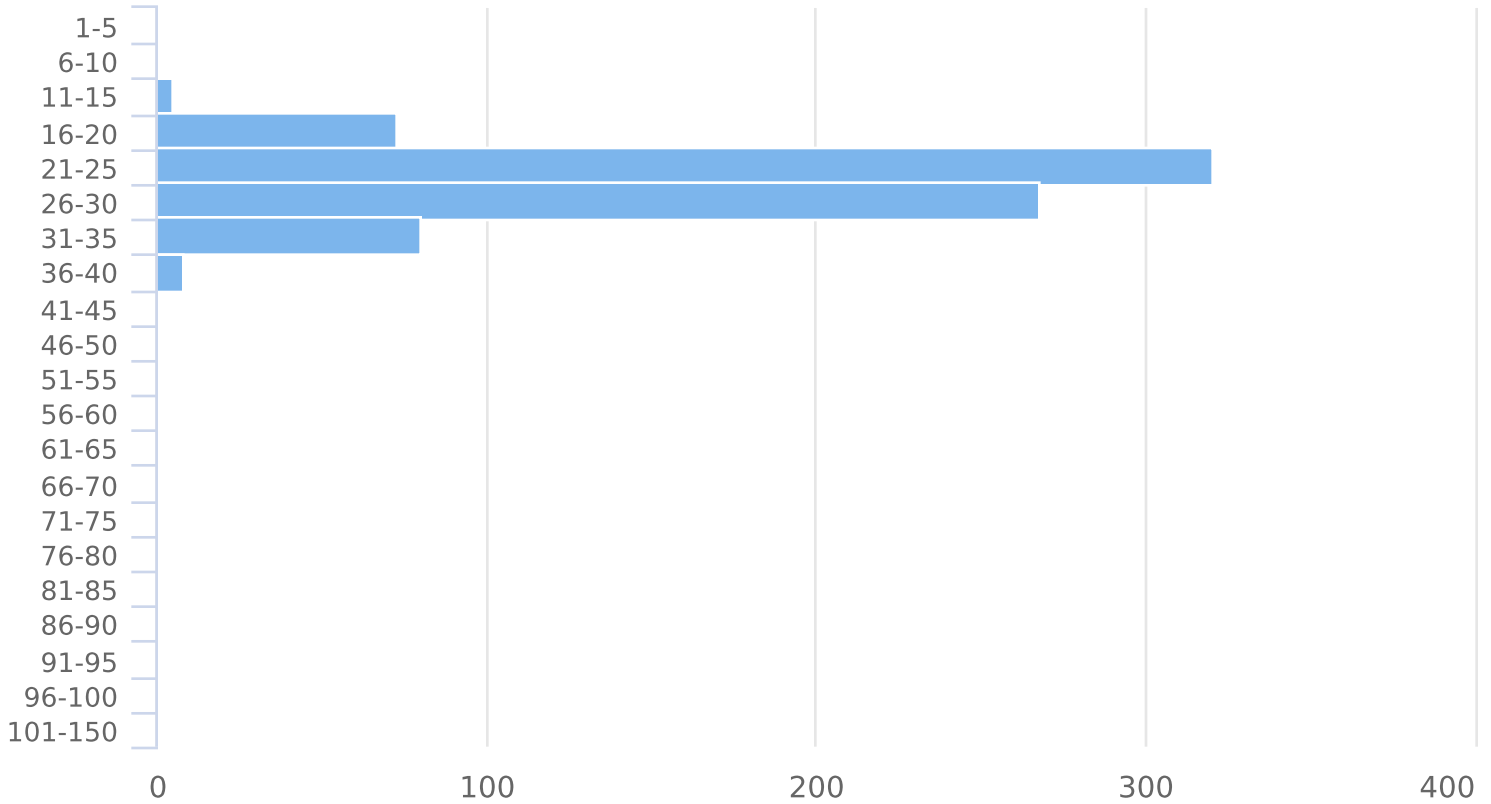
| Time | 1 to 5 | 6 to 10 | 11 to 15 | 16 to 20 | 21 to 25 | 26 to 30 | 31 to 35 | 36 to 40 | 41 to 45 | 46 to 50 | 51 to 55 | 56 to 60 | 61 to 65 | 66 to 70 | 71 to 75 | 76 to 80 | 81 to 85 | 86 to 90 | 91 to 95 | 96 to 100 | 101 to 150 | Avg Speed | Total | |
|--------------|--------|---------|----------|----------|----------|----------|----------|----------|----------|----------|----------|----------|----------|----------|----------|----------|----------|----------|----------|-----------|------------|-----------|-------|-----|
| 0:00 | 0 | 0 | 0 | 0 | 0 | 0 | 0 | 0 | 0 | 0 | 0 | 0 | 0 | 0 | 0 | 0 | 0 | 0 | 0 | 0 | 0 | 0 | 0.0 | 0 |
| 1:00 | 0 | 0 | 0 | 0 | 0 | 0 | 0 | 0 | 0 | 0 | 0 | 0 | 0 | 0 | 0 | 0 | 0 | 0 | 0 | 0 | 0 | 0 | 0.0 | 0 |
| 2:00 | 0 | 0 | 0 | 0 | 1 | 0 | 0 | 0 | 0 | 0 | 0 | 0 | 0 | 0 | 0 | 0 | 0 | 0 | 0 | 0 | 0 | 0 | 25.0 | 1 |
| 3:00 | 0 | 0 | 0 | 0 | 0 | 0 | 0 | 0 | 0 | 0 | 0 | 0 | 0 | 0 | 0 | 0 | 0 | 0 | 0 | 0 | 0 | 0 | 0.0 | 0 |
| 4:00 | 0 | 0 | 0 | 0 | 0 | 0 | 1 | 0 | 0 | 0 | 0 | 0 | 0 | 0 | 0 | 0 | 0 | 0 | 0 | 0 | 0 | 0 | 34.0 | 1 |
| 5:00 | 0 | 0 | 0 | 0 | 0 | 2 | 0 | 0 | 0 | 0 | 0 | 0 | 0 | 0 | 0 | 0 | 0 | 0 | 0 | 0 | 0 | 0 | 28.0 | 2 |
| 6:00 | 0 | 0 | 0 | 0 | 4 | 6 | 1 | 0 | 0 | 0 | 0 | 0 | 0 | 0 | 0 | 0 | 0 | 0 | 0 | 0 | 0 | 0 | 26.3 | 11 |
| 7:00 | 0 | 0 | 1 | 4 | 33 | 33 | 10 | 1 | 0 | 0 | 0 | 0 | 0 | 0 | 0 | 0 | 0 | 0 | 0 | 0 | 0 | 0 | 26.1 | 82 |
| 8:00 | 0 | 0 | 0 | 2 | 18 | 9 | 5 | 0 | 0 | 0 | 0 | 0 | 0 | 0 | 0 | 0 | 0 | 0 | 0 | 0 | 0 | 0 | 25.6 | 34 |
| 9:00 | 0 | 0 | 0 | 3 | 20 | 16 | 1 | 0 | 0 | 0 | 0 | 0 | 0 | 0 | 0 | 0 | 0 | 0 | 0 | 0 | 0 | 0 | 25.1 | 40 |
| 10:00 | 0 | 0 | 0 | 2 | 23 | 11 | 0 | 1 | 0 | 0 | 0 | 0 | 0 | 0 | 0 | 0 | 0 | 0 | 0 | 0 | 0 | 0 | 24.6 | 37 |
| 11:00 | 0 | 0 | 0 | 4 | 14 | 14 | 6 | 1 | 0 | 0 | 0 | 0 | 0 | 0 | 0 | 0 | 0 | 0 | 0 | 0 | 0 | 0 | 26.5 | 39 |
| 12:00 | 0 | 0 | 0 | 4 | 26 | 15 | 3 | 0 | 0 | 0 | 0 | 0 | 0 | 0 | 0 | 0 | 0 | 0 | 0 | 0 | 0 | 0 | 24.5 | 48 |
| 13:00 | 0 | 0 | 0 | 3 | 17 | 11 | 1 | 0 | 0 | 0 | 0 | 0 | 0 | 0 | 0 | 0 | 0 | 0 | 0 | 0 | 0 | 0 | 25.2 | 32 |
| 14:00 | 0 | 0 | 0 | 6 | 29 | 29 | 12 | 0 | 0 | 0 | 0 | 0 | 0 | 0 | 0 | 0 | 0 | 0 | 0 | 0 | 0 | 0 | 26.0 | 76 |
| 15:00 | 0 | 0 | 0 | 10 | 36 | 34 | 10 | 0 | 0 | 0 | 0 | 0 | 0 | 0 | 0 | 0 | 0 | 0 | 0 | 0 | 0 | 0 | 25.8 | 90 |
| 16:00 | 0 | 0 | 0 | 5 | 29 | 18 | 6 | 0 | 0 | 0 | 0 | 0 | 0 | 0 | 0 | 0 | 0 | 0 | 0 | 0 | 0 | 0 | 24.8 | 58 |
| 17:00 | 0 | 0 | 0 | 9 | 16 | 29 | 8 | 1 | 0 | 0 | 0 | 0 | 0 | 0 | 0 | 0 | 0 | 0 | 0 | 0 | 0 | 0 | 25.9 | 63 |
| 18:00 | 0 | 0 | 1 | 9 | 22 | 14 | 7 | 2 | 0 | 0 | 0 | 0 | 0 | 0 | 0 | 0 | 0 | 0 | 0 | 0 | 0 | 0 | 25.1 | 55 |
| 19:00 | 0 | 0 | 1 | 6 | 13 | 9 | 4 | 1 | 0 | 0 | 0 | 0 | 0 | 0 | 0 | 0 | 0 | 0 | 0 | 0 | 0 | 0 | 24.4 | 34 |
| 20:00 | 0 | 0 | 1 | 4 | 14 | 11 | 0 | 1 | 0 | 0 | 0 | 0 | 0 | 0 | 0 | 0 | 0 | 0 | 0 | 0 | 0 | 0 | 24.5 | 31 |
| 21:00 | 0 | 0 | 0 | 2 | 3 | 4 | 3 | 0 | 0 | 0 | 0 | 0 | 0 | 0 | 0 | 0 | 0 | 0 | 0 | 0 | 0 | 0 | 26.3 | 12 |
| 22:00 | 0 | 0 | 1 | 0 | 2 | 2 | 2 | 0 | 0 | 0 | 0 | 0 | 0 | 0 | 0 | 0 | 0 | 0 | 0 | 0 | 0 | 0 | 25.9 | 7 |
| 23:00 | 0 | 0 | 0 | 0 | 1 | 1 | 0 | 0 | 0 | 0 | 0 | 0 | 0 | 0 | 0 | 0 | 0 | 0 | 0 | 0 | 0 | 0 | 25.0 | 2 |
| Total | 0 | 0 | 5 | 73 | 321 | 268 | 80 | 8 | 0 | 0 | 0 | 0 | 0 | 0 | 0 | 0 | 0 | 0 | 0 | 0 | 0 | 0 | 25.5 | 755 |



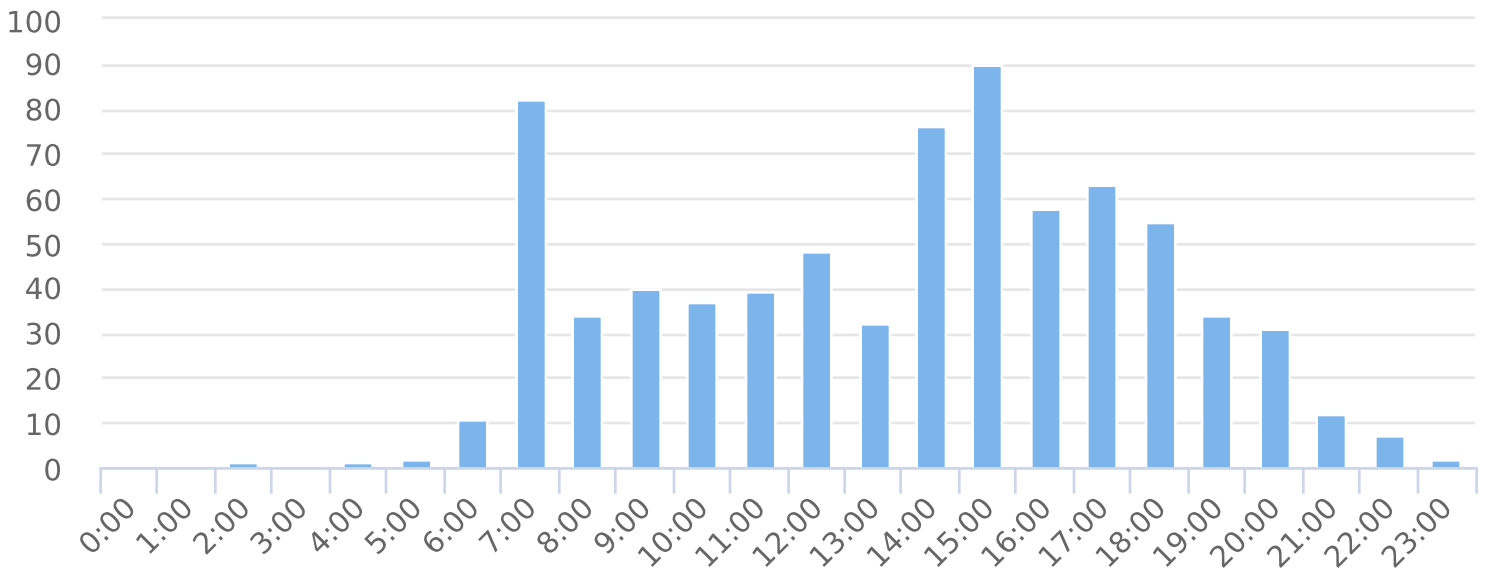
Start: 2023-04-05
End: 2023-04-05
Times: 0:00-23:59

Speed Bins: Size 5, Range 1 to 150
Time View: By Hour (Total Volumes)

Total Volume by Speed Distribution



Volume over Time





Start: 2022-03-23
End: 2022-03-23
Times: 0:00-23:59

Speed Bins: Size 5, Range 1 to 150
Time View: By Hour (Total Volumes)

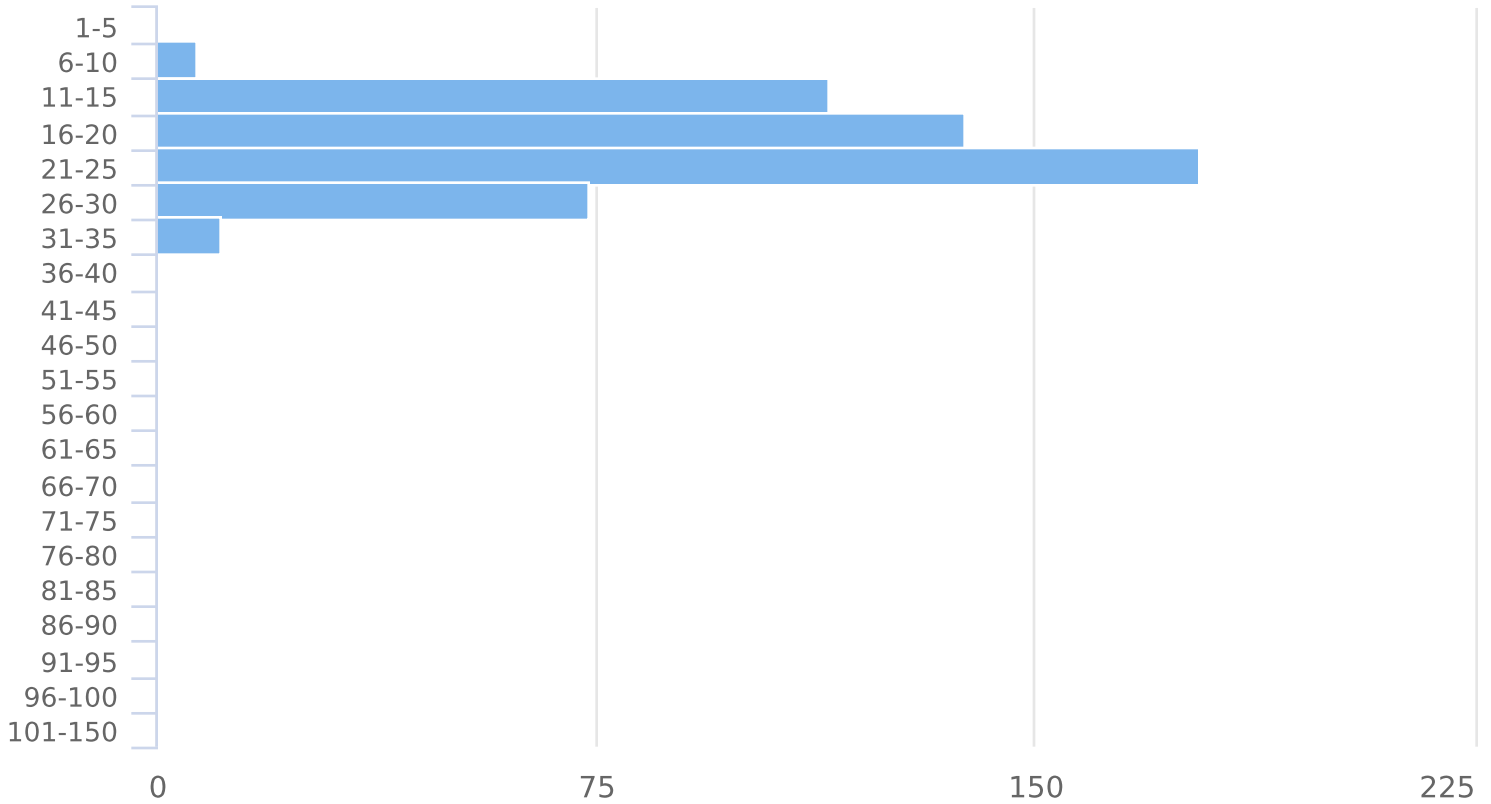
| Time | 1 to 5 | 6 to 10 | 11 to 15 | 16 to 20 | 21 to 25 | 26 to 30 | 31 to 35 | 36 to 40 | 41 to 45 | 46 to 50 | 51 to 55 | 56 to 60 | 61 to 65 | 66 to 70 | 71 to 75 | 76 to 80 | 81 to 85 | 86 to 90 | 91 to 95 | 96 to 100 | 101 to 150 | Avg Speed | Total |
|--------------|--------|---------|----------|----------|----------|----------|----------|----------|----------|----------|----------|----------|----------|----------|----------|----------|----------|----------|----------|-----------|------------|-----------|-------|
| 0:00 | 0 | 0 | 1 | 1 | 0 | 0 | 0 | 0 | 0 | 0 | 0 | 0 | 0 | 0 | 0 | 0 | 0 | 0 | 0 | 0 | 0 | 15.5 | 2 |
| 1:00 | 0 | 0 | 0 | 0 | 2 | 0 | 0 | 0 | 0 | 0 | 0 | 0 | 0 | 0 | 0 | 0 | 0 | 0 | 0 | 0 | 0 | 22.0 | 2 |
| 2:00 | 0 | 0 | 0 | 0 | 0 | 1 | 0 | 0 | 0 | 0 | 0 | 0 | 0 | 0 | 0 | 0 | 0 | 0 | 0 | 0 | 0 | 28.0 | 1 |
| 3:00 | 0 | 0 | 0 | 0 | 0 | 0 | 0 | 0 | 0 | 0 | 0 | 0 | 0 | 0 | 0 | 0 | 0 | 0 | 0 | 0 | 0 | 0.0 | 0 |
| 4:00 | 0 | 0 | 0 | 0 | 0 | 0 | 0 | 0 | 0 | 0 | 0 | 0 | 0 | 0 | 0 | 0 | 0 | 0 | 0 | 0 | 0 | 0.0 | 0 |
| 5:00 | 0 | 0 | 1 | 1 | 0 | 0 | 0 | 0 | 0 | 0 | 0 | 0 | 0 | 0 | 0 | 0 | 0 | 0 | 0 | 0 | 0 | 15.0 | 2 |
| 6:00 | 0 | 0 | 0 | 1 | 1 | 0 | 0 | 0 | 0 | 0 | 0 | 0 | 0 | 0 | 0 | 0 | 0 | 0 | 0 | 0 | 0 | 20.5 | 2 |
| 7:00 | 0 | 1 | 8 | 2 | 6 | 2 | 0 | 0 | 0 | 0 | 0 | 0 | 0 | 0 | 0 | 0 | 0 | 0 | 0 | 0 | 0 | 17.9 | 19 |
| 8:00 | 0 | 1 | 7 | 9 | 10 | 1 | 0 | 0 | 0 | 0 | 0 | 0 | 0 | 0 | 0 | 0 | 0 | 0 | 0 | 0 | 0 | 18.9 | 28 |
| 9:00 | 0 | 1 | 7 | 14 | 3 | 3 | 0 | 0 | 0 | 0 | 0 | 0 | 0 | 0 | 0 | 0 | 0 | 0 | 0 | 0 | 0 | 19.1 | 28 |
| 10:00 | 0 | 0 | 6 | 6 | 10 | 2 | 0 | 0 | 0 | 0 | 0 | 0 | 0 | 0 | 0 | 0 | 0 | 0 | 0 | 0 | 0 | 19.4 | 24 |
| 11:00 | 0 | 0 | 4 | 5 | 11 | 1 | 2 | 0 | 0 | 0 | 0 | 0 | 0 | 0 | 0 | 0 | 0 | 0 | 0 | 0 | 0 | 21.1 | 23 |
| 12:00 | 0 | 1 | 11 | 10 | 13 | 5 | 2 | 0 | 0 | 0 | 0 | 0 | 0 | 0 | 0 | 0 | 0 | 0 | 0 | 0 | 0 | 20.2 | 42 |
| 13:00 | 0 | 0 | 12 | 7 | 13 | 10 | 1 | 0 | 0 | 0 | 0 | 0 | 0 | 0 | 0 | 0 | 0 | 0 | 0 | 0 | 0 | 20.4 | 43 |
| 14:00 | 0 | 1 | 9 | 6 | 14 | 6 | 2 | 0 | 0 | 0 | 0 | 0 | 0 | 0 | 0 | 0 | 0 | 0 | 0 | 0 | 0 | 21.0 | 38 |
| 15:00 | 0 | 0 | 9 | 18 | 19 | 9 | 1 | 0 | 0 | 0 | 0 | 0 | 0 | 0 | 0 | 0 | 0 | 0 | 0 | 0 | 0 | 20.9 | 56 |
| 16:00 | 0 | 1 | 11 | 19 | 19 | 6 | 1 | 0 | 0 | 0 | 0 | 0 | 0 | 0 | 0 | 0 | 0 | 0 | 0 | 0 | 0 | 19.8 | 57 |
| 17:00 | 0 | 0 | 7 | 10 | 16 | 6 | 1 | 0 | 0 | 0 | 0 | 0 | 0 | 0 | 0 | 0 | 0 | 0 | 0 | 0 | 0 | 21.0 | 40 |
| 18:00 | 0 | 0 | 2 | 13 | 13 | 8 | 0 | 0 | 0 | 0 | 0 | 0 | 0 | 0 | 0 | 0 | 0 | 0 | 0 | 0 | 0 | 21.6 | 36 |
| 19:00 | 0 | 1 | 6 | 6 | 12 | 8 | 0 | 0 | 0 | 0 | 0 | 0 | 0 | 0 | 0 | 0 | 0 | 0 | 0 | 0 | 0 | 21.2 | 33 |
| 20:00 | 0 | 0 | 7 | 6 | 8 | 2 | 1 | 0 | 0 | 0 | 0 | 0 | 0 | 0 | 0 | 0 | 0 | 0 | 0 | 0 | 0 | 19.5 | 24 |
| 21:00 | 0 | 0 | 3 | 2 | 4 | 1 | 0 | 0 | 0 | 0 | 0 | 0 | 0 | 0 | 0 | 0 | 0 | 0 | 0 | 0 | 0 | 19.3 | 10 |
| 22:00 | 0 | 0 | 3 | 1 | 2 | 2 | 0 | 0 | 0 | 0 | 0 | 0 | 0 | 0 | 0 | 0 | 0 | 0 | 0 | 0 | 0 | 19.3 | 8 |
| 23:00 | 0 | 0 | 1 | 1 | 2 | 1 | 0 | 0 | 0 | 0 | 0 | 0 | 0 | 0 | 0 | 0 | 0 | 0 | 0 | 0 | 0 | 21.0 | 5 |
| Total | 0 | 7 | 115 | 138 | 178 | 74 | 11 | 0 | 0 | 0 | 0 | 0 | 0 | 0 | 0 | 0 | 0 | 0 | 0 | 0 | 0 | 20.2 | 523 |



Start: 2022-03-23
End: 2022-03-23
Times: 0:00-23:59

Speed Bins: Size 5, Range 1 to 150
Time View: By Hour (Total Volumes)

Total Volume by Speed Distribution



Volume over Time

