

Summary Statement

November 30, 2024

Page 1 of 12

Investor ID: TX-01-0184

0000135-0000862 PDF 719234


**City of Woodcreek
41 Champion Circle
Woodcreek, TX 78676**

Texas CLASS

Texas CLASS

Average Monthly Yield: 4.8835%

		Beginning Balance	Contributions	Withdrawals	Income Earned	Income Earned YTD	Average Daily Balance	Month End Balance
TX-01-0184-0001	CITY OF WOODCREEK	562,502.97	0.00	0.00	2,255.77	28,091.24	563,720.63	564,758.74
TX-01-0184-0002	ARP Funds	0.00	0.00	0.00	0.00	0.00	0.00	0.00
TX-01-0184-0003	Tree Fund	5,204.70	0.00	0.00	20.90	249.74	5,215.98	5,225.60
TX-01-0184-0004	Parks Fund	4,028.60	0.00	0.00	16.12	193.12	4,037.31	4,044.72
TX-01-0184-0005	MC Security Fund	20.38	0.00	0.00	0.06	0.52	20.41	20.44
TX-01-0184-0006	MC Technology Fund	26.89	0.00	0.00	0.06	0.56	26.92	26.95



Summary Statement

November 30, 2024


Page 2 of 12

Investor ID: TX-01-0184

City of Woodcreek
41 Champion Circle
Woodcreek, TX 78676

Texas CLASS - (continued)

		Beginning Balance	Contributions	Withdrawals	Income Earned	Income Earned YTD	Average Daily Balance	Month End Balance
TX-01-0184-0007	PEG Funds	15,476.08	0.00	0.00	62.06	742.78	15,509.58	15,538.14
TX-01-0184-0008	General Fund Reserves	184,352.91	0.00	0.00	739.30	8,847.49	184,751.98	185,092.21
TX-01-0184-0009	2023 GO BOND	943,782.71	0.00	0.00	3,784.81	45,294.20	945,825.73	947,567.52
TX-01-0184-0010	Capital Fund	452,730.88	0.00	0.00	1,815.56	21,727.57	453,710.91	454,546.44
TOTAL		2,168,126.12	0.00	0.00	8,694.64	105,147.22	2,172,819.45	2,176,820.76



Account Statement

November 30, 2024

Page 3 of 12

Account Number: TX-01-0184-0001

CITY OF WOODCREEK


Account Summary

Average Monthly Yield: 4.8835%

	Beginning Balance	Contributions	Withdrawals	Income Earned	Income Earned YTD	Average Daily Balance	Month End Balance
Texas CLASS	562,502.97	0.00	0.00	2,255.77	28,091.24	563,720.63	564,758.74

Transaction Activity

Transaction Date	Transaction Description	Contributions	Withdrawals	Balance	Transaction Number
11/01/2024	Beginning Balance			562,502.97	
11/30/2024	Income Dividend Reinvestment	2,255.77			
11/30/2024	Ending Balance			564,758.74	



Account Statement

November 30, 2024

Page 4 of 12

Account Number: TX-01-0184-0003

Tree Fund


Account Summary

Average Monthly Yield: 4.8835%

	Beginning Balance	Contributions	Withdrawals	Income Earned	Income Earned YTD	Average Daily Balance	Month End Balance
Texas CLASS	5,204.70	0.00	0.00	20.90	249.74	5,215.98	5,225.60

Transaction Activity

Transaction Date	Transaction Description	Contributions	Withdrawals	Balance	Transaction Number
11/01/2024	Beginning Balance			5,204.70	
11/30/2024	Income Dividend Reinvestment	20.90			
11/30/2024	Ending Balance			5,225.60	



Account Statement

November 30, 2024

Page 5 of 12

Account Number: TX-01-0184-0004

Parks Fund


Account Summary

Average Monthly Yield: 4.8835%

	Beginning Balance	Contributions	Withdrawals	Income Earned	Income Earned YTD	Average Daily Balance	Month End Balance
Texas CLASS	4,028.60	0.00	0.00	16.12	193.12	4,037.31	4,044.72

Transaction Activity

Transaction Date	Transaction Description	Contributions	Withdrawals	Balance	Transaction Number
11/01/2024	Beginning Balance			4,028.60	
11/30/2024	Income Dividend Reinvestment	16.12			
11/30/2024	Ending Balance			4,044.72	



Account Statement

November 30, 2024

Page 6 of 12

Account Number: TX-01-0184-0005

MC Security Fund


Account Summary

Average Monthly Yield: 4.8835%

	Beginning Balance	Contributions	Withdrawals	Income Earned	Income Earned YTD	Average Daily Balance	Month End Balance
Texas CLASS	20.38	0.00	0.00	0.06	0.52	20.41	20.44

Transaction Activity

Transaction Date	Transaction Description	Contributions	Withdrawals	Balance	Transaction Number
11/01/2024	Beginning Balance			20.38	
11/30/2024	Income Dividend Reinvestment	0.06			
11/30/2024	Ending Balance			20.44	



Account Statement

November 30, 2024

Page 7 of 12

Account Number: TX-01-0184-0006

MC Technology Fund


Account Summary

Average Monthly Yield: 4.8835%

	Beginning Balance	Contributions	Withdrawals	Income Earned	Income Earned YTD	Average Daily Balance	Month End Balance
Texas CLASS	26.89	0.00	0.00	0.06	0.56	26.92	26.95

Transaction Activity

Transaction Date	Transaction Description	Contributions	Withdrawals	Balance	Transaction Number
11/01/2024	Beginning Balance			26.89	
11/30/2024	Income Dividend Reinvestment	0.06			
11/30/2024	Ending Balance			26.95	



Account Statement

November 30, 2024

Page 8 of 12

Account Number: TX-01-0184-0007

PEG Funds


Account Summary

Average Monthly Yield: 4.8835%

	Beginning Balance	Contributions	Withdrawals	Income Earned	Income Earned YTD	Average Daily Balance	Month End Balance
Texas CLASS	15,476.08	0.00	0.00	62.06	742.78	15,509.58	15,538.14

Transaction Activity

Transaction Date	Transaction Description	Contributions	Withdrawals	Balance	Transaction Number
11/01/2024	Beginning Balance			15,476.08	
11/30/2024	Income Dividend Reinvestment	62.06			
11/30/2024	Ending Balance			15,538.14	



Account Statement

November 30, 2024

Page 9 of 12

Account Number: TX-01-0184-0008

General Fund Reserves


Account Summary

Average Monthly Yield: 4.8835%

	Beginning Balance	Contributions	Withdrawals	Income Earned	Income Earned YTD	Average Daily Balance	Month End Balance
Texas CLASS	184,352.91	0.00	0.00	739.30	8,847.49	184,751.98	185,092.21

Transaction Activity

Transaction Date	Transaction Description	Contributions	Withdrawals	Balance	Transaction Number
11/01/2024	Beginning Balance			184,352.91	
11/30/2024	Income Dividend Reinvestment	739.30			
11/30/2024	Ending Balance			185,092.21	



Account Statement

November 30, 2024

Page 10 of 12

Account Number: TX-01-0184-0009

2023 GO BOND


Account Summary

Average Monthly Yield: 4.8835%

	Beginning Balance	Contributions	Withdrawals	Income Earned	Income Earned YTD	Average Daily Balance	Month End Balance
Texas CLASS	943,782.71	0.00	0.00	3,784.81	45,294.20	945,825.73	947,567.52

Transaction Activity

Transaction Date	Transaction Description	Contributions	Withdrawals	Balance	Transaction Number
11/01/2024	Beginning Balance			943,782.71	
11/30/2024	Income Dividend Reinvestment	3,784.81			
11/30/2024	Ending Balance			947,567.52	



Account Statement

November 30, 2024

Page 11 of 12

Account Number: TX-01-0184-0010

Capital Fund


Account Summary

Average Monthly Yield: 4.8835%

	Beginning Balance	Contributions	Withdrawals	Income Earned	Income Earned YTD	Average Daily Balance	Month End Balance
Texas CLASS	452,730.88	0.00	0.00	1,815.56	21,727.57	453,710.91	454,546.44

Transaction Activity

Transaction Date	Transaction Description	Contributions	Withdrawals	Balance	Transaction Number
11/01/2024	Beginning Balance			452,730.88	
11/30/2024	Income Dividend Reinvestment	1,815.56			
11/30/2024	Ending Balance			454,546.44	



Texas CLASS

Texas CLASS

Date	Dividend Rate	Daily Yield
11/01/2024	0.000412722	5.0352%
11/02/2024	0.000000000	5.0352%
11/03/2024	0.000000000	5.0352%
11/04/2024	0.000137037	5.0155%
11/05/2024	0.000136505	4.9961%
11/06/2024	0.000136440	4.9937%
11/07/2024	0.000136219	4.9856%
11/08/2024	0.000541184	4.9518%
11/09/2024	0.000000000	4.9518%
11/10/2024	0.000000000	4.9518%
11/11/2024	0.000000000	4.9518%
11/12/2024	0.000133391	4.8821%
11/13/2024	0.000132227	4.8395%
11/14/2024	0.000131805	4.8278%
11/15/2024	0.000395037	4.8194%
11/16/2024	0.000000000	4.8195%
11/17/2024	0.000000000	4.8195%
11/18/2024	0.000131438	4.8107%
11/19/2024	0.000131501	4.8129%
11/20/2024	0.000131558	4.8150%
11/21/2024	0.000131493	4.8127%
11/22/2024	0.000394758	4.8160%
11/23/2024	0.000000000	4.8161%
11/24/2024	0.000000000	4.8161%
11/25/2024	0.000131478	4.8121%
11/26/2024	0.000131614	4.8171%
11/27/2024	0.000263196	4.8165%
11/28/2024	0.000000000	4.8165%
11/29/2024	0.000263198	4.8165%
11/30/2024	0.000000000	4.8165%

Performance results are shown net of all fees and expenses and reflect the reinvestment of dividends and other earnings. Many factors affect performance including changes in market conditions and interest rates and in response to other economic, political, or financial developments. Investment involves risk including the possible loss of principal. No assurance can be given that the performance objectives of a given strategy will be achieved. **Past performance is no guarantee of future results. Any financial and/or investment decision may incur losses.**