


2020 Census screen shots

 An official website of the United States government



https://data.census.gov/profile/Woodcreek_city,_Texas?g=160XX00US4880058

Place

Woodcreek city, Texas

Woodcreek city, Texas is a city, town, place equivalent, and township located in Texas.





Populations and People

Total Population

1,770

P1 | 2020 Decennial Census



Education

Bachelor's Degree or Higher

48.4%

S1501 | 2022 American Community Survey 5-Year Estimates



Housing

Total Housing Units

910

H1 | 2020 Decennial Census



Families and Living Arrangements

Total Households

1,128

DP02 | 2022 American Community Survey 5-Year Estimates



Income and Poverty

Median Household Income

\$80,227

S1901 | 2022 American Community Survey 5-Year Estimates



Employment

Employment Rate

44.5%

DP03 | 2022 American Community Survey 5-Year Estimates



Health

Without Health Care Coverage

8.3%

S2701 | 2022 American Community Survey 5-Year Estimates



Race and Ethnicity

Hispanic or Latino (of any race)

176

P9 | 2020 Decennial Census

Populations and People

Age and Sex

51.9 ± 6.5

Median Age in Woodcreek city, Texas

35.6 ± 0.1

Median Age in Texas

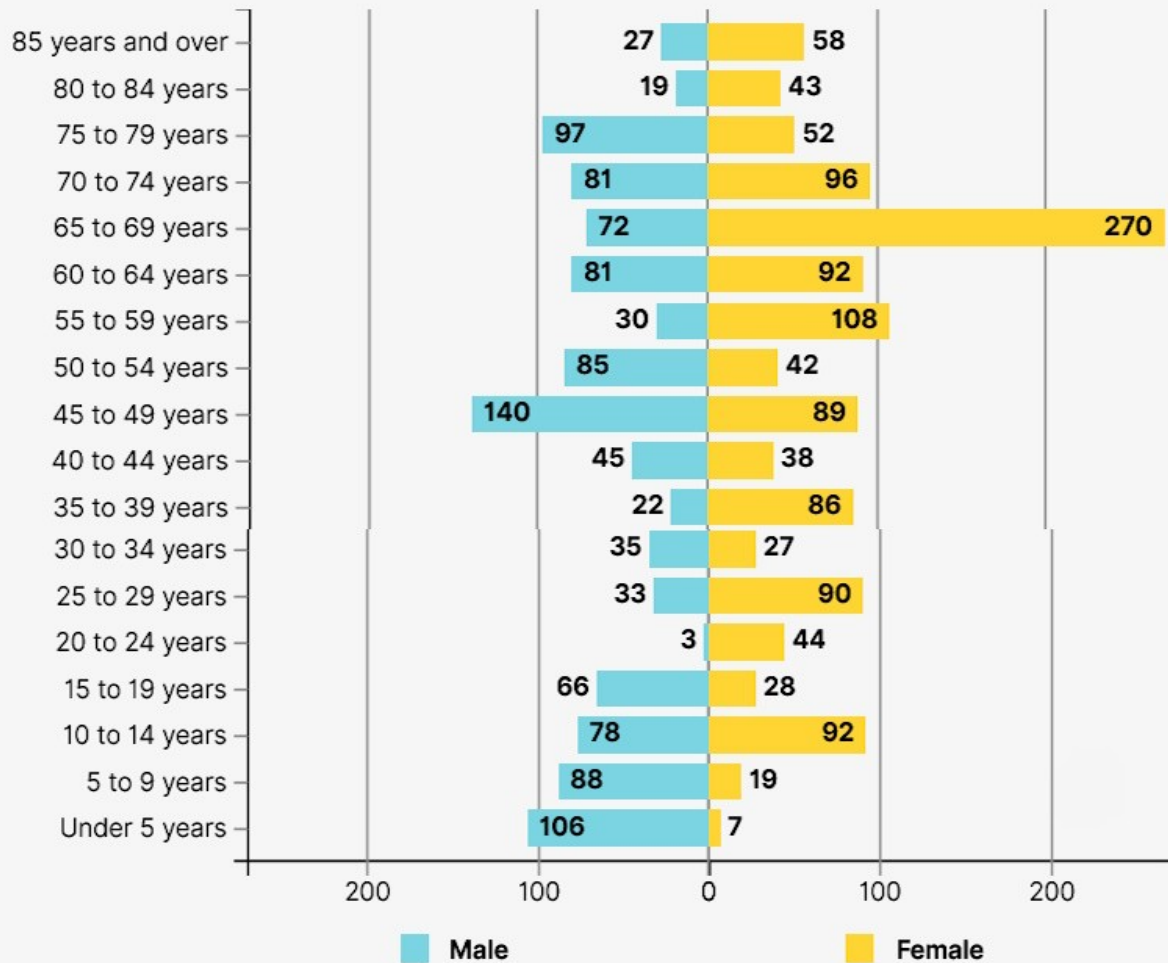
S0101 | 2022 American Community Survey 5-Year Estimates

Population Pyramid: Population by Age and Sex

in Woodcreek city, Texas

[Share / Embed](#)

Woodcreek city, Texas



Older Population

34.1% ± 9.6%

65 Years and Older in Woodcreek city, Texas

13.4% ± 0.1%

65 Years and Older in Texas

DP05 | 2022 American Community Survey 5-Year Estimates

Older Population by Age

in Woodcreek city, Texas

[Share / Embed](#)

65 to 74 years - 21.7%



75 to 84 years - 8.8%



85 years and over - 3.6%



0%

5%

10%

15%

20%

Show Table



Display Margin of Error

DP05 | 2022 American Community Survey 5-Year Estimates

Income and Poverty

Income and Earnings

\$80,227 ± \$28,050

Median Household Income in Woodcreek city, Texas

\$72,284 ± \$443

Median Household Income in Texas

S1901 | 2022 American Community Survey 5-Year Estimates

Median Income by Types of Families

in Woodcreek city, Texas

[Share / Embed](#)

Families - \$100,729



Married-couple families - \$108,190



Nonfamily households - \$32,310



\$0 \$20K \$40K \$60K \$80K \$100K

Poverty

3.2% ± 2.5%

Poverty, All people in Woodcreek city, Texas

14.0% ± 0.2%

Poverty, All people in Texas

S1701 | 2022 American Community Survey 5-Year Estimates

Poverty by Age

in Woodcreek city, Texas

[Share / Embed](#)

Under 18 years - 1.1%



18 to 64 years - 5.2%



65 years and over - 1.5%



0%

1%

2%

3%

4%

5%

Education

Educational Attainment

48.4% ± 11.2%

Bachelor's Degree or Higher in Woodcreek city, Texas

33.9% ± 0.3%

Bachelor's Degree or Higher in Texas

Education Attainment (Population 25 Years and Older)

in Woodcreek city, Texas

[Share / Embed](#)

High school or equivalent degree - 9.3%



Some college, no degree - 33.4%



Associate's degree - 3.9%



Bachelor's degree - 32.3%



Graduate or professional degree - 16.1%



0% 5% 10% 15% 20% 25% 30% 35%

School Enrollment

81.9% ± 8.4%

School Enrolled Population Enrolled in Kindergarten to 12th Grade in Woodcreek city, Texas

70.9% ± 0.3%

School Enrolled Population Enrolled in Kindergarten to 12th Grade in Texas

School Enrollment (Population 3 Years and Over Enrolled i...

in Woodcreek city, Texas

[Share / Embed](#)

Nursery school, preschool - 13.3%



Kindergarten to 12th grade - 81.9%



College, undergraduate - 3.3%



Graduate, professional school - 1.5%



0% 20% 40% 60% 80%

Employment

Class of Worker

16.6% ± 7.5%

Local, state, and federal government workers in Woodcreek city, Texas

13.9% ± 0.2%

Local, state, and federal government workers in Texas

Class of Worker

in Woodcreek city, Texas

[Share / Embed](#)

Employee of private company workers - 50.6%



Self-employed in own incorporated business workers - 4.2%



Private not-for-profit wage and salary workers - 12.2%



Local, state, and federal government workers - 16.6%



Self-employed in own not incorporated business workers and unpaid family workers - 16.4%



0% 10% 20% 30% 40% 50%

Commuting

30.3 ± 6.8

Average travel time to work (in minutes) in Woodcreek city, Texas

26.7 ± 0.2

Average travel time to work (in minutes) in Texas

Means of Transportation to Work (Workers 16 Years and O... in Woodcreek city, Texas

[Share / Embed](#)

Drove alone - 76.5%



Carpool - 4.3%



Public transportation - 0.0%

Walked - 0.0%

Bicycle - 0.0%

Taxicab, motorcycle, or other means - 0.0%

Worked from home - 19.2%



0%

20%

40%

60%

80%

Housing

Financial Characteristics

\$1,745 ± \$56

Median Gross Rent in Woodcreek city, Texas

\$1,290 ± \$7

Median Gross Rent in Texas

Occupied Units Paying Rent

in Woodcreek city, Texas

[Share / Embed](#)

Less than \$500 - 0.0%

\$500 to \$999 - 1.4%



\$1,000 to \$1,499 - 10.8%



\$1,500 to \$1,999 - 77.2%



\$2,000 to \$2,499 - 9.0%



\$2,500 to \$2,999 - 1.6%



\$3,000 or more - 0.0%

0% 20% 40% 60% 80%

Homeownership Rate

60.9% ± 16.9%

Homeownership Rate in Woodcreek city, Texas

62.5% ± 0.2%

Homeownership Rate in Texas

Housing Value

in Woodcreek city, Texas

[Share / Embed](#)

Less than \$50,000 - 2.0%



\$50,000 to \$99,999 - 0.0%

\$100,000 to \$149,999 - 0.9%



\$150,000 to \$199,999 - 7.9%



\$200,000 to \$299,999 - 16.2%



\$300,000 to \$499,999 - 62.0%



\$500,000 to \$999,999 - 11.1%



\$1,000,000 or more - 0.0%

0% 10% 20% 30% 40% 50% 60%

Housing Units

910

Total Housing Units in Woodcreek city, Texas

11,589,324

Total Housing Units in Texas

Housing Occupancy

in Woodcreek city, Texas

[Share / Embed](#)

Occupied housing units - 830



Vacant housing units - 80



[Show Table](#)

H1 | 2020 Decennial Census

Occupancy Characteristics

830

Occupied Housing Units in Woodcreek city, Texas

H1 | 2020 Decennial Census

Owner Occupied Housing Units by Types of Households

in Woodcreek city, Texas

[Share / Embed](#)

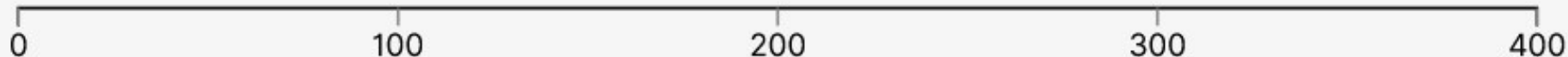
Married-couple family - 389



Male householder, no spouse present - 14



Female householder, no spouse present - 45



Owner/Renter (Householder) Characteristics

2.7% \pm 2.3%

Moved 2021 or Later Into Occupied Housing Unit in Woodcreek city, Texas

22.2% \pm 0.2%

Moved 2021 or Later Into Occupied Housing Unit in Texas


[S2502](#) | 2022 American Community Survey 5-Year Estimates

Moved 2021 or Later Into Occupied Housing Unit by Type of Units

in Woodcreek city, Texas

[Share / Embed](#)

Owner-occupied housing units - 3.9%



Renter-occupied housing units - 0.9%



0%

1%

2%

3%

4%

Health

Disability

11.3% ± 4.1%

Disabled Population in Woodcreek city, Texas

12.4% ± 0.1%

Disabled Population in Texas

Types of Disabilities

in Woodcreek city, Texas

[Share / Embed](#)

Hearing difficulty - 4.7%



Vision difficulty - 2.0%



Cognitive difficulty - 2.8%



Ambulatory difficulty - 5.4%



Self-care difficulty - 3.1%



Independent living difficulty - 4.8%



0%

1%

2%

3%

4%

5%

Families and Living Arrangements

Children

18.7% ± 4.9%

Under 18 years old in Woodcreek city, Texas

24.8% ± 0.1%

Under 18 years old in Texas

Children Under 18 by Age Range

in Woodcreek city, Texas

[Share / Embed](#)

Under 5 years - 4.7%



5 to 14 years - 11.6%



15 to 17 years - 2.4%



0% 2% 4% 6% 8% 10% 12%