

SEE INSET

BG 3
36.26%
950/2620
2578





Tract 010804

BG 2
24.69%
700/2835
2861

INSET

BG 3
36.26%
950/2620
2578

Tract 010804

-  Proposed Street Improvements
-  Benefit Area
-  Woodcreek City Boundary
- 2010 Census Blockgroup Boundary**
Label: Census Blockgroup Number
LMI%
lowmod/lowmoduniv
Total Population
- 
- 2010 Census Tract Boundary**
Boundary not in current extent
Label: Census Tract Number