

CITY OF WOLFFORTH LIBRARY MASTER PLAN

October 2025




Table of Contents

Introduction

Message from the Library Director	4
Acknowledgements	5
Executive Summary	6

Master Plan

Section 1	Methodology & Community Input	9
Section 2	Service & Space Standards	43
Section 3	Developing a Strategy for Future Space Requirements	55

Appendices

Appendix A	Library Trend Research	63
Appendix B	Community Input Boards + Voting Tabulations	71
Appendix C	Online Survey Results	83
Appendix D	Teen Focus Group	131
Appendix E	Technology Report	161



INTRODUCTION

Message from the Library Director

Since joining the City of Wolfforth Library in 2013, I have had the privilege of watching both our library and our community grow in remarkable ways. When I began, Wolfforth’s population was just over 3,000 residents. Today, our city is approaching 10,000 and continues to expand at an extraordinary pace. With this growth comes the need to plan for the future and to ensure that the library continues to be a cornerstone of learning, connection, and opportunity for generations to come.

In May 2025, we began phase one of our Library Master Plan, a process that has allowed us to evaluate our current facility and services while identifying how best to meet our community’s evolving needs. In our next phase, we will be developing concept designs for an expansion and renovation that will serve Wolfforth residents for the next 20 years and beyond.

The City of Wolfforth Library has a proud history of growth and adaptation. What began in 1987 as a 1,100-square-foot remodeled dentist office with 2,000 books has grown into a 7,800-square-foot facility serving thousands of patrons each year. Our collection now exceeds 20,000 titles, and we are open 59 hours each week. The library continues to provide dedicated spaces for children, teens, and adults, with the children’s area—our most beloved—offering an inviting and developmentally rich environment for our youngest patrons.

Serving this community is truly my passion. Over the years, I have had the honor and joy of watching so many people and families come through our doors, growing and changing right alongside the library itself. It has been a gift to witness how the library continues to touch lives, create connections, and inspire learning. I love this community deeply and am humbled to be a part of something so much bigger than myself. Being part of the Wolfforth Library’s story has been one of the greatest privileges of my life, and I look forward to the journey ahead as we continue building a library worthy of the community we serve.

As we look toward the future, this Master Plan reflects both our city’s tremendous growth and our unwavering commitment to access, lifelong learning, and our community. Together, we will ensure that the City of Wolfforth Library remains not just a building full of books, but a vibrant hub of community life where knowledge, imagination, and connection flourish.

Kimberly Brantley-Sallee, MLIS
Library Director

INTRODUCTION

Acknowledgments

We would like to express our gratitude to everyone who participated in the process of determining the space needs for the new City of Wolfforth Library. Your input, time, and thoughtful contributions were invaluable in shaping a vision that reflects the community's needs and aspirations. Thank you for your dedication to fostering a library space that will serve as a resource and gathering place for generations to come.



INTRODUCTION

Executive Summary

A VISION FOR THE FUTURE OF CITY OF WOLFFORTH LIBRARY

Faced with increased programming needs and a fast-growing population, it has become clear that the City of Wolfforth Library is quickly outgrowing its current space and is due for an expansion. This Plan was developed to understand the community's needs and criteria for success for the Library, and begin to develop a building space program, cost analysis, and other technical data points to assist the Library in planning for a future addition. The findings outlined below were developed through an open, collaborative, and inclusive planning process that engaged community members and staff.

INFORMATION GATHERING PROCESS

The Library and consulting team began the project by analyzing various metrics, from population growth statistics, to library use, state and national standards, and peer benchmarks. These findings begin to paint a picture of a well-loved, family-centric library that is faced with a rapidly growing user population, resulting in a need to grow.

COMMUNITY INPUT

Following the initial data gathering phase, the planning team looked to the community to provide their own feedback on the future of the library.

At 4th on the 5th, the Library engaged community members through a hands on visioning exercise, using boards with inspirational imagery to gather community feedback on future services and spaces. These boards showcased aspirational amenities, programs, and trends. The discussion aimed to explore the question, "What does the community want?" and to begin creating a preliminary "wish list" of the top ten components that resonated with the community. The key findings from the visioning exercise are outlined to the right.

The top community priorities gathered from the visioning exercise included:

1. Fun Reading Environment
2. Sensory Spaces
3. STE(A)M Learning
4. Nature Walk
5. Music Garden
6. Gaming/Coding
7. Storytime
8. Arts and Crafts Room
9. Board Games
10. Family Place



INTRODUCTION

An online survey was also developed to gauge the community’s current use of the library, identify key needs, and gather feedback on desired features for a future facility from the broader community. The survey received 380 responses, representing varying ages, library usage patterns, and backgrounds, and providing a broad perspective on community sentiment. Key themes aligned with the visioning session, and focused strongly on family spaces, sensory spaces, outdoor, and creative spaces. Comments support the need for more and better space at the Library, so the Library can continue to grow its’ programming.

BUILDING PROGRAM

Community Input, Standards and Benchmarking were all synthesized into a building program that will meet the current and future needs of City of

Lobby , including: entry vestibule, tutoring/cafe seating, multipurpose prefunction area	2,100 sf	Meeting Spaces , including: Multipurpose Meeting Room Conference Room Study Rooms (6) Craft/Maker Space Media Lab Story Time Room	6,560 sf
Adult Collections , including: seating, quiet reading room, adult computers, genealogy research room	5,008 sf		
Children’s Collections , including: story and arts/crafts area, interactive/ STEAM learning, seating, computers	4,300 sf	Support Spaces , including: staff work areas, storage, build- ing systems, restrooms, etc.	9,904 sf
Teen Room , including: seating, group collaboration area, tech/gaming/coding space	1,900 sf		
		Total	19,500 sf

COST ESTIMATE AND SCHEDULE

As the final phase of the initial Master Plan, a preliminary budget and schedule were developed. Based on historical data, the anticipated project costs are outlined below:

SUMMARY	Dollars	Sq. Ft.
a. LAND	0.00	0.00
b. CONSTRUCTION COSTS (SITE & BLDG)	21,745,680	731.93
c. FURNISHINGS & SIGNAGE	1,496,370	50.37
d. A/E FEE & EXPENSES	2,264,698	76.23
e. OWNER DIRECT COSTS	2,692,190	90.62
f. TOTAL PROJECT COSTS	28,198,938	949.14
g. CONSTRUCTION/AE COSTS	23,058,553	776.12
h. CONSTRUCTION/AE COSTS (with optional)	23,198,878	780.84

Detailed findings are contained in the remainder of this report.



SECTION 1

Methodology, Discovery, & Community Input

Methodology

The design team, in collaboration with Library Staff, developed an open, collaborative, and inclusive planning process from project team workshops to community engagement and concept design.

An initial **Data Gathering** phase sought to gain an understanding of the following:

- What are the collection and technology development goals?
- What are population trends in the community?
- What are the unique service offerings of this library?

Community Engagement was structured to represent a broad range of perspectives and voices of the community, with efforts designed to engage with current users and—more crucially—new potential users. Outreach took a three tiered approach: In-Person Visioning Sessions, Online Survey, and a Teen Focus Group; each initiative gathered unique input about the goals and criteria for success for the library, determined priorities, and helped build consensus.

The next phase, **Programming** detailed the spaces needed to meet the Community’s expectations. The program responds and defines collections size, as well as programming spaces, and seating, technology, and staff workspaces.

Once a general idea of the program was known, the design team developed a **Probable Cost Analysis** to determine and document the effects and ramifications of the design and cost phases, and a project schedule, synthesizing everything into a **Final Report**.


Through this process, the team built a strong foundation of needs and desires that achieve consensus and reflect the unique needs of the City of Wolfforth Library.



SECTION 1: METHODOLOGY, DISCOVERY, AND COMMUNITY INPUT

The Master Planning Process followed these specific steps:

1. Data Gathering
2. Meeting #1: Kick Off Workshop with Library to discuss service needs, community meeting presentation, discuss questions for leadership interviews, and online survey
3. Community Input:
 - Community Visioning Activity
 - Community Input: Online Survey: Develop draft survey questions, Test Survey, then publish survey for 3 weeks minimum with option to extend two weeks more, Survey Report
 - Community Input: Leadership Interviews
4. Meeting #2: Space Program - Standards
5. Meeting #3: Community Wish List Program development
6. Technology Workshop
7. Final Report
8. Final Presentation

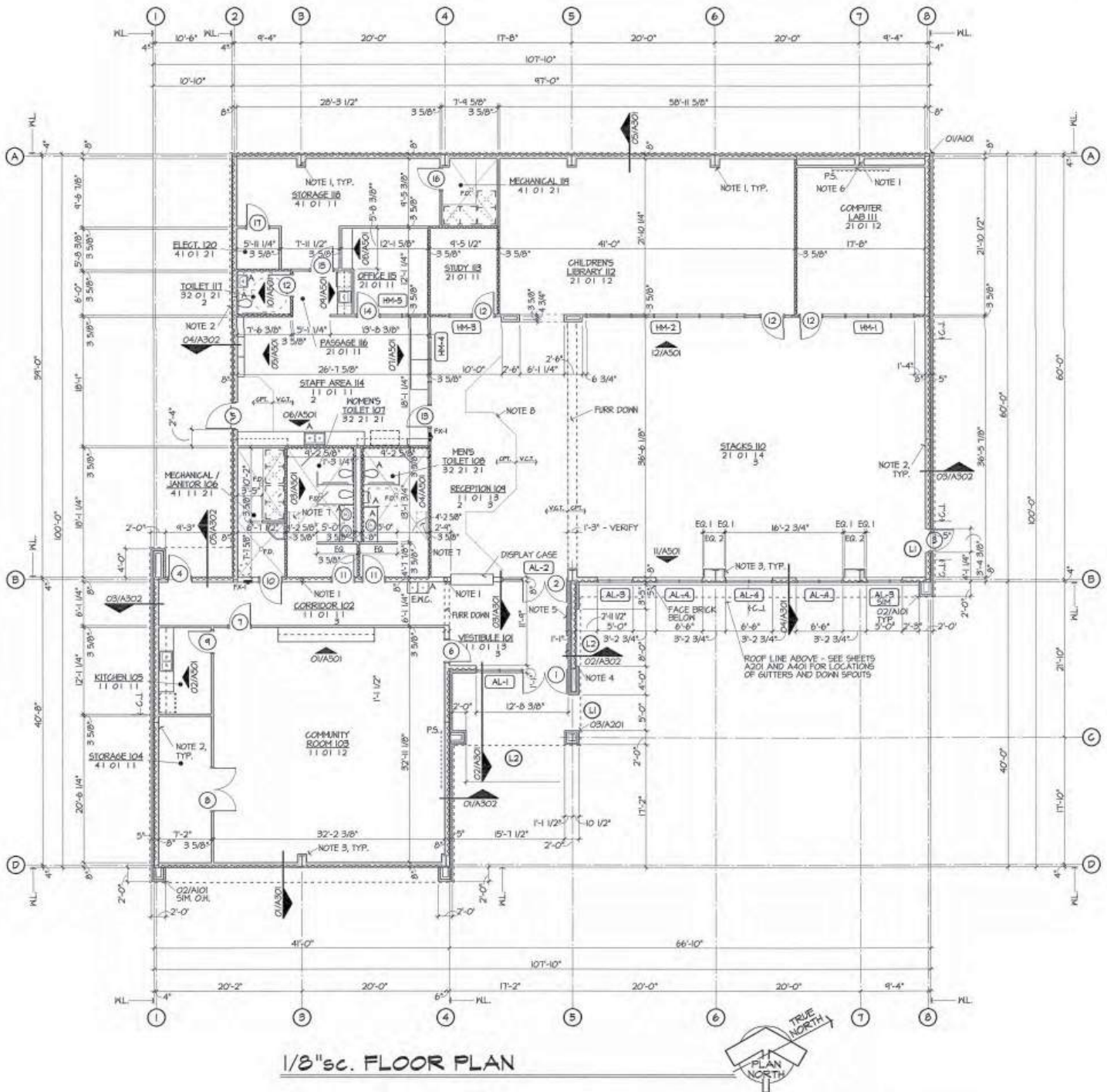


SECTION 1: METHODOLOGY, DISCOVERY, AND COMMUNITY INPUT


Existing Library

The City of Wolfforth Library is currently housed in a single story 7,800 square foot building, built in 2006. The interior of the existing facility has recently been updated, with new flooring and paint.

The infrastructure of the building appears to be in good shape, and should be straightforward to adapt for an addition.




SECTION 1: METHODOLOGY, DISCOVERY, AND COMMUNITY INPUT



“ Our family loves this library! We appreciate all the programs they have introduced for all ages. The staff is so welcoming and helpful.”

- STATEMENT FROM ONLINE SURVEY



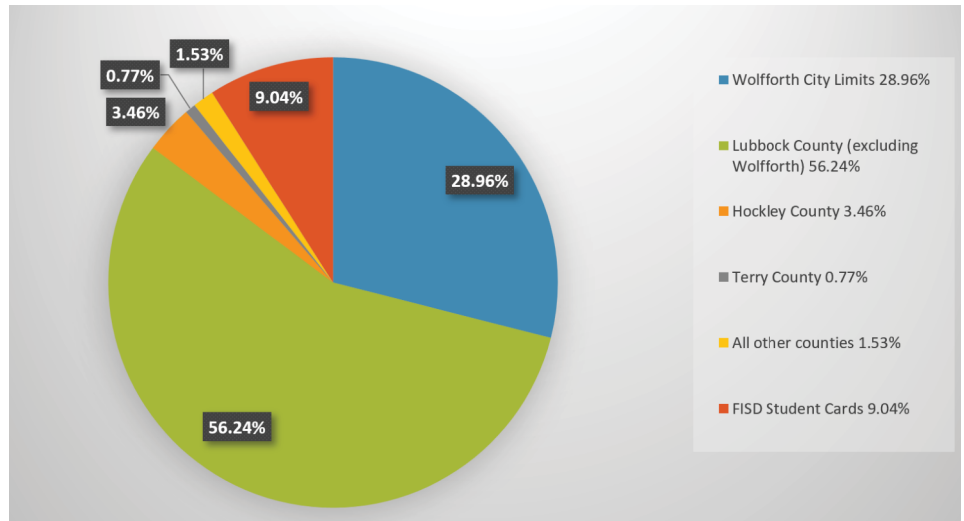
Use Metrics and Trends

Library usage data provided by Staff paints a picture of a library which is expanding its' services in leaps and bounds year to year.

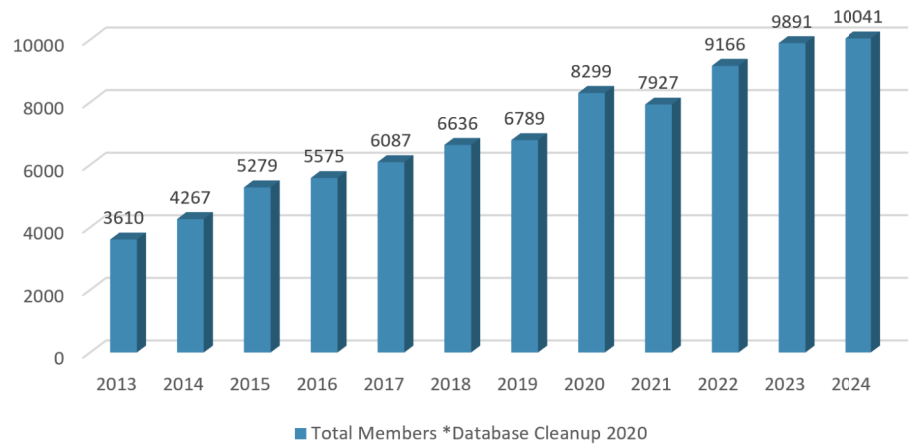
From program attendance, to visits and annual circulation, the Library is continually growing its' use metrics.

This data speaks to the Library's ability to utilize every inch of space, schedule programs, and exceed the community's expectations. It also highlights that the community values and uses this library!

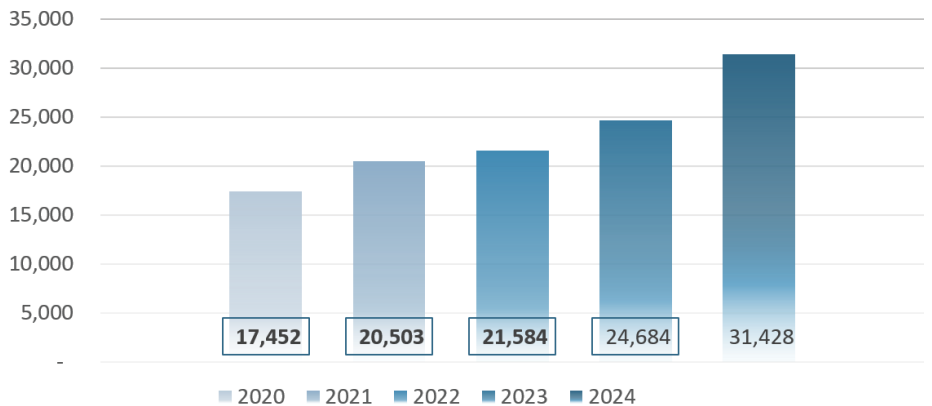
Members by County



Active Registered Members

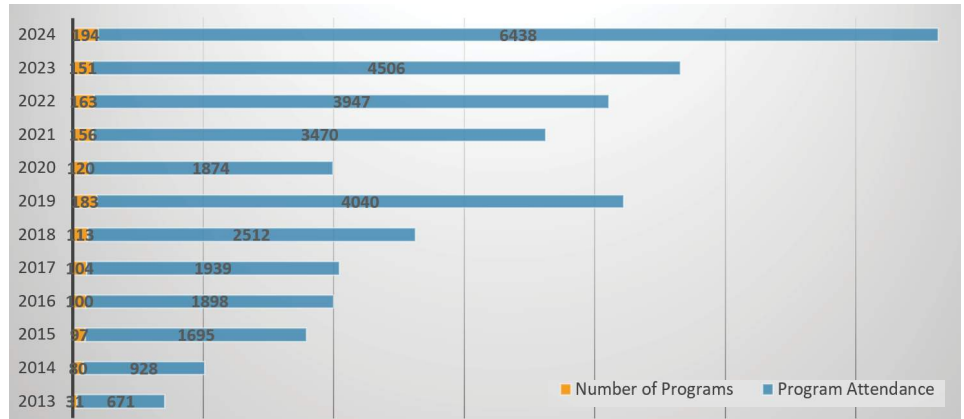


Annual Library Visits

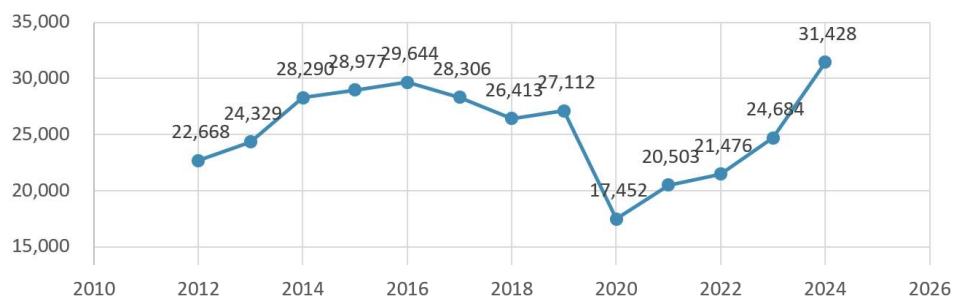


SECTION 1: METHODOLOGY, DISCOVERY, AND COMMUNITY INPUT

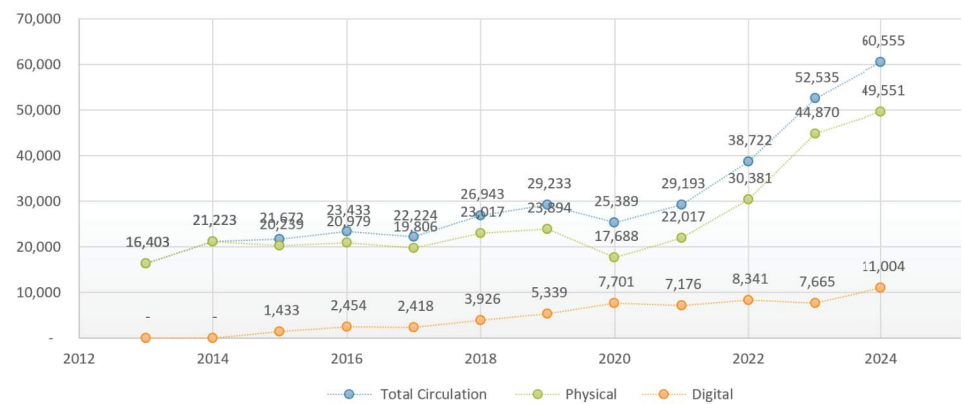
Programs and Participation



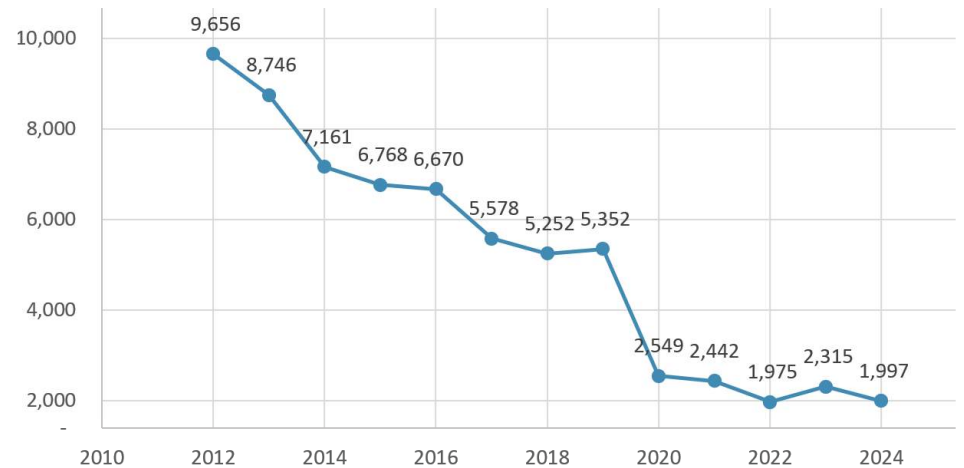
Visits



Annual Circulation



Computer Usage



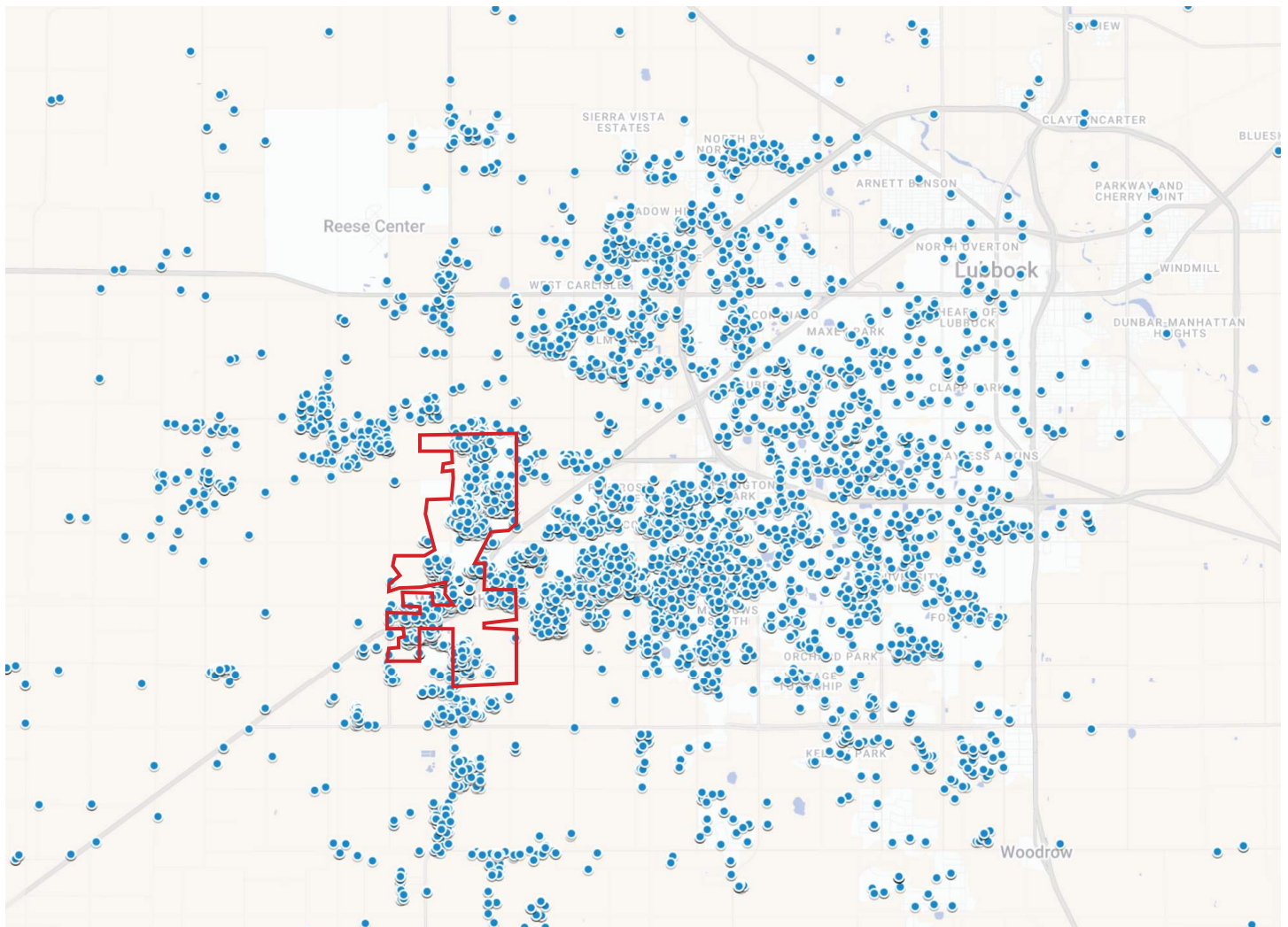
Population Analysis

In discussing the Library’s service population with staff, it was determined that there were multiple geographical and legal boundaries that influence the service population:

- Beyond the City limits, the Library serves all adjacent counties, with most cardholder representation seen in Lubbock County
- The City has aligned itself with Frenship ISD and its’ growth projections.

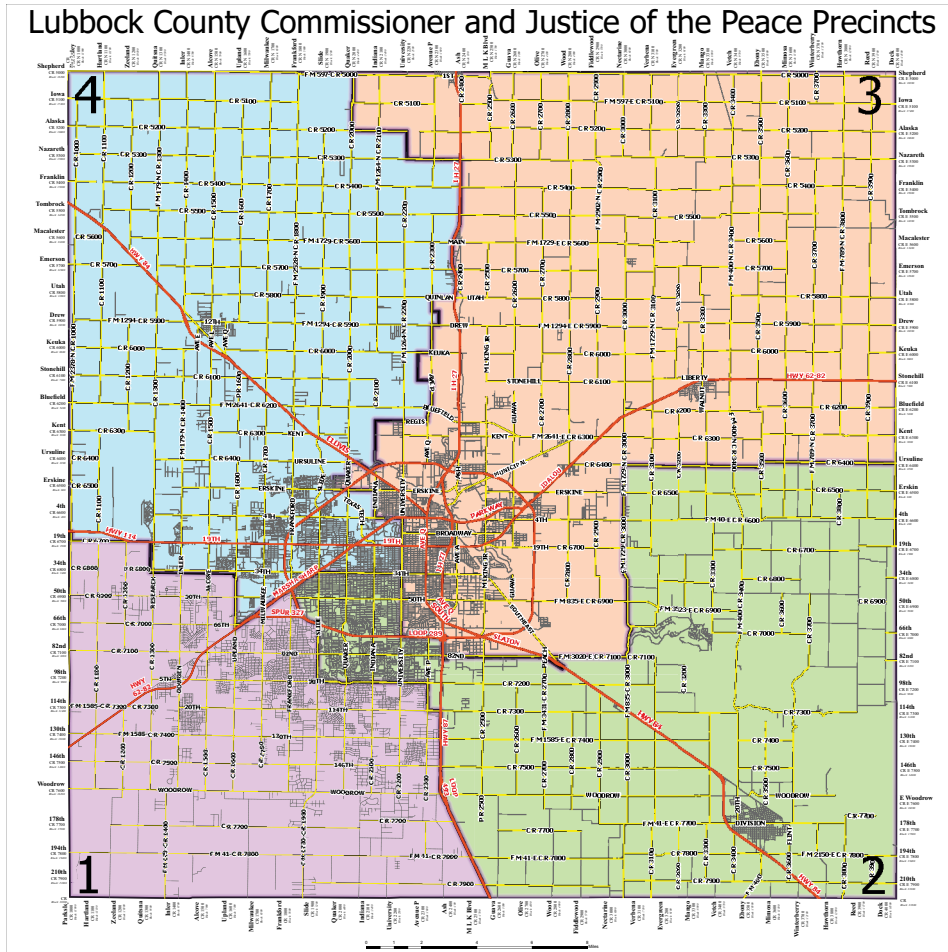
The maps on this spread illustrate these various boundaries. A strategy for defining the service population is discussed in the next section.

Library Cardholders in relation to City Boundary

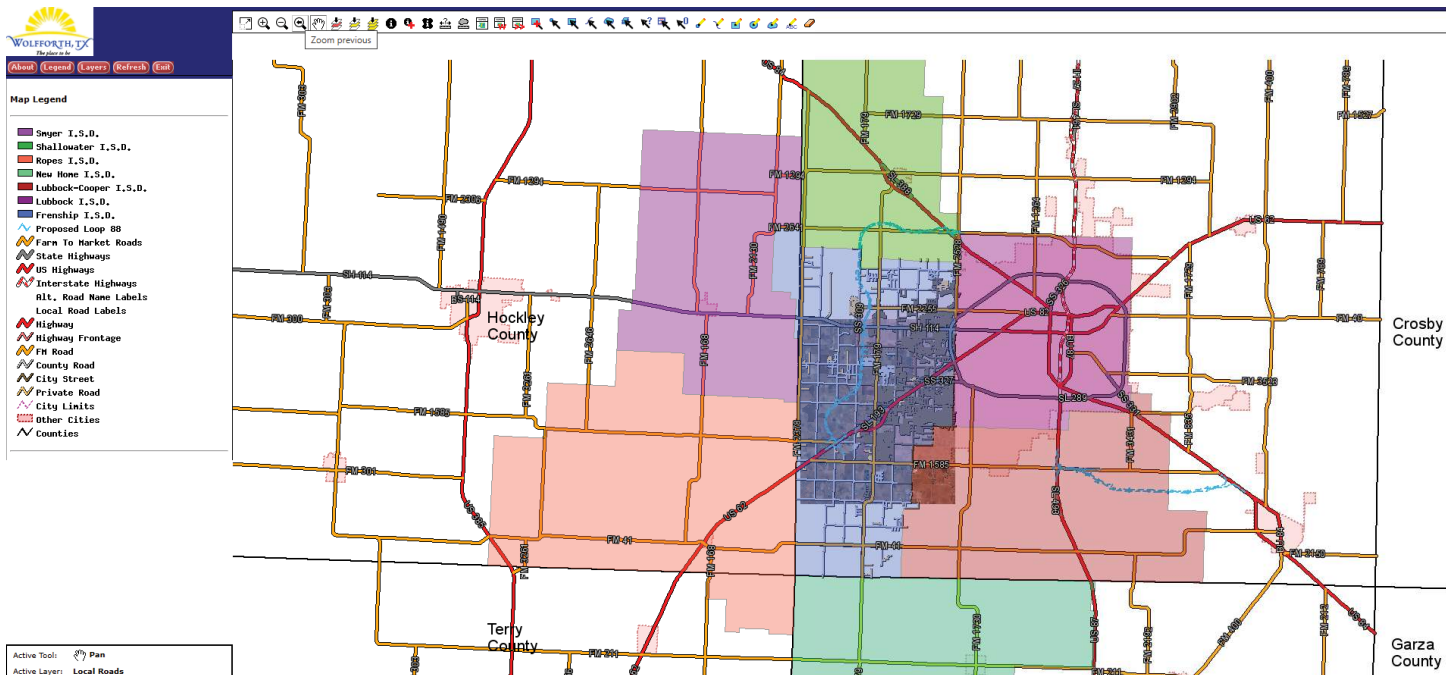


SECTION 1: METHODOLOGY, DISCOVERY, AND COMMUNITY INPUT

Lubbock County Boundary



Frenship ISD Boundary



Planning for Population Growth

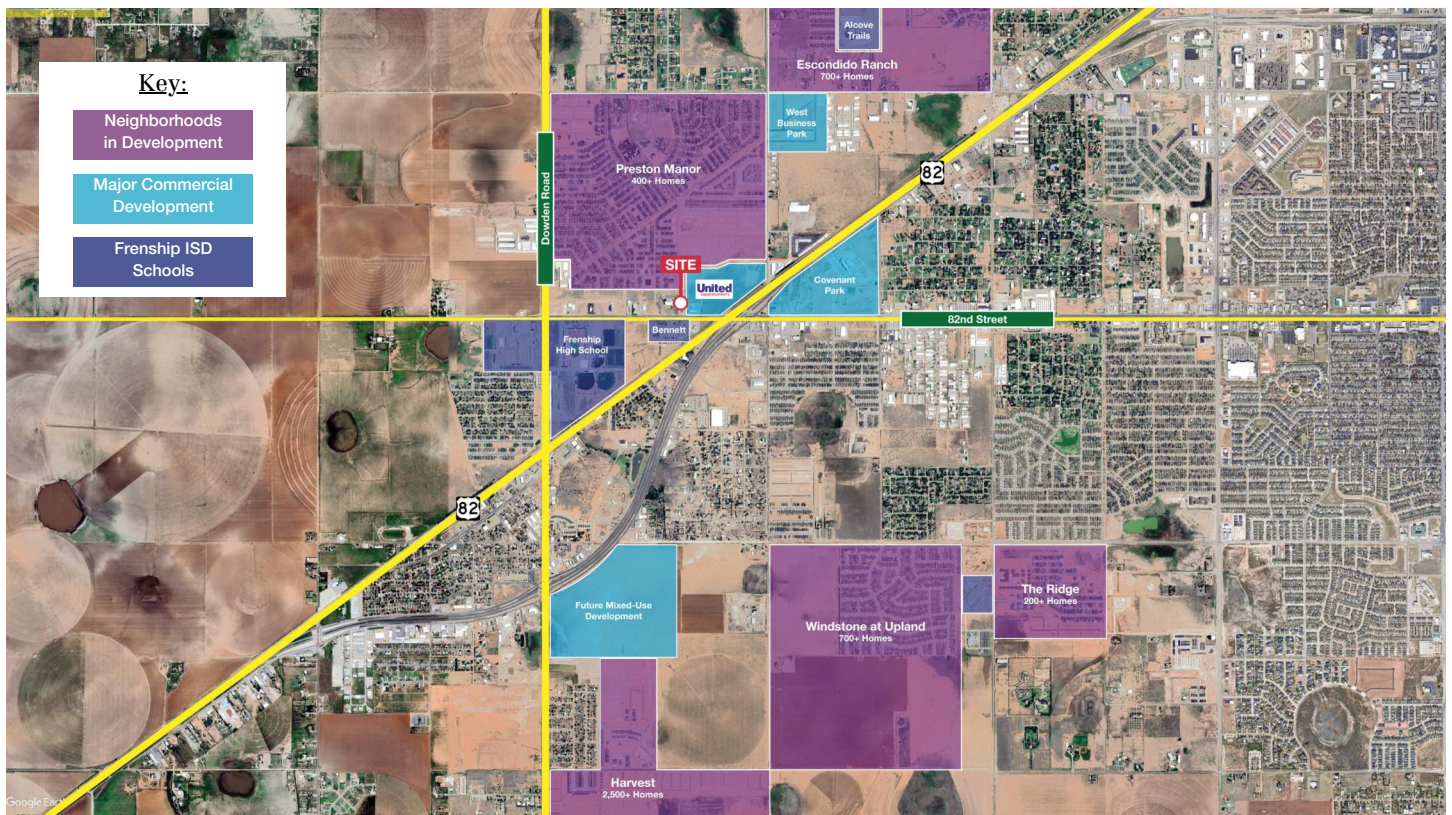
Wolfforth, and other areas to the southwest of Lubbock, are experiencing significant population growth. Key metrics that quantify this growth include:

- A 5.74% increase in population between 2020 and 2021 alone.
- A 8-11% population increase over the next few years
- An approximate tripling of the population by 2040

Historically, growth has been primarily through residential developments, but several new commercial developments (spearheaded by Covenant Medical Group, and United Supermarkets) are expected to stimulate a new wave of commercial development as well.

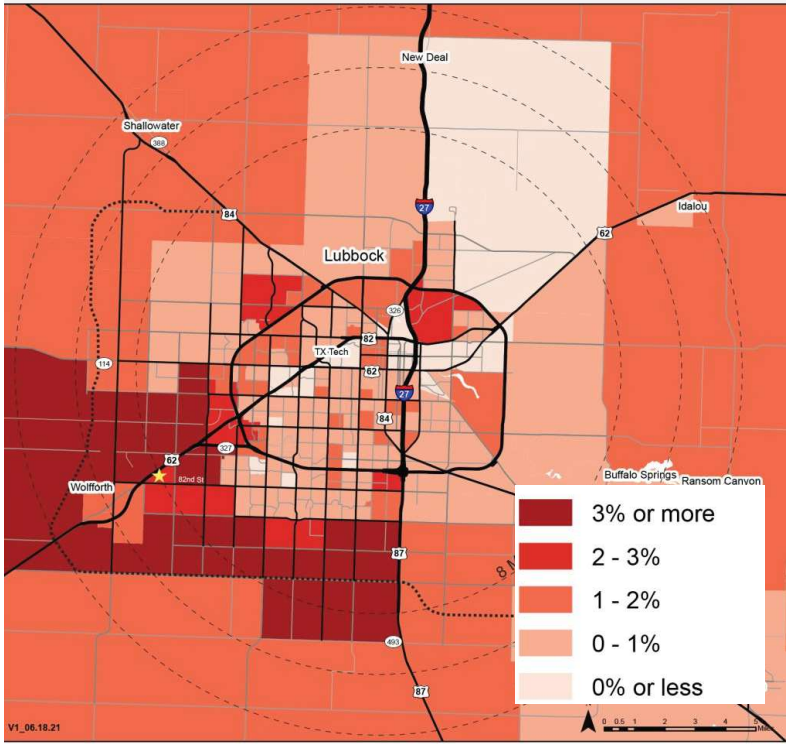
The City of Wolfforth Library can expect a significant growth in patrons due to this population growth, as Wolfforth and surrounding areas develop into a more bustling suburban community.

Planned Developments

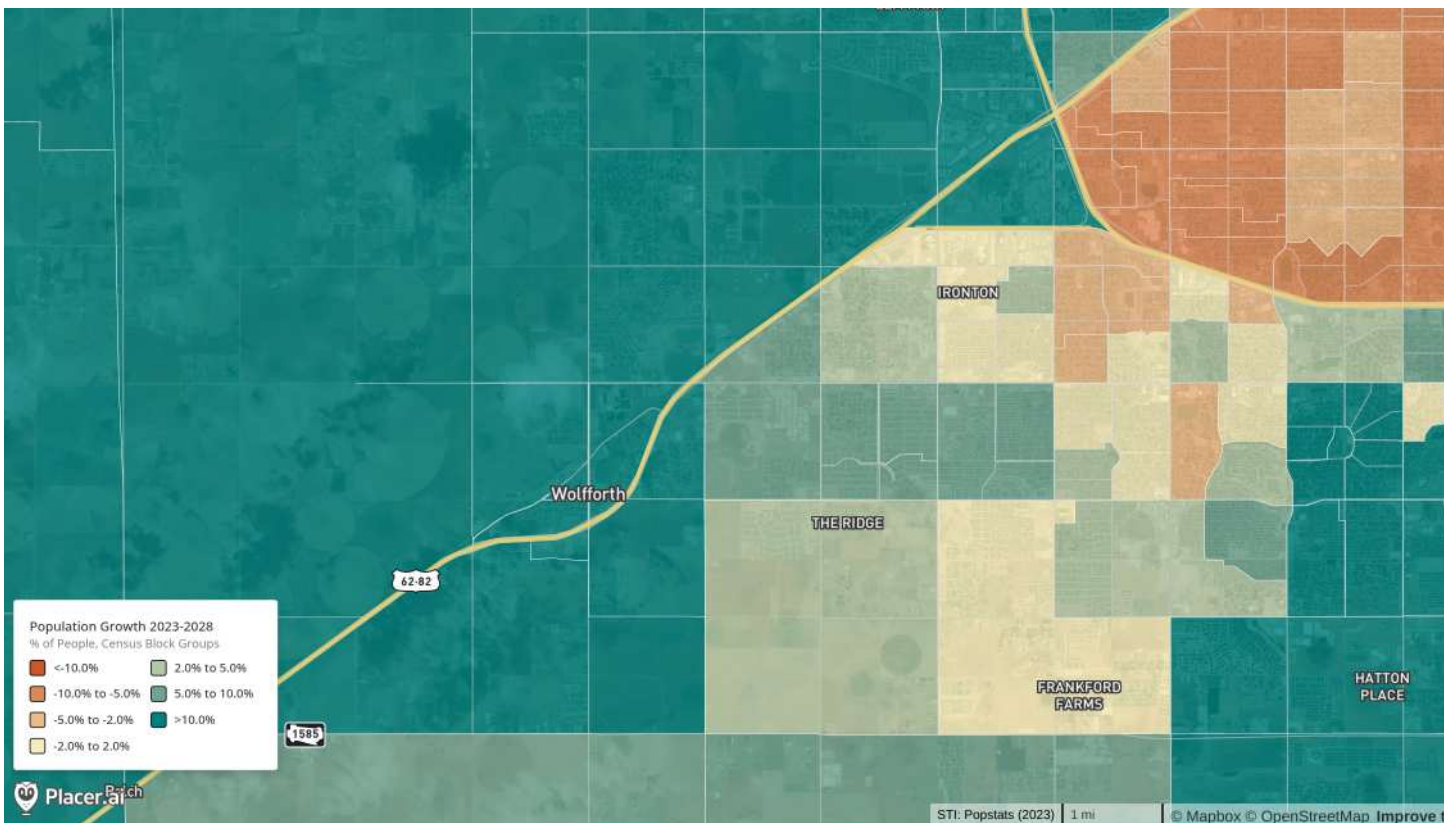


SECTION 1: METHODOLOGY, DISCOVERY, AND COMMUNITY INPUT

Past Population Growth



Future Population Growth



Peer Benchmarks

ABOUT BENCHMARKING

Benchmarking is a comparison of performance among similar libraries that can be used to assess strengths and identify areas needing improvement. Library benchmarks utilized here are quantitative statistics related to library size, operating revenue, circulation, program attendance, staffing and visits as part of this Master Plan.

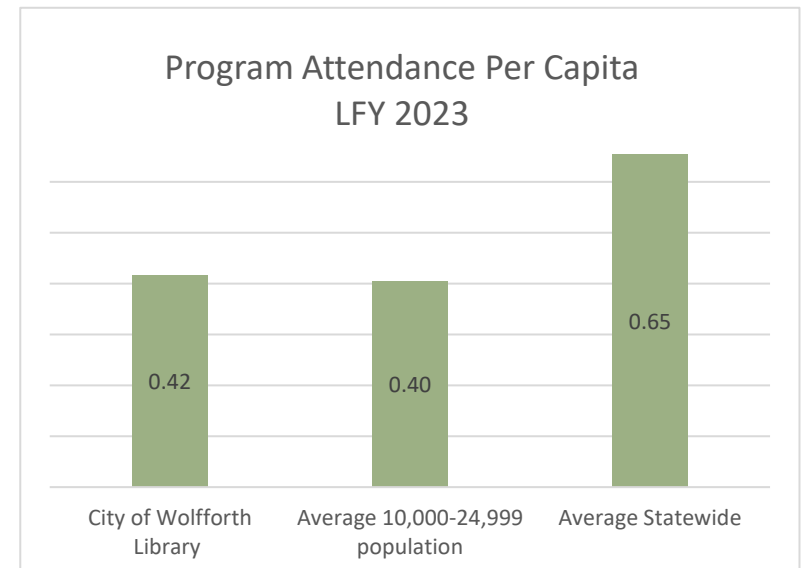
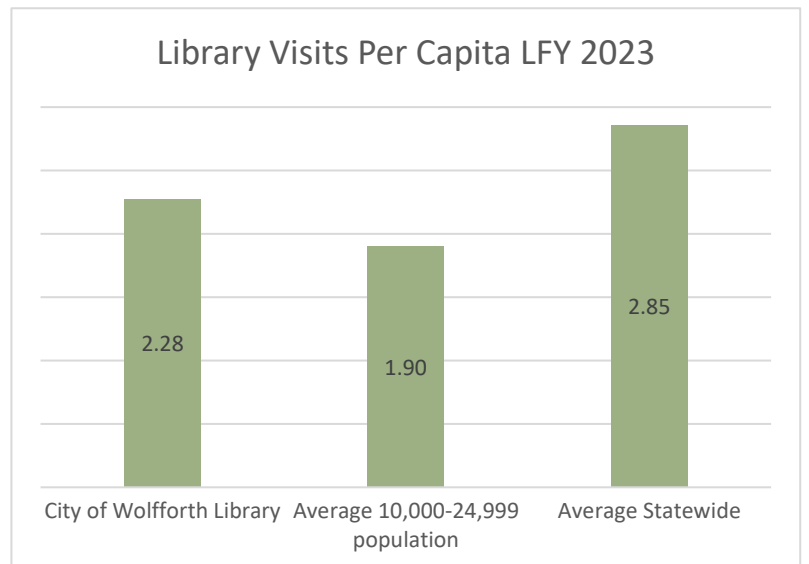
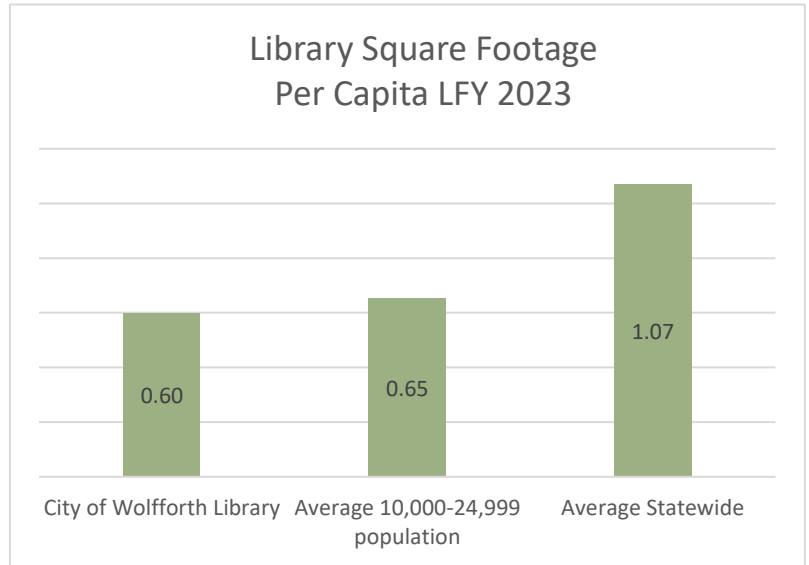
Benchmarking is not to be considered in a vacuum. It does not represent a complete assessment of library performance. Data should be approached with an open mind and an interest in understanding the reasons why. Benchmarking results must be viewed within the context of a library’s unique situation, including its community demographics and expectations, facilities now and planned, financial situation, and management philosophy. It should be used in conjunction with all other data as detailed in this full report in order to develop a complete picture of performance.

This study considers figures most important to the planning effort, vision, concerns, and facility master plan.

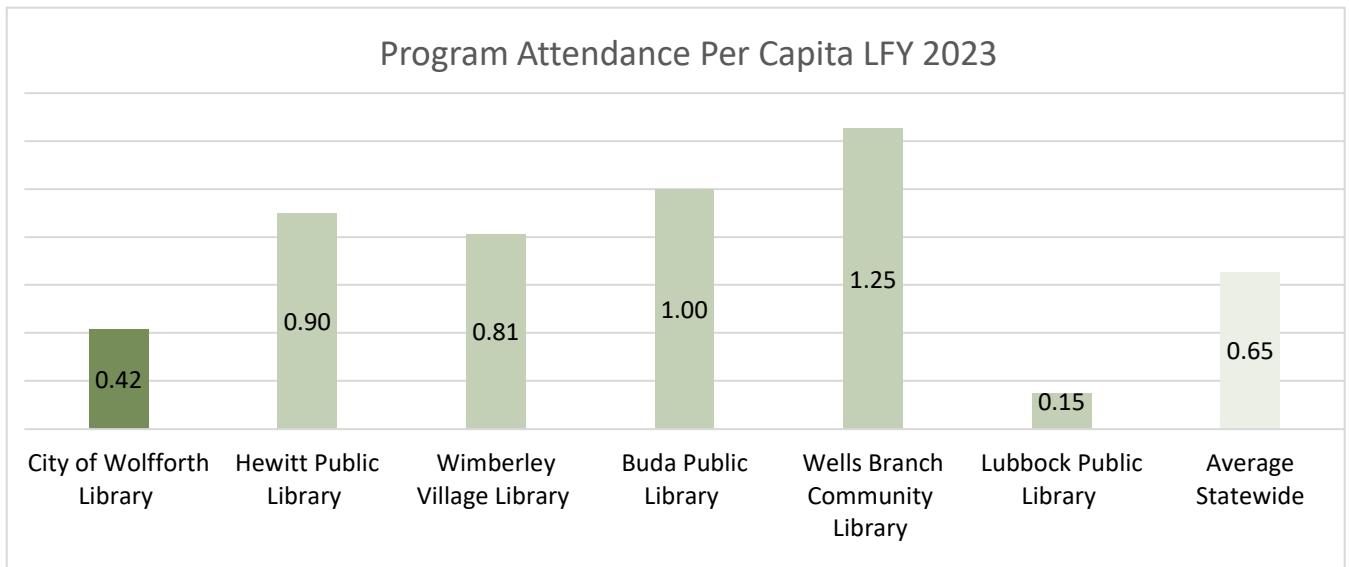
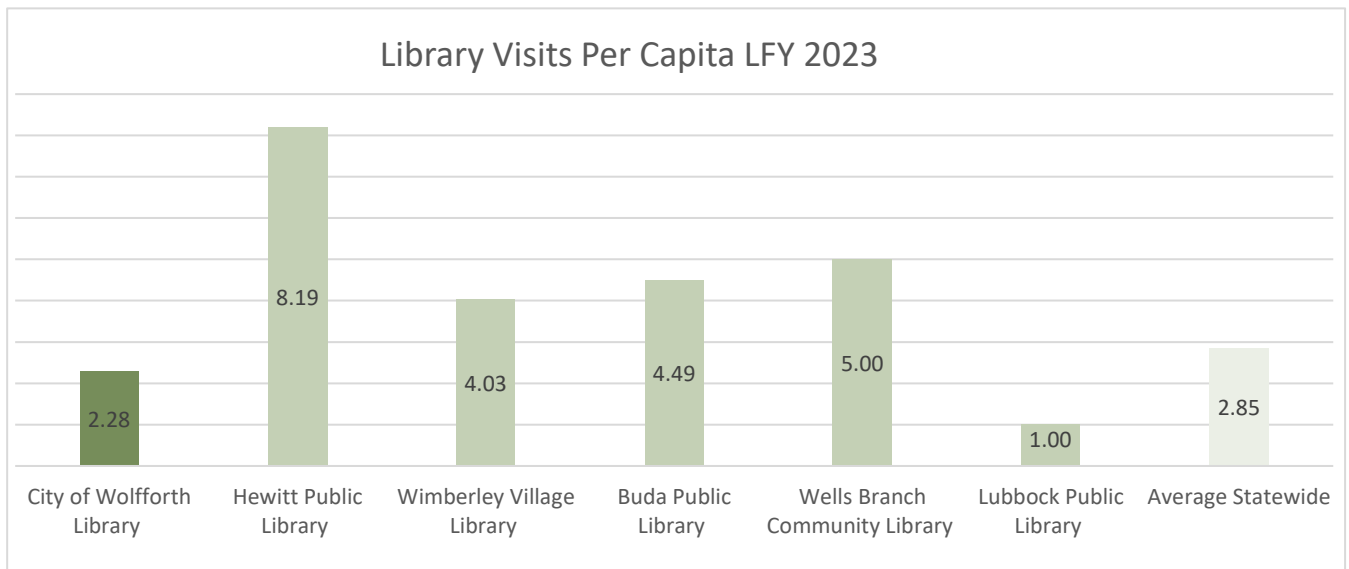
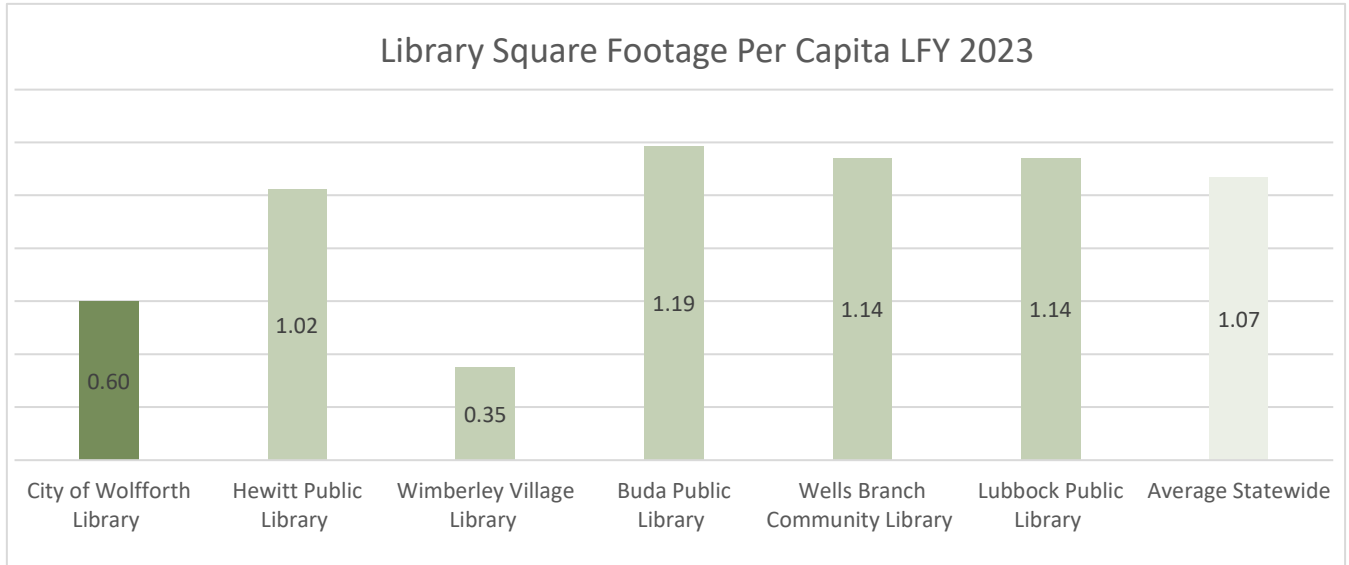
IDENTIFIED PEER LIBRARIES

The most meaningful benchmarking data is obtained by selecting peer libraries similar in size, population, and finances. The design team used the “Library Statistics and Accreditation Data Base” program on the website of the Texas State Library and Archives Commission to identify peer libraries.

Data is presented in two formats: compared to the statewide and composite average library of a similar size, and compared to several similar libraries.



SECTION 1: METHODOLOGY, DISCOVERY, AND COMMUNITY INPUT



Peer Benchmarks

FACILITY SIZE (prev. page)

Comparing the size of libraries is an important check on the square footage of library space per resident. The space available to provide services affects every service metric to follow including the space available for a physical collection, library programming, space for the community to sit, and library provided technology.

In Wolfforth’s case, the building size is currently limiting the ability to run programming and to house a robust collection. Facing a rapidly growing population, these limitations will become increasingly challenging to navigate.

LIBRARY VISITS PER CAPITA (prev. page)

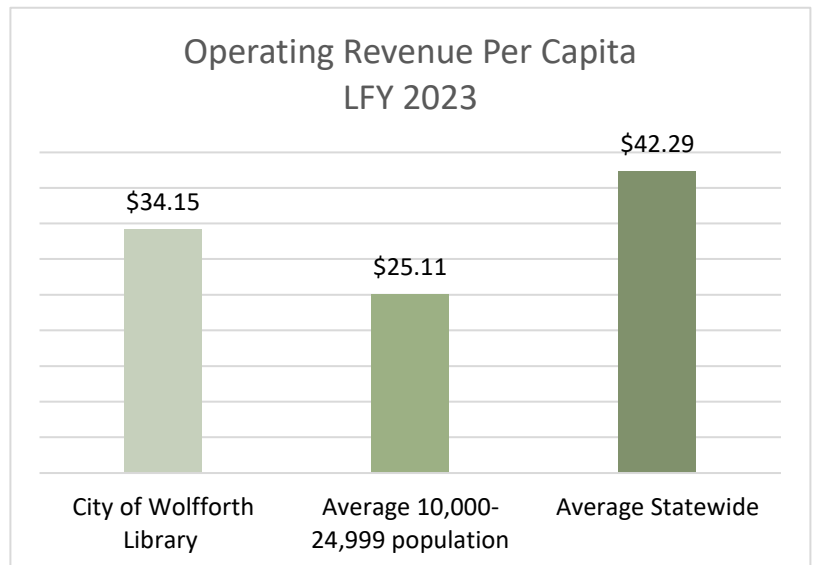
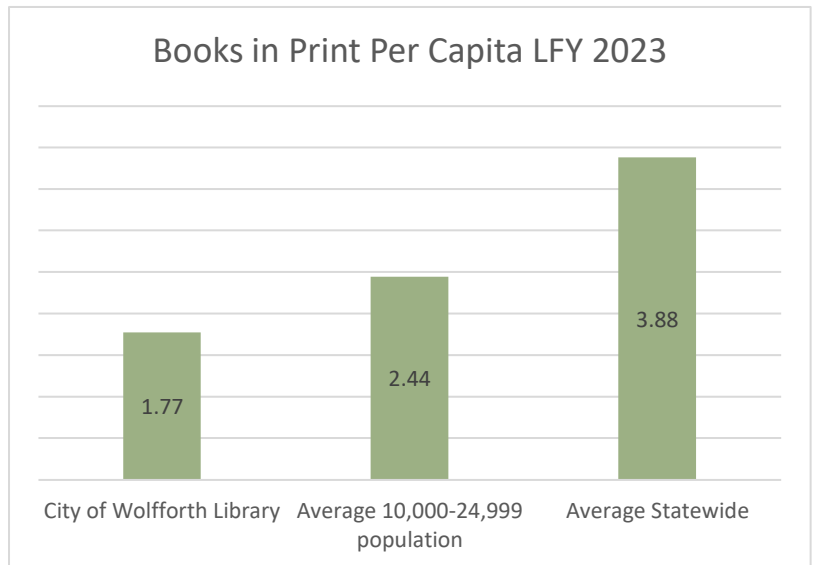
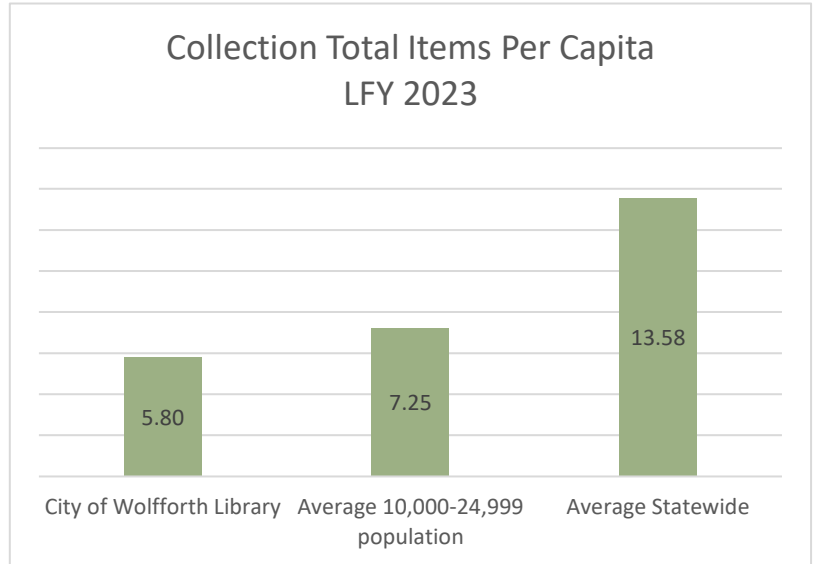
One of the most important comparisons is per capita use—that is, how frequently are services used by the population. Per capita use allows cities to compare their services without considering the population of the communities because it is based on services per person and not the size or budget of the library.

The City of Wolfforth Library has a steady visit rate.

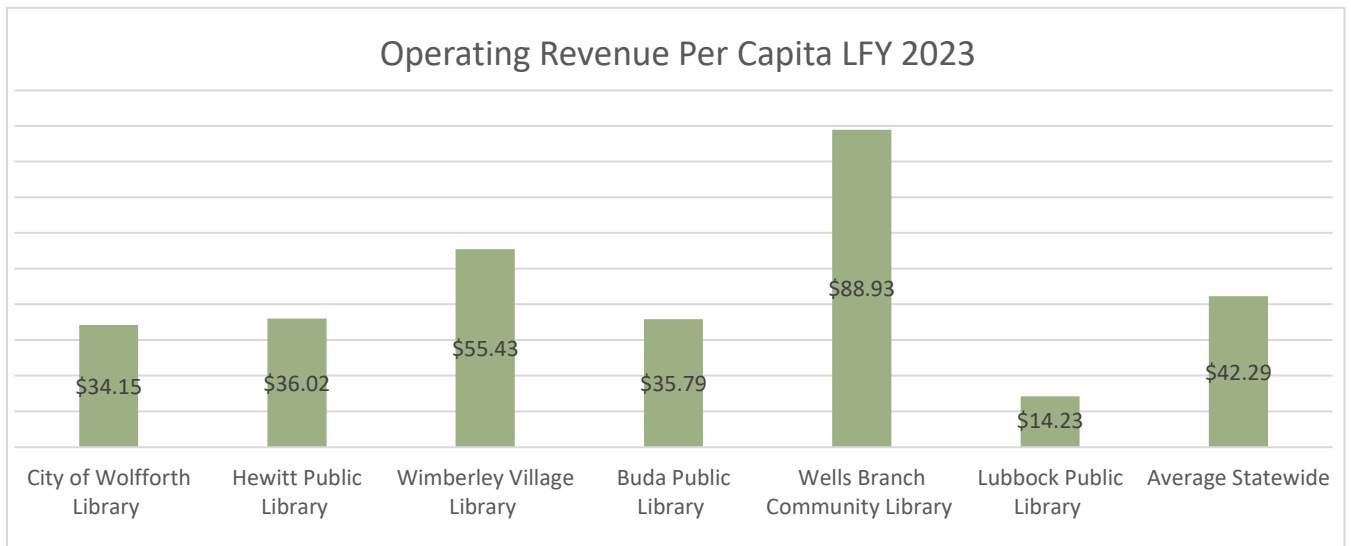
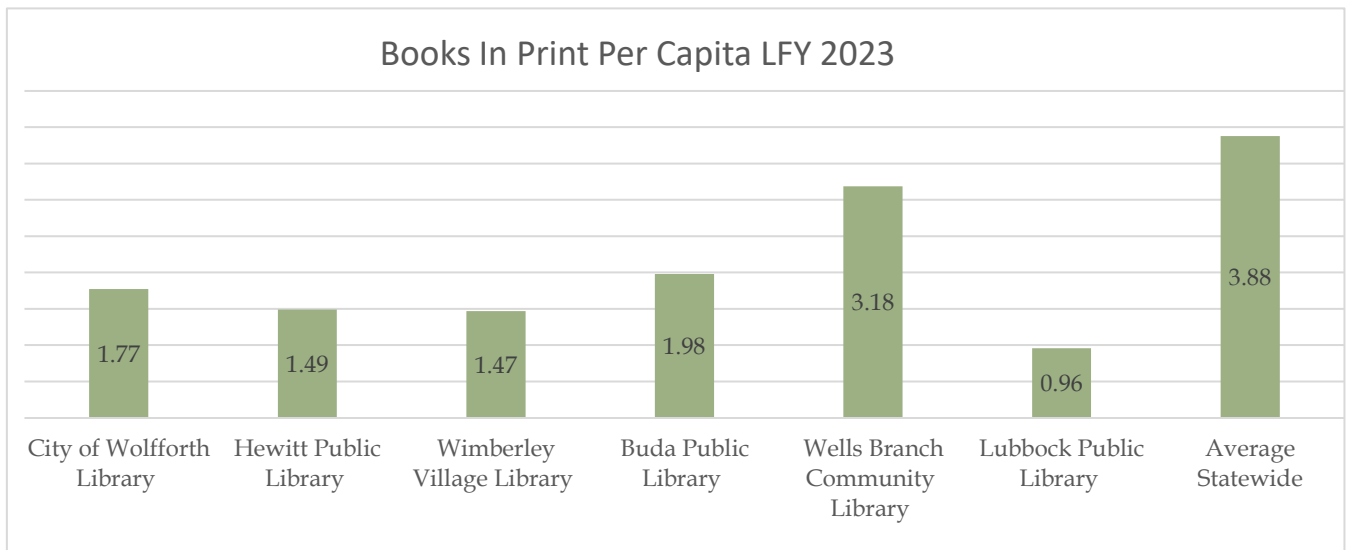
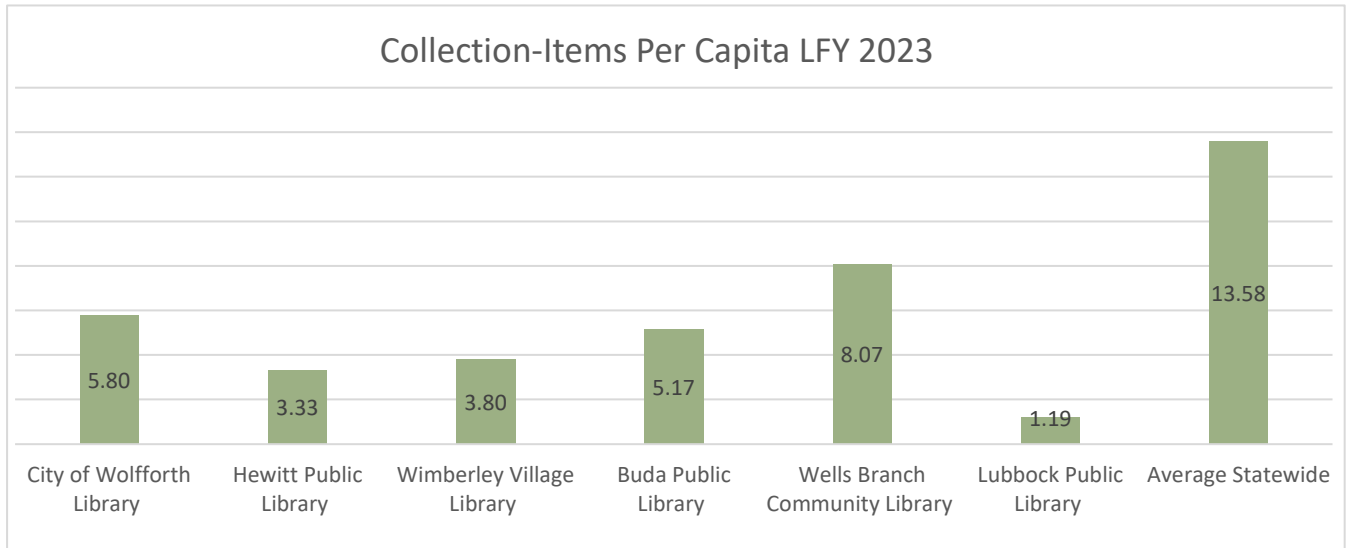
PROGRAM ATTENDANCE PER CAPITA (prev. page)

This chart illustrates the number of library users that attended programs in 2023. This per capita number is comparable to other cities with similar populations but larger facilities.

The City of Wolfforth Library has strong attendance, but due to limitations in space, there is not as much available programming for adults and teens.



SECTION 1: METHODOLOGY, DISCOVERY, AND COMMUNITY INPUT



Peer Benchmarks

CIRCULATION PER CAPITA

Circulation per capita indicates the number of books checked out per person in the city and indicates the size and usefulness of the collection.

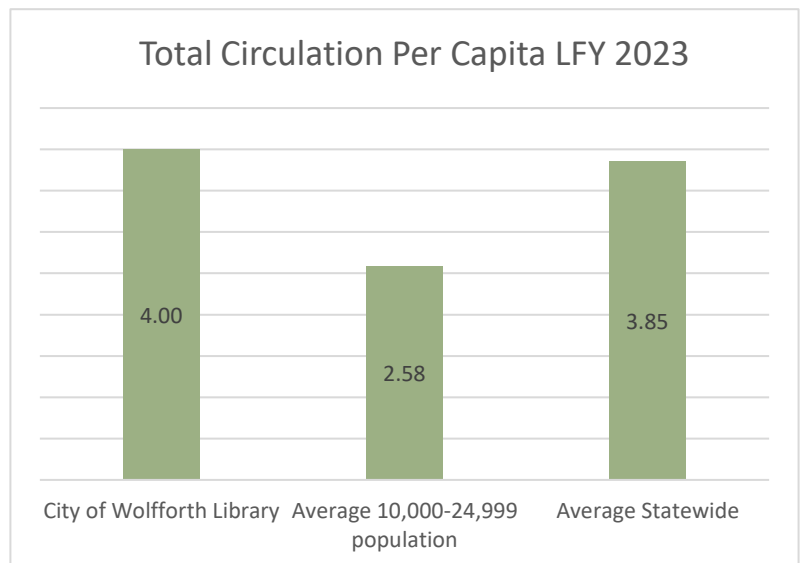
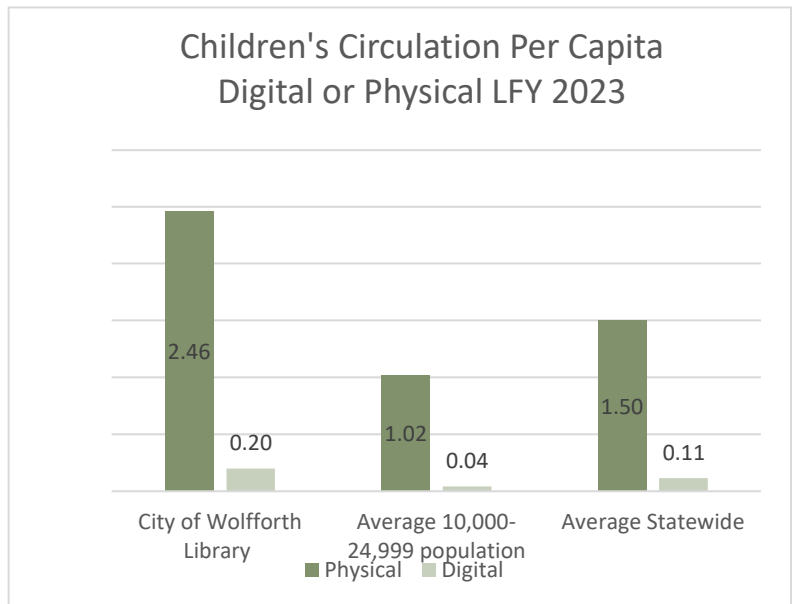
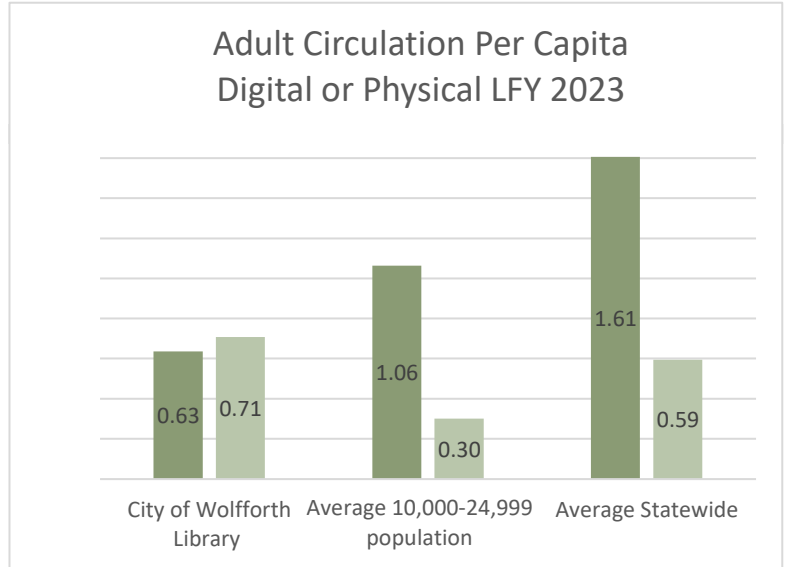
These charts illustrate the number of books, ebooks, and other materials checked out by library users per capita. The City of Wolfforth Library’s circulation is primarily limited by the space constraints of the current building: despite heavy use, there are only so many books that can be checked out.

CONCLUSIONS REGARDING THE LIBRARY BENCHMARKS

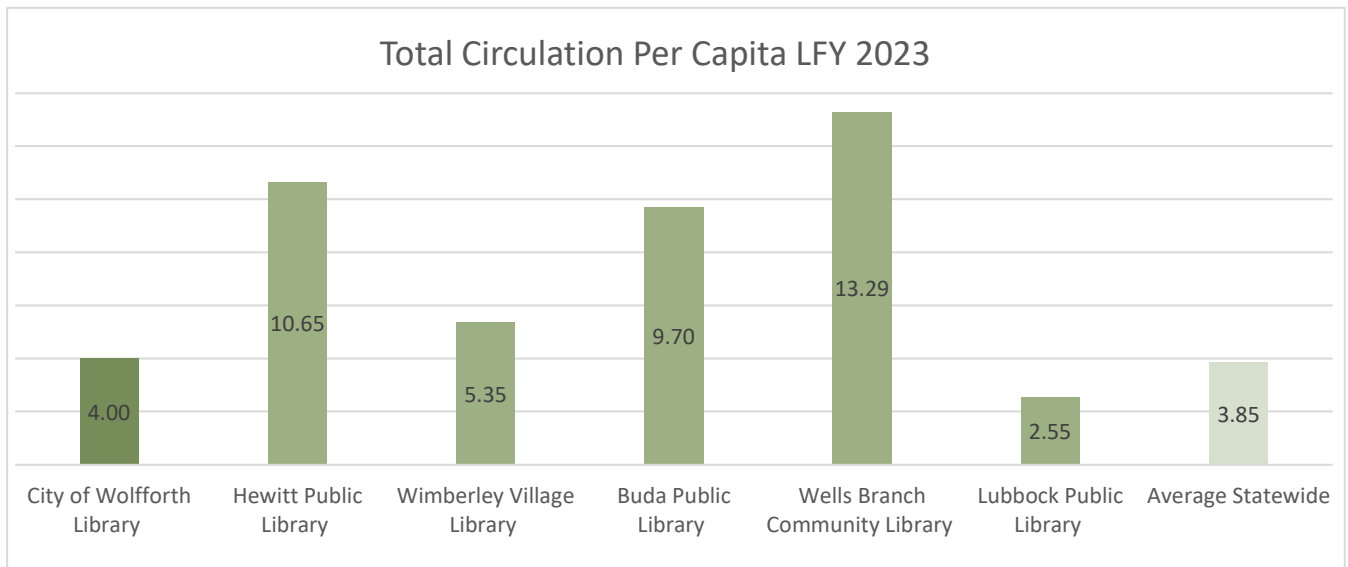
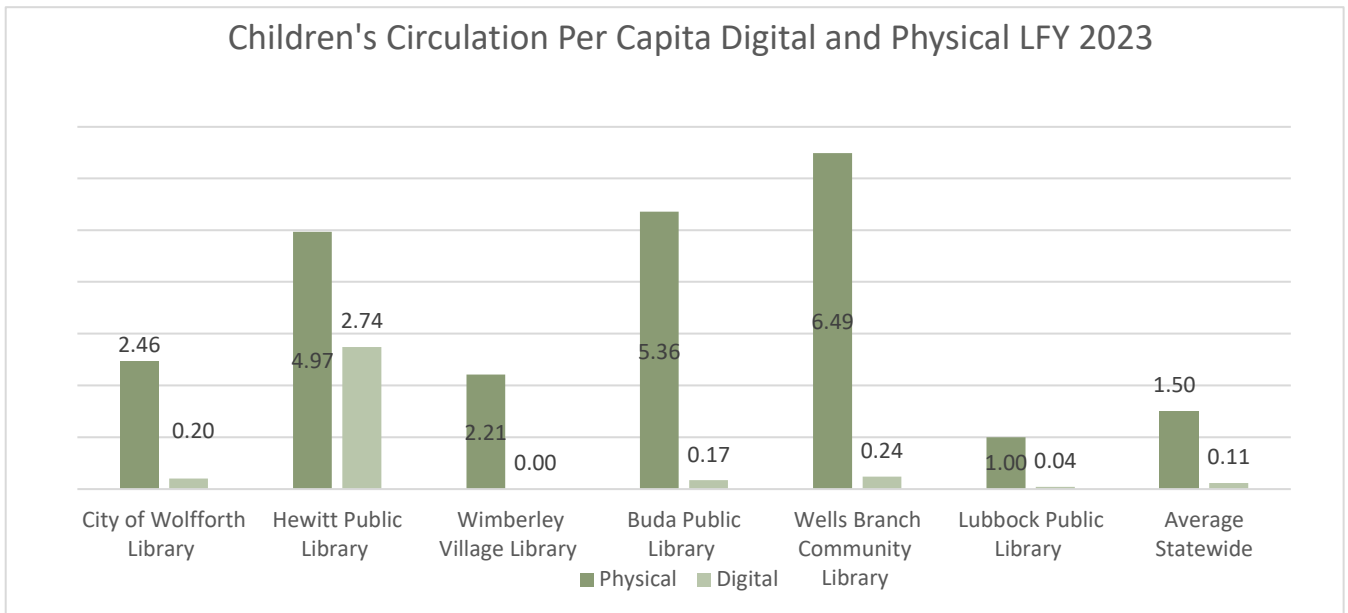
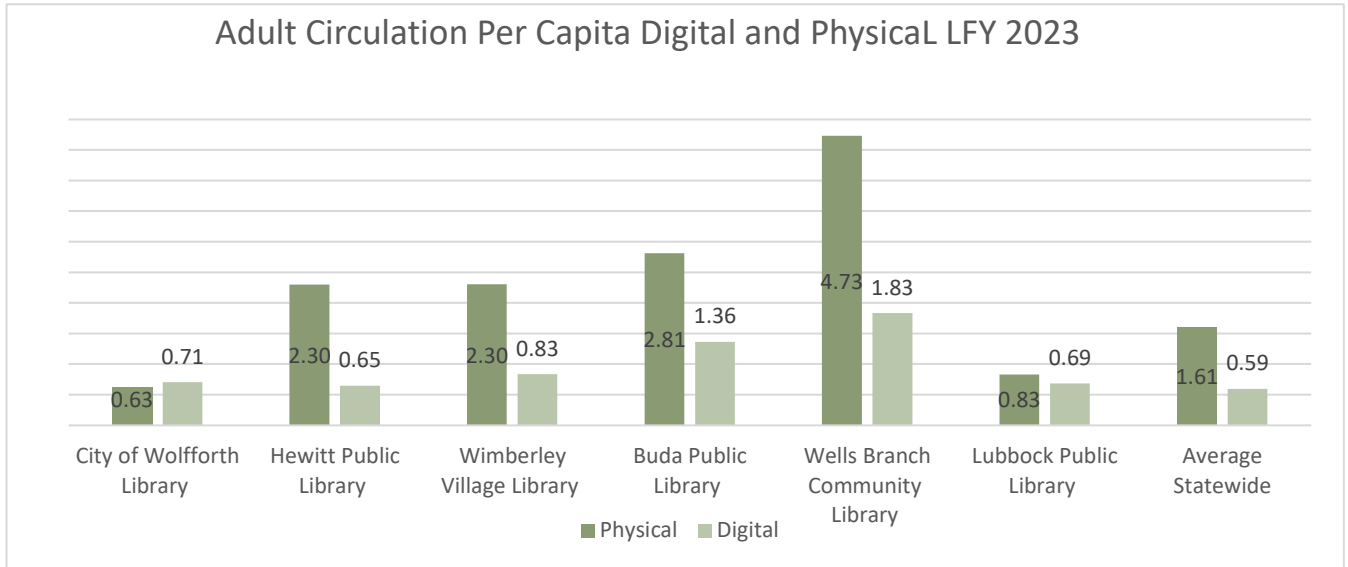
This library is well used and valued by the community. Attendance and door count are in line with similarly sized communities and support the community engagement data that family focused programs, meetings spaces, and connections to people are the most valued services the library provides.

In order to continue to meet this need, the library should review its staffing needs to support the continued programming demand. Peer comparisons are useful in providing a quantitative method to compare against a mean of “what is.” But, being descriptive of the current situation, they cannot provide predictive or prescriptive information to set future direction or strategic goals of what “should be.”

The overall message from the benchmarking comparisons is that the City of Wolfforth Library is on track and well positioned to move into the next phase of demand in a rapidly growing community.



SECTION 1: METHODOLOGY, DISCOVERY, AND COMMUNITY INPUT



SECTION 1: METHODOLOGY, DISCOVERY, AND COMMUNITY INPUT

Library Trend Research

Prior to initiating the Master Plan, library staff toured numerous newly developed and renovated libraries across the country to evaluate best practices and innovative services. These tours provided invaluable insights into aspirational services, systems, furniture, and layouts that could be adapted for the City of Wolfforth Library.

Representative imagery is included below.

Reference Appendices for additional imagery.



SECTION 1: METHODOLOGY, DISCOVERY, AND COMMUNITY INPUT

“Bright, dynamic, inviting, clean coffee shop vibes, outdoor spaces, rentable study rooms and conference spaces for card holders. We need a clean fresh community space to meet, learn, connect, read, learn.”

- STATEMENT FROM ONLINE SURVEY



Community Input

The City of Wolfforth Library Master Plan process included various methods for community involvement, including in-person community visioning, an online survey, and teen focus group guided by Library staff.

“

I absolutely love everything about our current library. The staff are wonderful and the place is fabulous. The library is one of the best things about Wolfforth.”

- STATEMENT FROM ONLINE SURVEY



Community Visioning

The library and consulting team sought to include as many citizens in the process as possible. In order to accomplish this goal, the team created vision boards and “Wolfforth Dollars” to allow the community to help set priorities for what they would like to do/accomplish in a public library in Wolfforth. Each attendee was given five (5) \$100 bills to put in the envelope under the library space/service that they felt was most important to include in a re-imagined library. The kick off event was held at the *4th on the 5th* celebration on July 5, 2025, and Library staff later set up the exercise at the Library to capture additional Patron feedback.

Participants were generous in providing their time for this exercise. Overall, **542** citizens participated in the process in person that resulted in the following top ten images.



Community Visioning Results

The top community priorities gathered from the voting exercise included:

1. Fun Reading Environment
2. Sensory Spaces
3. STE(A)M Learning
4. Nature Walk
5. Music Garden
6. Gaming/Coding
7. Storytime
8. Arts and Crafts Room
9. Board Games
10. Family Place

“*Special needs parents love having places they feel welcome, accessible to their kids, and can meet and network with each other! It could be a good program/event idea and bring more people in from Lubbock and Wolfforth.*”

- STATEMENT FROM ONLINE SURVEY



NO. 1 | FUN READING ENVIRONMENT



NO. 2 | SENSORY SPACES



NO. 3 | STE(A)M LEARNING



SECTION 1: METHODOLOGY, DISCOVERY, AND COMMUNITY INPUT

Additionally, categories in order of popularity with the community were:

1. Children's Spaces
2. Outdoor Spaces
3. Trends
4. Teen Spaces
5. Creative Spaces
6. Community Spaces
7. Adult Spaces

Overall, the community prioritized functional spaces for its' younger members, with a strong focus on learning focused spaces. Furthermore, being able to take better advantage of the outdoors for Library programming, events, and activities also resonated with the community.



NO. 4 | NATURE WALK



NO. 5 | MUSIC GARDEN



NO. 6 | GAMING / CODING

Community Visioning Results



NO. 7 | STORYTIME



NO. 8 | ARTS & CRAFTS ROOM

“ I believe the future careers that will be in demand could be encouraged at the library – STEM fields especially. Outdoor education and adventure are also a game changer for children.”

- STATEMENT FROM ONLINE SURVEY



NO. 9 | BOARD GAMES



NO. 10 | FAMILY PLACE

Community Visioning Results

Overall Voting Tabulation


Title	4th on the 5th July 5, 2025			July 7 - 14, 2025 In-Library			OVERALL		
	Total Dollars	Category Rank	Image Rank	Total Dollars	Category Rank	Image Rank	Total Dollars	Category Rank	Image Rank
Community Spaces	207	#6		108	#6		315	#6	
Multi-purpose Room	32			10			42		
Storytime	83		#8	59		#7	142		#7
Conference Room	8			1			9		
Study Room	39			16			55		
After Hours Lobby	45			22			67		
Children's Spaces	390	#1		322	#1		712	#1	
STE(A)M Learning	126		#3	101		#3	227		#3
Fun Reading Environment	151		#2	144		#1	295		#1
Family Place	70			60		#6	130		#10
Tutoring/Homework Spaces	43			17			60		
Teen Spaces	272	#4		126	#5		398	#4	
Creative Commons	52			21			73		
Collaboration Zone	17			11			28		
Gaming/Coding/VR	109		#4	51		#9	160		#6
Board Games	94		#6	43			137		#9
Adult Spaces	167	#7		98	#7		265	#7	
Quiet Reading Room	73			56		#8	129		
Tech Learning Lab	25			6			31		
Local History	21			6			27		
Business Center	17			10			27		
Comfortable Seating	31			20			51		
Trends	335	#2		163	#3		498	#3	
Demonstration Kitchen	39			19			58		
Sensory Spaces	164		#1	102		#2	266		#2
Friends Sale	14			19			33		
Self Service Technology	18			8			26		
Technology Vending	19			15			34		
Public Art	81		#9	37			118		
Outdoor Spaces	293	#3		231	#2		524	#2	
Indoor/Outdoor Spaces	52			24			76		
Nature/Story Walk	107		#5	80		#5	187		#4
Gazebo/Pergola/Band Shell	17			25			42		
Music Garden	80		#10	84		#4	164		#5
Bookmobile	37			18			55		
Creative Spaces	228	#5		140	#4		368	#5	
High Tech Maker Space	47			33			80		
Arts and Crafts Space	93		#7	48		#10	141		#8
Video/Audio Recording Spaces	55			31			86		
Library of Things	33			28			61		
TOTAL VOTES	1,892	378		1,048	210		2,712	542	

SECTION 1: METHODOLOGY, DISCOVERY, AND COMMUNITY INPUT

Sticky Note Suggestions



Wolforth Dollars



Online Survey

In addition to the in-person visioning exercise, an online survey, administered by The Ivy Group, aimed to gauge the community’s current use of the library, identify key needs, and gather feedback on desired features for a future facility from the broader community. Conducted in the summer of 2025, the survey was promoted through social and traditional media, at the library and at community events. It received responses from 380 residents of varying ages, library usage patterns, and backgrounds, providing a broad perspective on community sentiment. The key findings from the survey reflect similar themes to the visioning exercise, and are outlined below:

Reference Appendices for full survey results.

Research Highlights

380 Total Survey Respondents

365 live, work, or attend school in Wolfforth, Lubbock County, or Hockley County

26.8% Nonuser Respondents

Respondents who patronized the Library two or fewer times in the past 12 months

73.2% User Respondents

Respondents who patronized the Library three or more times in the past 12 months

Visit Frequency

54.2% patronized the Library 7+ times in the past year

26.6% are “power patrons,” having used the Library 20+ times in the past year.

User Satisfaction | 64.4% of users are “very satisfied” with the Library overall.

Visit Reasons | The top reasons that users cite for patronizing the Library are:

for entertainment or hobbies (76.0%)

to check out physical materials (65.5%)

to download digital materials or attend a program (45.3% each)

SECTION 1: METHODOLOGY, DISCOVERY, AND COMMUNITY INPUT

Ease of Use | The top things that would make it easier for community members to use the Library are:

more free time (36.2%)	larger children's area (35.6%)	more places to sit and read (23.6%)
----------------------------------	--	--

Use of Area Libraries | 34.0% of respondents do not use other libraries in the area. The most popular other libraries and reasons for use are:

Lubbock Public Library (63.8%)	Hockley County Memorial Library (0.8%)	Kendrick Memorial Library (0.3%)
-----------------------------------	---	----------------------------------

for items not available at the Library (61.0%)	for programs , etc. (35.3%)	convenience (21.2%)
---	---------------------------------------	---------------------

Library Spaces and Services | Respondents are “very interested” in the following library spaces and services:

space for children to explore and play (61.7%)	space for physical materials (45.2%)	space for making (43.4%)
---	---	---------------------------------

Meeting Spaces | Respondents would most like the following amenities in meeting spaces:

classroom environment (49.6%)	space for 8-15 people (40.3%)	space for up to 25 people (39.5%)
---	---	---

Outdoor Space | Respondents would most like the following amenities in an outdoor space:

shaded space (87.4%)	space for children to play (73.4%)	space for interactive experiences (67.1%)
-----------------------------	---	--

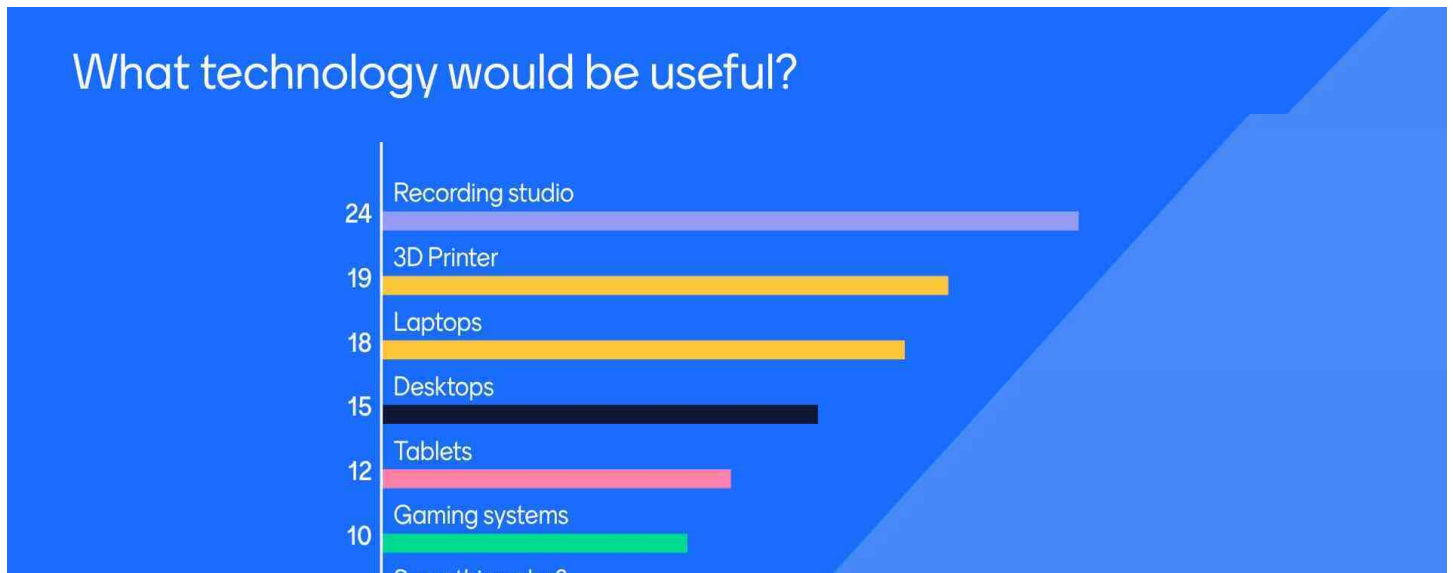
Library Atmosphere | Respondents would most like Library to feel:

welcoming (83.8%)	cozy (74.0%)	calm (64.1%)
--------------------------	---------------------	---------------------

Teen Focus Group

Library staff conducted a Focus Group with Teen participants to better understand the needs of Wolfforth’s teen population. This conversation further reinforced the findings from the visioning exercise and online survey. Teens voiced a need for a dedicated Teen space, study spaces and infrastructure, as well as a place where Wolfforth’s teens can have fun.

Reference Appendices for full Focus Group results.



What public or community spaces is Wolfforth missing?

A anime club

An outside area to just sit or work on homework

The only place in wolfforth i regularly go with my friends is the farmers market, maybe some more indoor places?

Book clubs for teen ages

More stores for teens

A learn how 2 draw club

Places to just hang out

An art studio or something creative

What do we need to include to make sure the new library is welcoming to teens?

Good teen books

Sensory safe places for those of us with disabilities

Mostly what we've already said, a dedicated teen space

Hammocks or bunjee cord chairs which are actually very comfy

Maybe some blankets and just a nice cozy area

I like the idea of hammocks good place to read a book trust

Extra comfy chairs.

Hammocks and a space for just teens with snacks

What do you think the library's priorities should be for the future?

Book clubs

Adult lead book clubs

More teen activities, i get sad when its just for 4 year olds

More volunteer opportunities

Times when teens can help read to younger kids

A art space for teens not little kids and maybe some more budgets for what you read

After hours activities

Babysitting courses

Community Input Conclusion

The robust input from Wolfforth’s residents underscores the library’s pivotal role in serving a rapidly growing community that prioritizes families and youth. Together, the community visioning results, online survey and focus group interviews illuminate the community’s vision for an adaptable, family-friendly, and resource-rich library that remains relevant to Wolfforth’s evolving needs. This feedback is woven into the recommendations of the Master Plan, ensuring that the library’s future design is responsive to the voices of Wolfforth’s residents.

Reference Appendix Sections for in depth results.

“*You have an opportunity to revolutionize attitudes with your new space. Community building and fostering education through innovation are key.*”

- STATEMENT FROM ONLINE SURVEY



SECTION 1: METHODOLOGY, DISCOVERY, AND COMMUNITY INPUT





SECTION 2

Standards Summary

Service and Space Standards

ABOUT STANDARDS

There are several different methods for determining whether facilities should expand and when local conditions indicate additional buildings. The various methods of assessing and determining future space requirements include:

- Reference national (Public Library Association, American Library Association) or state (Texas Library Association) standards
- Use benchmark libraries for comparison
- Reference functional element “standards” – formulas for calculating library space needs based on the collection, seating, and staff areas required to meet the community’s needs.

In addition, and perhaps most importantly, library space planning should factor micro-cultural desires based on the unique characteristics and culture of the community. The consultants gathered this data through the online surveys, city-wide leaders’ interviews, and community input events described in previous sections of this report.

In Texas, we utilize the *Texas Public Library Standards 2014 Revision* that was developed by the Committee on Public Library Standards in order to “*promote the quality of library service to all Texas, raise the expectations of library clientele, and to provide an authoritative document by which library quality may be measured.*” However, because libraries have changed dramatically in the last 10 years we use this as a baseline for planning with updates on technology, collections (including eBooks and streaming that were little used in 2014), and the need for the library to serve as a community gathering space as indicated by the Wolfforth community input.

Finally, Wolfforth is projected to grow rapidly over the next 15 years, making it important to look at how projections will impact the library size, spaces, and collection, in order to be able to plan for a building that will serve the community well into the future.

SECTION 2: STANDARDS SUMMARY

Defining the Service Population

As described in the Population Analysis and Peer Benchmarking analysis presented in the previous section, defining an accurate service population for the City of Wollforth Library proved more challenging than for most other Libraries. The service population was developed using the following methodology:

- Due to the multi-county reach of the library and the number of current library card holders (+10,000), TSLAC 2023 population was determined to be too low for calculating the service population.
- The Wollforth population projections provided by the City were also determined to be too low for the same reasons.
- It was agreed to use a multiplier of 1.2 in addition to Wollforth Population growth estimates, as that aligned the population estimates more accurately to the number of current card holders. This “Adjusted Library Service Population” defined below is used for the remainder of this section.

DEFINING THE SERVICE POPULATION			
Year	TSLAC Population 2023	Wollforth Population Projections	Adjusted Library Service Population
2023	7,402	8,332	9,998
2025		9,739	11,687
2030		14,614	17,537
2035		19,489	23,387
2040		23,389	28,067

SECTION 2: STANDARDS SUMMARY

Functional Element Standards for Determining Space Adequacy

Ultimately, square footage recommendations are most accurately determined by calculating the space required for the collections, seats, technology, and staff space required to offer services at the volume needed to meet the community's demand for library service.

Functional element standards use formulas to calculate space needs for each aspect of library service (collection, seating, and technology) and for the staff areas required to support public services. These are totaled to determine the overall space requirements to meet the community's needs.

The formulas are further informed by establishing the necessary spaces for the primary building components and data from an assessment of the Library's service profile and local library needs determined by community feedback.

The consultants utilized both standards and functional elements to evaluate the needs of the City of Wolfforth Library.

EXISTING SQUARE FEET PER CAPITA PROJECTIONS			
Year	Adjusted Service Population	Gross Square Feet	Gross Square Feet Per Capita
2025	11,687	7,800	0.67
2030	17,537	7,800	0.44
2035	23,387	7,800	0.33
2040	28,067	7,800	0.28

SECTION 2: STANDARDS SUMMARY

The American Library Association established a three-tiered standard that included a “standard” service based on 0.6 SF per capita, 0.8 SF per capita based on an “enhanced” level of service, and 1.0 SF per capita to provide “exemplary” service.

This is an important data point as we look at national standards as well as Texas averages for library square feet per capita:

SQUARE FEET PER CAPITA BASED ON STANDARDS AND AVERAGES

Year	Adjusted Service Population	Square Feet @.64 SF Per Capita (Texas Average)	Square Feet @ 0.6 SF Per Capita (ALA “Standard”)	Square Feet @ 0.8 SF Per Capita	Square Feet @ 1 SF Per Capita
2025	11,687	7,480	7,012	9,350	11,687
2030	17,537	11,224	10,522	14,030	17,537
2035	23,387	14,968	14,032	18,710	23,387
2040	28,067	17,963	16,840	22,454	28,067

SECTION 2: STANDARDS SUMMARY

Collection

The following is the chart that details the stepped collection requirements for Texas Libraries:

COLLECTION SIZE/CAPITA BASED ON POPULATION SIZE

Population Size	Exemplary Collection/Capita	Enhanced Collection/Capita
5,000 – 24,999	3.13	2.21
25,000 - 49,999	2.46	1.95

The library staff has indicated that they are accounting for changes in collection formats and they expect, given current purchasing trends, to achieve a purchasing and collection balance of 70% print and 30% digital. Library users trended toward more digital use across the state as a result of pandemic requirements and these trends have continued. Importantly, this is a budget item as digital materials are more expensive to own than print.

Based on the trends and conditions discussed, the chart below formulates the collection to square foot allowances for the future using the Exemplary Standard.



The most important thing is making sure you have more space for more books! ”

- STATEMENT FROM ONLINE SURVEY

SECTION 2: STANDARDS SUMMARY

WOLFFORTH COLLECTION SIZE BASED ON POPULATION OVER TIME

Adjusted Service Population	Current Library Print Collection	Collection Format	Collection Size at Exemplary Level	Space required (66" high shelving @ 8 volumes per SF)*	Notes
2025	43,608	TOTAL	36,580		
11,687	20,462	70% physical	25,606	3,201	@ exemplary level
	23,146	30% digital	10,974		
2030		TOTAL	54,891		
17,537		70% physical	38,424	4,803	@ exemplary level
		30% digital	16,467		
2035		TOTAL	73,201		
23,387		70% physical	51,241	6,405	@ exemplary level
		30% digital	21,960		
2040		TOTAL	69,045		
28,067*		70% physical	48,331	6,041	@ exemplary level
		30% digital	20,713		

*Collection requirements shift to 2.46 multiplier due to population size growing above 25,000

Conclusion

Seating

A comfortable place to sit, read, and study is fundamental to a well designed library. As the population of Wolfforth grows, inadequate seating may drive community members to not use the library as frequently.

The consultants are familiar with a wide range of seating to population ratios. The most relevant guidelines are the *Texas Public Library Standards* (2014 page 41), which establish a guideline of 7-10 seats per 1,000 population and the *Whole Building Design Guide* from the National Institute of Building Sciences, which establishes 5 seats per 1,000 population standard. The consultants selected the more conservative 5 seats per 1000 as the guideline for the Library. These standards include general, undesignated reader seating and not seats designated for a specific purpose such as meeting rooms, study rooms, and conference rooms.

The following seating standards are based on 5 seats per 1000 population:

READER SEATS

NIBS standards	5 for every 1000 population served
Wolfforth Library	Need 140 for standards

SF total requirement is based on an average 30 SF per seat and includes space for circulation around the seat. Obviously, this number can vary based on the type of seat (large lounge chair, compact meeting room chair, reader chairs at tables, and technology seats).

SECTION 2: STANDARDS SUMMARY

Technology Seating

A high-tech building is the hallmark of a 21st century library. However, the need for library provided desktop computers has seen a dramatic decline post-pandemic. During the pandemic, it was necessary for people to have their own devices for work, school, and maintaining connections. Additionally, Frenship ISD provides a laptop for every student, so the Wolfforth community does not demonstrate the same need for computers as many similarly sized peer libraries. While desktop computers aren't required to the degree they were pre-pandemic, they are still needed. It is for this reason that that technology device standards are based on the lower, "enhanced" level of the Texas Standards (page 31):

TECHNOLOGY SEATS

Public Technology Seats	12
TLA standards	1 for every 2000 population served
Wolfforth Library	Need 15 for standards

While library provided public computers are declining, the need for places to plug in personal laptops are a vital part of work, study, video conferencing use in libraries resulting in the critical importance of a robust WiFi network and places to plug in at every seat.

Technology Planning

Understanding Technology and Audio/Visual needs for the future is critical in planning for an expanded Library facility, as these elements have significant infrastructure and cost needs. NV5, our technology consultant, led the library through a Technology Visioning Session to begin to understand the unique technological needs of the community.

Reference Appendix D for the full Technology Programming report

Conclusion

Staff

The standard method for determining staff space needed is to calculate 25% of Library's total "functional area" for Administration, Operations, and staff work space. Functional area is defined as the square footage for public services (collections, seating, storage, and technology).

Non-Assignable

Industry standards call for a minimum 25% of gross square footage in a building program to be deemed "non assignable." These spaces include restrooms, corridors, wall thickness, vertical circulation, and mechanical and other support spaces. Subsequent design features of the building may increase or decrease the non-assignable ratio to total space.

Summary of Library Space Needs

By all measures, the Library is experiencing challenges of space limitations and expanding demand which will only continue to grow with Wolfforth's population growth. The collection requirements will soon outpace the capacity of the available shelving while falling short of Texas Library Standards. The public find seating limited, program space is limited in the library, and study space severely limited and inadequate to meet the community's needs. Study and program rooms are in high demand in every contemporary public library, and the lack of either of these types of spaces does not meet the needs of City of Wolfforth Library users and potential users. Additionally, staff do not have adequate space to work.

SECTION 2: STANDARDS SUMMARY





SECTION 3

Developing a Strategy for Future Space Requirements

Building Program

A building program reflects the detailed space needs for a facility. The program on the following page responds to the various community input results, findings on library space standards, and other observed needs for the City of Wolforth Library.

The consultant team developed the program with Staff to meet an Exemplary standard throughout, resulting in a final building size of 29,700 square feet (including an addition of approximately 21,900 square feet). Due to site constraints, it is anticipated that the addition will need to be a two story structure.

“Bright, dynamic, inviting, clean coffee shop vibes, outdoor spaces, rentable study rooms and conference spaces for card holders. We need a clean fresh community space to meet, connect, read, and learn.”

- STATEMENT FROM ONLINE SURVEY



SECTION 3: DEVELOPING A STRATEGY FOR FUTURE SPACE REQUIREMENTS

2040 TOTAL SPACE REQUIRED	COLLECTION Items	MEETING SPACE	PUBLIC SEATING	TECH SEATS	SF
Public/Common Areas, Lobby, café/tutoring					1,500
Multipurpose Prefunction Area					600
6 person Study/ Homework/ Homeschool Rooms - (2)		12			260
2-4 person Study Rooms - (4)		16			440
Audio/Video Media Lab					240
Craft/Maker Space		24			1,200
Collection - EXEMPLARY	48,331				6,041
Technology Seats				12	480
Adult Reader/Comfortable Seats			65		1,950
Deep Quiet Reading			15		450
Teen Reader Seats/Gaming/Space			15		600
Children's Reader Seats/Niches			45		1,125
Children's Interactive/STEAM					500
Story Time Room		40 kids + 30 parents (80)			1,200
Multi-purpose Meeting / Classrooms		120			2,800
Catering Kitchen					120
Conference Room		12			300
Staff work areas (approximately 25%) includes offices, workstations, storage, conference, amh					4,952
Non-Assignable (approximately 25%) storage, support					4,952
TOTAL	2.46 items per capita 2040 exemplary vols	184 space for meeting	140 public seats 5/1000 (2025)	12 tech seats 1/2000 (2025)	29,710 Square Feet

Site Analysis

An initial analysis of the City of Wolfforth Library’s existing site found that it is limited in size and will provide some unique constraints for the project. These constraints include, but are not limited to:

- To meet minimum code requirements, at least 30 additional parking spaces will be required (bringing the total parking to approximately 80 spaces). Rule-of-thumb guidelines for libraries suggest the ideal parking count would be twice this many spaces (160+), however this may not be possible due to site constraints.
- The limited site will also mean that there is a lack of space for an effective fire lane and vehicular circulation. It is strongly recommended the Library investigate what possibilities for vehicular connection exist to the north and east of the site.
- Similarly, TXDot has limited any future curb cuts on to the service road. In order to provide adequate vehicular site circulation, further investigation will be required to determine what access points may be added.
- Lastly, it has been discussed that due to the limited site size, the Library may not be able to address the public request for outdoor reading, programming, and educational spaces.

These site challenges require further study, but can be resolved. Further Site Analysis will be performed during the Concept Design phase of the project.


SCHEDULE

A preliminary schedule for design and construction will depend on when approval and funding for the project is secured, but would follow these general steps following the completion of Concept Design:

- TBD duration - Funding Secured (Bond Election, Fundraising, etc.)
- 10-12 months - Design: Schematic Design through Construction Documents
- 1-2 months - Bidding
- 12-18 months - Construction

If phasing is required to allow the Library to remain open during construction, it should be expected that construction will take longer than if the whole project were to be built in one phase.

SECTION 3: DEVELOPING A STRATEGY FOR FUTURE SPACE REQUIREMENTS



Cost Analysis

INITIAL COST ANALYSIS

Utilizing the initial building program, the design team worked with historical data on similar library projects to develop a cost estimate for the proposed expansion.

The cost estimate shown on the following page summarizes the various costs associated with a library construction project, including Construction costs, A/E fees, Owner Direct Expenses, etc.

In today's construction market, construction costs are steadily increasing year to year. Should the project extend beyond 2027, an escalation contingency of 5% should be applied to each additional year before construction completion.

COST ALIGNMENT WITH CITY PRIORITIES

This initial cost analysis was developed to understand the potential cost of an "Exemplary" facility for Wollforth that will serve the community beyond 2040.

Understanding that the overall project cost may need to be value engineered, various options exist to optimize the project budget. For one, a phased approach would allow the project to be built at a lower cost in the short term, but would require a second construction project before 2040 to meet the community's needs. Alternatively, adjusting the Library's performance goals to meet "Enhanced" rather than "Exemplary" standards would potentially reduce 4,000 square feet or more.

As the project proceeds into Concept Design, the above options and others may be considered to "right size" the project to meet Wollforth's budget goals.

SECTION 3: DEVELOPING A STRATEGY FOR FUTURE SPACE REQUIREMENTS

Cost Analysis

1. LAND ACQUISITION COST 0.00

2. SPECIAL OFFSITE CONSTRUCTION COST (OUTSIDE PROPERTY LINE)

a. General Construction	0
b. Plumbing Utilities	0
c. Electrical Utilities	0
d. Park Spaces	
e.	
f. SUBTOTAL (a-e)	0
g. 5% Design Contin (f)	0
h. 5% Construction Contin (f)	0
TOTAL	0

3. SITE (Within Property Lines)

a. Parking Spaces (need at least 16 addtl spaces)	225,000
b. Feature Improvements	100,000
c. Utilities	100,000
d. Site Demo	50,000
e. Landscape	250,000
f.	
g. SUBTOTAL (a-f)	725,000
h. 5% Design Contin (f)	36,250
i. 5% Construction Contin (f)	36,250
TOTAL	797,500

4. BUILDING CONSTRUCTION COSTS (Within 5'0" of Building Perimeter)

	\$/Sq. Ft.	Cost
a. Addition	675.00	14,789,250
b. Renovation	400.00	3,120,000
c. Stairs/Elevators	0.00	300,000
d. AV	28.09	834,550
e. Technology Systems/Network	0.00	0
f. Security	0.00	0
g.	0.00	0
SUB TOTAL	640.99	19,043,800
k. 5% construction contingency	32.05	952,190
l. 5% design contingency	32.05	952,190
TOTAL	705.09	20,948,180

5. FURNISHINGS & EQUIPMENT

a. Furniture	45	1,336,950
b. Thematic Environments	lump sum	100,000
c. Signage	2	59,420
TOTAL	47.00	1,496,370

6. SUMMARY OF A/E FEES

a. Programming/Needs/Site Selection/Pre-design	contracted	
b. A/I Fee	7.0%	1,466,373
c. MEP/Technology		350,000
d. Structural		150,000
e. Civil Engineering fee	lump sum	30,000
f. Landscape Fee		50,000
g. ADA/TAS Review		14,000
h. Project Management & Expenses (travel/printing		50,000
TOTAL		2,110,373
Trips - Mileage	20	7,800
Meals	20	400
Printing	lump sum	5,800
		14,000

7. SUMMARY OF OPTIONAL A/E FEES

a. Furniture & Signage	9%	120,326
b. Cost Estimating	lump sum	20,000
TOTAL		140,326

8. OWNER DIRECT EXPENSES

a. Owner Provided Technology Devices	50,000
b. Legal	city
c. Fiber to Building Allowance	0
d. Collection/Materials (40,000 items @ \$40 ea.)	1,600,000
e. Topographic Survey	10,000
f. Subsurface Borings	10,000
g. Site Construction Testing	20,000
h. Owner Project Contin-5%	952,190
h. Library Move	50,000
l. Security	0
j. Technology Contingency	
k. RFID updates	0
l. VOIP - new phone system	0
m. AV FFE	0
n. Building-wide Tech (paging, room schedule)	0
TOTAL	2,692,190

9. SUMMARY

	Dollars	Sq. Ft.
a. LAND	0.00	0.00
b. CONSTRUCTION COSTS (SITE & BLDG)	21,745,680	731.93
c. FURNISHINGS & SIGNAGE	1,496,370	50.37
d. A/E FEE & EXPENSES	2,264,698	76.23
e. OWNER DIRECT COSTS	2,692,190	90.62
f. TOTAL PROJECT COSTS	28,198,938	949.14
g. CONSTRUCTION/AE COSTS	23,058,553	776.12
h. CONSTRUCTION/AE COSTS (with optional)	23,198,878	780.84



APPENDIX A

Library Trend Research

Library Trend Research

Prior to initiating the Master Plan, library staff toured numerous newly developed and renovated libraries across the country to evaluate best practices and innovative services. These tours provided invaluable insights into aspirational services, systems, furniture, and layouts that could be adapted for the City of Wolfforth Library. These inspirational projects contributed towards a shared vision for the new Library and developed a common understanding about current “state of the art” projects in the area. Representative imagery of different types of spaces is included on the following pages.

MEETING



MAKER SPACE



CHILDREN'S SPACES



ADULT SPACES





APPENDIX

OUTDOOR SPACES



TEEN SPACES AND TRENDS



APPENDIX


STORYTIME






APPENDIX B

Community Visioning Process + Voting Tabulations



Title	4th on the 5th July 5, 2025			July 7 - 14, 2025 In-Library			OVERALL		
	Total Dollars	Category Rank	Image Rank	Total Dollars	Category Rank	Image Rank	Total Dollars	Category Rank	Image Rank
Community Spaces	207	#6		108	#6		315	#6	
Multi-purpose Room	32			10			42		
Storytime	83		#8	59		#7	142		#7
Conference Room	8			1			9		
Study Room	39			16			55		
After Hours Lobby	45			22			67		
Children's Spaces	390	#1		322	#1		712	#1	
STE(A)M Learning	126		#3	101		#3	227		#3
Fun Reading Environment	151		#2	144		#1	295		#1
Family Place	70			60		#6	130		#10
Tutoring/Homework Spaces	43			17			60		
Teen Spaces	272	#4		126	#5		398	#4	
Creative Commons	52			21			73		
Collaboration Zone	17			11			28		
Gaming/Coding/VR	109		#4	51		#9	160		#6
Board Games	94		#6	43			137		#9
Adult Spaces	167	#7		98	#7		265	#7	
Quiet Reading Room	73			56		#8	129		
Tech Learning Lab	25			6			31		
Local History	21			6			27		
Business Center	17			10			27		
Comfortable Seating	31			20			51		
Trends	335	#2		163	#3		498	#3	
Demonstration Kitchen	39			19			58		
Sensory Spaces	164		#1	102		#2	266		#2
Friends Sale	14			19			33		
Self Service Technology	18			8			26		
Technology Vending	19			15			34		
Public Art	81		#9	37			118		
Outdoor Spaces	293	#3		231	#2		524	#2	
Indoor/Outdoor Spaces	52			24			76		
Nature/Story Walk	107		#5	80		#5	187		#4
Gazebo/Pergola/Band Shell	17			25			42		
Music Garden	80		#10	84		#4	164		#5
Bookmobile	37			18			55		
Creative Spaces	228	#5		140	#4		368	#5	
High Tech Maker Space	47			33			80		
Arts and Crafts Space	93		#7	48		#10	141		#8
Video/Audio Recording Spaces	55			31			86		
Library of Things	33			28			61		
TOTAL VOTES	1,892	378		1,048	210		2,712	542	


COMMUNITY SPACES




CONFERENCE ROOM



MULTI-PURPOSE ROOM




STUDY ROOM



STORYTIME



AFTER HOURS LOBBY



CHILDREN'S SPACES



STE(A)M LEARNING



FUN READING ENVIRONMENT



The overall goal of Family Place Libraries is to develop and institutionalize a family friendly environment by transforming libraries into community centers for literacy, early childhood development, parent education and engagement, family support and community information.



FAMILY PLACE



TUTORING/
HOMEWORK SPACES



TEEN SPACES



CREATIVE COMMONS




COLLABORATION ZONE



GAMING/CODING/
VIRTUAL REALITY



BOARD GAMES



ADULT SPACES



QUIET READING ROOM




TECH LEARNING LAB



LOCAL HISTORY



BUSINESS CENTER




COMFORTABLE SEATING



TRENDS



DEMONSTRATION
KITCHEN



SENSORY SPACES



FRIENDS SALE



SELF-SERVICE
TECHNOLOGY



TECHNOLOGY
VENDING



PUBLIC ART

OUTDOOR SPACES



INDOOR/
OUTDOOR SPACES




NATURE/STORY WALK




GAZEBO/PERGOLA/
SHADE STRUCTURE



MUSIC GARDEN



BOOKMOBILE



CREATIVE SPACES





HIGH TECH MAKER SPACE



ARTS & CRAFTS SPACE



VIDEO/AUDIO
RECORDING SPACES



LIBRARY OF THINGS




WOLFFORTH'S NEW LIBRARY NEEDS...

HAVE MORE THOUGHTS?
TAKE THE SURVEY:



[HTTPS://IVYGR.COM/WOLFFORTH](https://ivygr.com/wolfforth)





APPENDIX C

Online Survey Results



COMMUNITY SURVEY

City of Wofforth Public Library

07.23.2025



Ivy Group

IVYGROUP.COM

Contents

Background	2
Research Objectives	2
Research Methodology	2
Research Highlights.....	3
Survey Findings	6
Demographics.....	6
About Library Usage.....	9
Asked of Users Only	9
Asked of All Respondents.....	11
Appendix	22
Open-Ended Answers.....	22
Data Tables.....	32

Background

To gather feedback from many voices, in the summer of 2025 The Ivy Group surveyed people who live, work, or attend school in Wolfforth, Lubbock County, or Hockley County with the goal of defining how the City of Wolfforth Library can best serve its community. The findings will inform the Library's facilities plans.

Research Objectives

The specific objectives of the survey are to:

- ◆ Assess user satisfaction with Library resources, services, and facilities
- ◆ Identify the role(s) the community looks to the Library to fulfill
- ◆ Identify barriers preventing the use of public Library services
- ◆ Assess user satisfaction with Library service offerings and the facility
- ◆ Determine how community members prefer to receive Library communications
- ◆ Learn what the Library might do or offer to better meet the needs of residents

Research Methodology

Working closely with Library leadership and 720 Design staff, the consultants developed the questionnaire for the community survey. Upon the approval, the team built the questionnaire within the Sogolytics survey platform in two languages and made it available via a link, a QR code, and in print. The Library promoted the survey on social and traditional media, within library buildings, through partnerships, at community events, and via mailed postcards.

A total of 380 individuals participated in the survey effort between June 23 and July 13, 2025. Of those, 365 live, work, or attend school in Wolfforth, Lubbock County, or Hockley County. They form the basis on which Ivy Group tabulated the data and analyzed the findings.

Research Highlights

380 Total Survey Respondents

365 live, work, or attend school in Wollforth, Lubbock County, or Hockley County

26.8% Nonuser Respondents

Respondents who patronized the Library two or fewer times in the past 12 months

73.2% User Respondents

Respondents who patronized the Library three or more times in the past 12 months

Visit Frequency

54.2% patronized the Library **7+ times** in the past year

26.6% are “**power patrons**,” having used the Library **20+ times** in the past year.

User Satisfaction | **64.4%** of users are “**very satisfied**” with the Library overall.

Visit Reasons | The top reasons that users cite for patronizing the Library are:

for **entertainment or hobbies (76.0%)**

to check out **physical materials (65.5%)**

to download **digital materials** or **attend a program (45.3% each)**

Users & Non-Users

Ease of Use | The top things that would make it easier for community members to use the Library are:

more **free time (36.2%)**

larger **children’s area (35.6%)**

more places **to sit and read (23.6%)**

Use of Area Libraries | 34.0% of respondents do not use other libraries in the area. The most popular other libraries and reasons for use are:

Lubbock Public Library (63.8%)	Hockley County Memorial Library (0.8%)	Kendrick Memorial Library (0.3%)
--	--	--

for items not available at the Library (61.0%)	for programs , etc. (35.3%)	convenience (21.2%)
---	--	----------------------------

Library Spaces and Services | Respondents are “very interested” in the following library spaces and services:

space for children to explore and play (61.7%)	space for physical materials (45.2%)	space for making (43.4%)
--	---	--

Meeting Spaces | Respondents would most like the following amenities in meeting spaces:

classroom environment (49.6%)	space for 8-15 people (40.3%)	space for up to 25 people (39.5%)
--	--	--

Outdoor Space | Respondents would most like the following amenities in an outdoor space:

shaded space (87.4%)	space for children to play (73.4%)	space for interactive experiences (67.1%)
------------------------------------	---	--

Library Atmosphere | Respondents would most like Library to feel:

welcoming (83.8%)	cozy (74.0%)	calm (64.1%)
---------------------------------	----------------------------	----------------------------

Best Ways to Communicate

social media (62.7%)	email (59.7%)	text message (56.7%)
------------------------------------	-----------------------------	------------------------------------

Community Priorities | Respondents rate the following community priorities “very important:”

schools and education (75.1%)	community safety (69.6%)	emergency preparedness (58.1%)
--	---	--

The Future of the Library | Respondents’ open-ended recommendations most often mentioned:

facility (28.3%)	collections (26.1%)	programs (21.7%)
--------------------------------	-----------------------------------	--------------------------------

Survey Findings

Demographics

Q1. Do You Live, Work, or Go to School in Wolfforth, Lubbock County, or Hockley County?

The 3.9% of respondents who answered “no” were excluded from the rest of the survey.

All	Responses
96.1%	Yes
3.9%	No
0.0%	Don't Know

Q2. ZIP Code:

All	Responses
41.1%	79382
24.1%	79424
9.6%	79407
7.4%	79423
4.9%	79416
3.8%	79413
2.5%	79358
1.6%	79414
1.1%	79410

0.8%	79363
0.5%	79364
0.3%	79366
0.3%	79403
0.3%	79313
0.3%	79415
1.4%	Other

The five individuals who responded “other” were given the opportunity to share their ZIP Codes. The responses are sorted below:

Number	Responses
2	79336
2	79382
1	79345

Q15. Use of Spanish Language

Percentage totals exceed 100% as respondents could select more than one answer.

All	Responses
81.1%	I do not speak, read, or write in Spanish
12.1%	I speak Spanish
11.8%	I read in Spanish
6.0%	I write in Spanish
3.6%	Prefer not to answer

Q17. Age

All	Responses
0.5%	Up to 17
4.9%	18 to 24
45.5%	25 to 39
38.9%	40 to 64
9.3%	65 and up
0.8%	Prefer not to answer

The median age in Wolfforth is 30.1, according to the latest Census data.

Q18. Household Composition

Percentage totals exceed 100% as respondents could select more than one answer.

All	Responses
58.9%	Family with young children in the household
24.7%	Family/adults without children in the household
24.1%	Family with teens in the household
4.4%	Single-person household
0.8%	Prefer not to answer

The average household size in Wolfforth is 3.0 people, and the average family size is 3.5, according to the latest Census data.

About Library Usage

Q3. In the Last 12 Months, Approximately How Many Times Have You Visited the City of Wolfforth Library or Used Its Services?

Includes visits or calls to the building, use of meeting rooms, visits to the library's website and catalog, and use of digital services like Libby.

26.8% of survey respondents (98 of 365) are classified as “non-users” of library services, having patronized the Library two times or fewer in the past 12 months.

9.9% 0 times

17.0% 1–2 times

73.2% of survey respondents (267 of 365) are deemed “library users,” having patronized the Library three times or more in the past 12 months.

18.9% 3–6 times

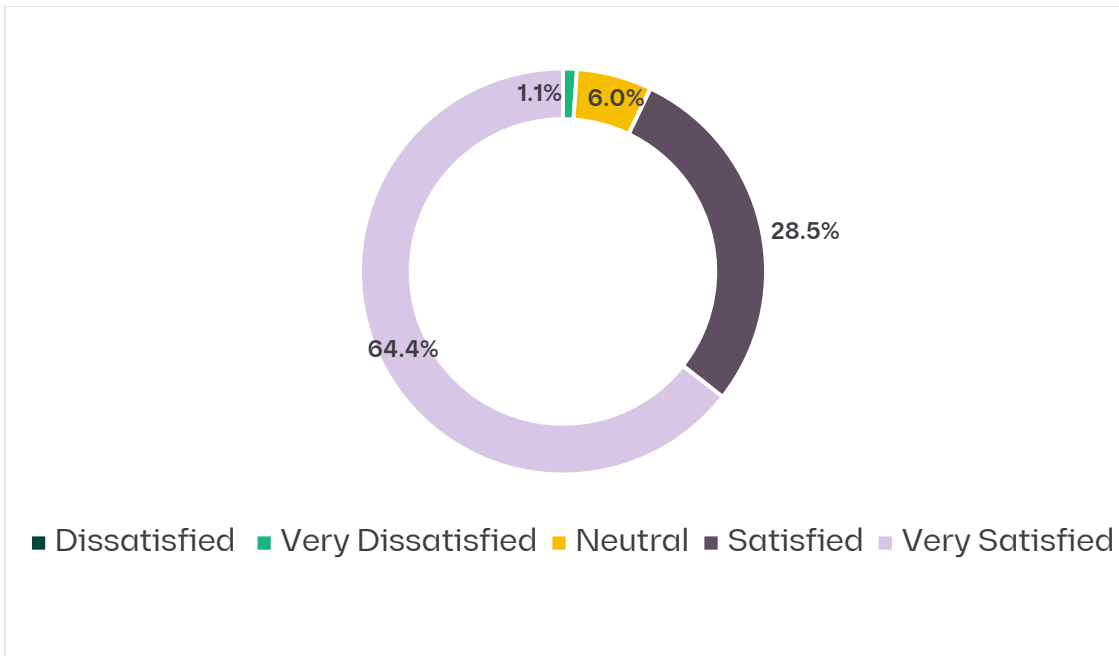
27.7% 7–19 times

26.6% 20+ times

Asked of Users Only

Q4. How Satisfied Are You with the City of Wolfforth Library Overall?

Respondents were asked to rank their satisfaction with the Library overall on a 5-point scale from very dissatisfied to very satisfied.



Q5. Primary Reasons for Using the Library

Percentage totals exceed 100% as respondents could select more than one answer.

Users	Responses
76.0%	For entertainment or hobbies (books, programs, kits, craft guides, etc.)
65.5%	To check out physical books, magazines, movies, etc.
45.3%	To download digital materials from services like Libby
45.3%	To attend a program
31.8%	To see friends and other people
14.2%	To find study or research materials
13.5%	To read, work, or study in a quiet place
9.7%	To print/copy/scan/scan-to-email
7.9%	For one-on-one help from Library staff
7.9%	To host or attend a meeting

6.7%	To use the Library's Wi-Fi
6.4%	To use the Library's computers
1.9%	To study or work in a small group
0.7%	To provide or receive tutoring
0.7%	To search or apply for a job
0.4%	To charge a device
0.0%	To take online classes or complete an online certification
5.2%	Other (Please specify)

The 14 individuals who responded “other” were given the opportunity to elaborate. The verbatim comments can be found in the appendix. Their responses are sorted by primary theme:

Comments	Responses
10	To use the children's area
2	To attend a program
1	To check out physical books, magazines, movies, etc.
1	To download digital materials from services like Libby

Asked of All Respondents

Q6. What Would Make It Easier for You or Members of Your Household to Use the Library?

Percentage totals exceed 100% as respondents could select more than one answer.

All	Responses
36.2%	More free time
35.6%	A larger children's area
23.6%	More places to sit and read

14.8%	More items that meet my needs
11.5%	A library closer to my home
11.0%	I don't know what the Library offers
9.6%	An easier way to pick up or return items
9.3%	A more comfortable building
9.0%	More places to study in the building
6.8%	Better opening hours
4.1%	More Spanish-language offerings
3.0%	Better transportation to the Library
1.4%	Better internet access at home
9.0%	Other (Please specify)

The 32 individuals who responded “other” were given the opportunity to elaborate. The verbatim comments can be found in the appendix. Their responses are sorted by primary theme:

Comments	Responses
15	More items that meet my needs
2	A more comfortable building
2	Adjusting circulation policies
2	I don't know what the Library offers
1	An easier way to pick up or return items
1	Better program hours
1	More places to sit and read
8	N/A

Q7. Do You Use Other Public Libraries in the Area?

Percentage totals exceed 100% as respondents could select more than one answer.

All	Responses
63.8%	Lubbock Public Library
34.0%	I do not use other libraries.
0.8%	Hockley County Memorial Library in Levelland
0.3%	Kendrick Memorial Library in Brownfield
5.2%	Other (Please specify)

The 19 individuals who responded “other” were given the opportunity to name the other libraries they visit. Their responses are tabulated below.

Comments	Responses
6	Other public library digital platforms
3	Houston Public Library
2	Midland County Public Library
2	Slaton Public Library
2	Texas Tech University Libraries
1	Coffee shops
1	Lubbock Public Library
1	None
1	School Library

Q8. Which Lubbock Public Library Branches Do You Use?

Respondents who indicated they visited Lubbock Public Library were asked which branches they use. Percentage totals exceed 100% as respondents could select more than one answer.

All	Responses
80.7%	Godeke Branch Library
49.4%	Mahon (Main) Library
44.2%	Groves Branch Library
7.7%	Texas Tech libraries
6.9%	Patterson Branch Library

Q9. Reasons for Visiting Other Libraries

Percentage totals exceed 100% as respondents could select more than one answer.

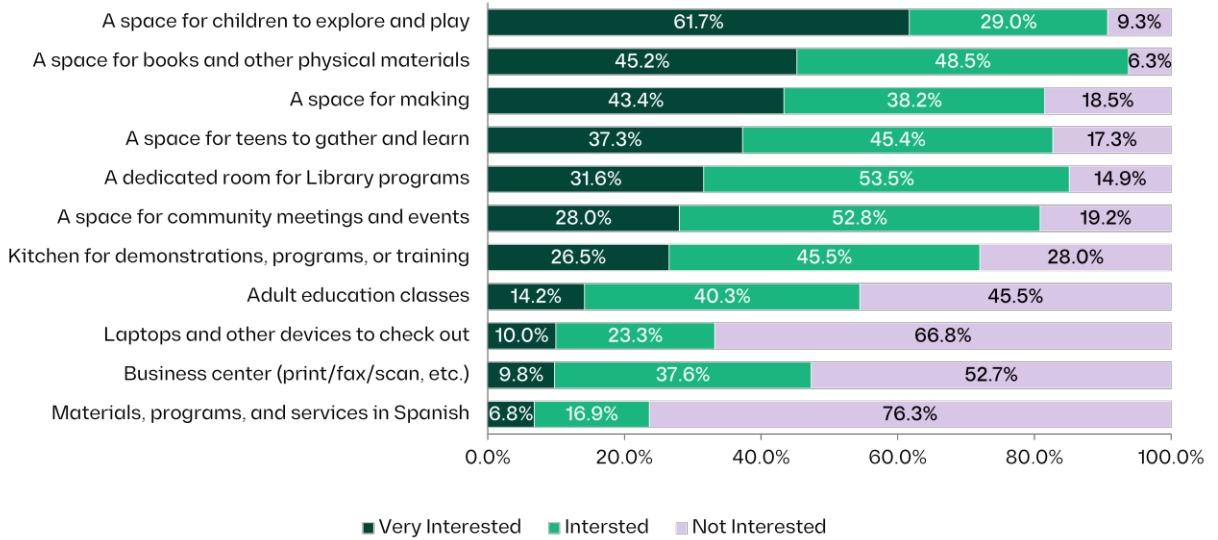
All	Responses
61.0%	To check out books and other items not available at the City of Wolfforth Library
35.3%	To attend a program, class, or workshop
21.2%	The other library or libraries are more convenient for me
14.9%	Other libraries have shorter wait times for popular items
8.7%	For services not available at the City of Wolfforth Library
5.4%	To use study or meeting rooms
13.3%	Other

The 32 individuals who responded “other” were given the opportunity to elaborate. The verbatim comments can be found in the appendix. Their responses are sorted by primary theme:

Comments	Responses
8	To access digital collections
6	The other library or libraries are more convenient for me
5	For children’s space
2	Book sale
2	Circulation policy
2	More aware of other libraries
1	To donate items
1	To access physical collections
1	For meeting space
1	For physical space
1	For quiet space
1	Staff
1	N/A

Q10. Interest in Library Spaces and Services

Respondents were offered a “Don’t Know” option for spaces and services with which they did not have an opinion. These responses have been deducted from the question’s overall respondent base of 365.



Responses	Number Able to Rate	% Very Interested
A space for children to explore and play	355	61.7%
A space for books and other physical materials	336	45.2%
A space for making (e.g., Cricut machines, podcasting equipment, 3D printer)	346	43.4%
A space for teens to gather and learn	335	37.3%
A dedicated room for Library programs	329	31.6%
A space for community meetings and events	339	28.0%
Kitchen for demonstrations, programs, or training	343	26.5%
Adult education classes	325	14.2%
Laptops and other devices to check out	331	10.0%
Business center (print/fax/scan, etc.)	338	9.8%

Q11. What Would You Like in a Meeting Space?

Percentage totals exceed 100% as respondents could select more than one answer.

All	Responses
49.6%	Access to a classroom environment with whiteboards, podium, etc.
40.3%	Space for 8-15 people
39.5%	Space for up to 25 people
31.0%	A large conference table
29.3%	A kitchenette
27.1%	Access to video conferencing and projection
19.5%	Space for 2-6 people
12.6%	Space for 100 people or more

Q12. What Would You Like in an Outdoor Space?

Percentage totals exceed 100% as respondents could select more than one answer.

All	Responses
87.4%	Shaded space
73.4%	Space for children to play
67.1%	Space for interactive experiences (e.g., story walk, play area, sensory garden, music garden)
60.5%	Walking trails
57.3%	Space for outdoor programs

49.3%	Café space or seating
47.7%	Access to Wi-Fi
40.8%	Space for informal gatherings
25.2%	Space for outdoor classrooms
2.5%	No preference
0.5%	Other (Please specify)

The responses from the two individuals who replied “other” are sorted below:

Responses
A garden with native plants and information about native wildlife/plants
Flowers and trees

Q13. How Would You Like the Library to Feel?

Percentage totals exceed 100% as respondents could select more than one answer.

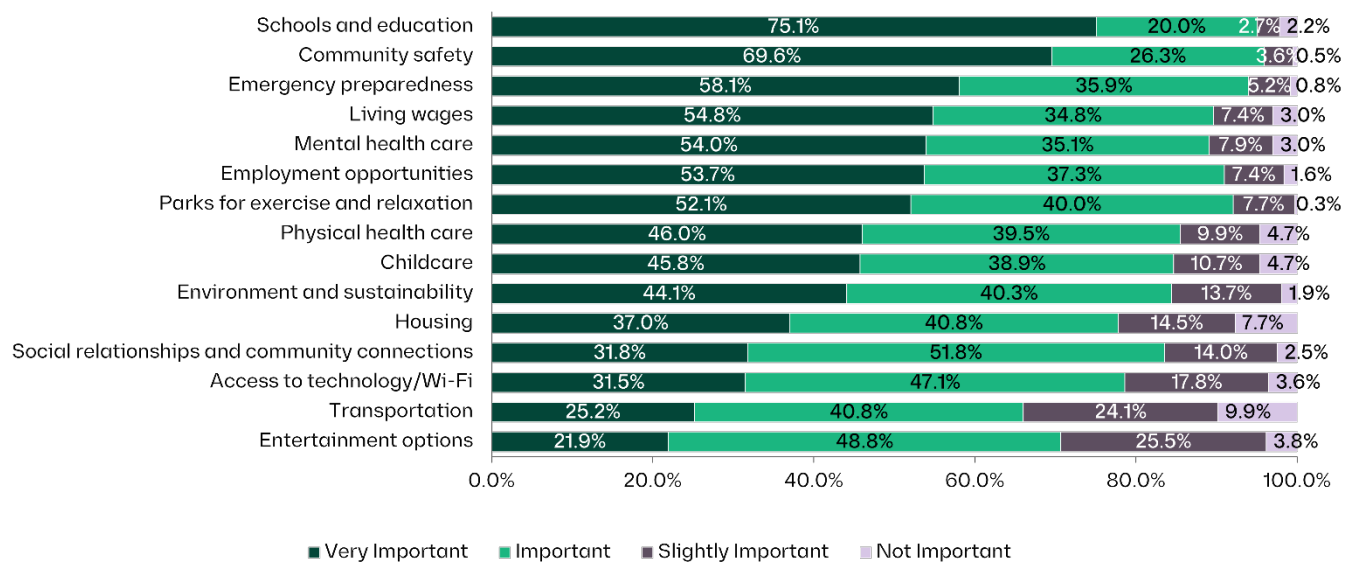
All	Responses
83.8%	Welcoming
74.0%	Cozy
64.1%	Calm
51.5%	Light-filled
50.1%	Spacious
40.8%	Inspiring
31.8%	Colorful
25.2%	Innovative
18.9%	Energetic
17.8%	Modern

Q14. Best Ways for the Library to Communicate

Percentage totals exceed 100% as respondents could select more than one answer.

All	Responses
62.7%	Social media (Instagram, Facebook, etc.)
59.7%	Email
56.7%	Text message
37.3%	Library website
32.9%	Digital newsletter
26.6%	Mailings from the library
18.6%	Word of mouth (library staff, friends, neighbors, etc.)
16.2%	Library handouts
12.6%	In-library display screen
5.2%	Local radio, newspapers, TV
0.0%	Other (Please specify)

Q16. Thinking About the Community Overall, How Important Is It that Local Leaders Focus on the Following Priorities:



Responses	Number Able to Rate	% Very Important
Schools and education	365	75.1%
Community safety	365	69.6%
Emergency preparedness	365	58.1%
Living wages	365	54.8%
Mental health care	365	54.0%
Employment opportunities	365	53.7%
Parks for exercise and relaxation	365	52.1%
Physical health care	365	46.0%
Childcare	365	45.8%
Environment and sustainability	365	44.1%
Housing	365	37.0%

Social relationships and community connections	31.8%
Access to technology/Wi-Fi	31.5%
Transportation	25.2%
Entertainment options	21.9%

Q19. Is There Anything Else You Would Like to Share with Us as We Plan for the Library's Future?

92 respondents (25.2%) took advantage of the opportunity to share their thoughts on improving the Library's future.

Individual responses often covered multiple attributes. The verbatim comments can be found in the appendix. Their responses are sorted by primary theme:

Number of Comments	Responses
26	Facility
24	Collections
20	Programs
10	Staff
9	Support for the Library
3	Awareness

Appendix

Open-Ended Answers

Multiple questions allowed respondents to give open-ended answers, which are reproduced below. These responses have been parsed and sorted by primary theme. The comments are verbatim.

Q5. Primary Reasons for Using the Library

To use the children's area

- ◆ Creative play area
- ◆ Play in the kids area
- ◆ Playing in the kids area! My son loves to go and make friends there! Even at age 7 he loves the toys there.
- ◆ To get out of the house and have a quiet place for my child to play while I read
- ◆ To play in a kid's area
- ◆ To play with the toys.
- ◆ Toddler activities
- ◆ Toddler play area
- ◆ Tonies
- ◆ Tonies

To attend a program

- ◆ Attend the monthly bookclub
- ◆ Children's activities

To check out physical books, magazines, movies, etc.

- ◆ Check out STEM boxes for granddaughters

To download digital materials from services like Libby

- ◆ Download ebooks

Q6. What Would Make It Easier for You or Members of Your Household to Use the Library?

More items that meet my needs

- ◆ Adding even more books to Libby!
- ◆ Bigger clean selection of teen books. Think young adult with so much adult content.
- ◆ Bigger collection of audio books.
- ◆ Braille options!
- ◆ Larger book selection
- ◆ Larger book selections
- ◆ larger selection of children books
- ◆ More book options
- ◆ More books on Libby
- ◆ More CLEAN/appropriate reading material for teens and young adults.
- ◆ More Libby audio books
- ◆ More Libby books
- ◆ More options on Libby
- ◆ More tonie boxes and tonies!! 🎧
- ◆ Seed library

A more comfortable building

- ◆ An additional wing built on to the library.
- ◆ Building is musty. Can we refresh/mitigate?

Adjusting circulation policies

- ◆ Allow teachers to check out more than 10 books at a time
- ◆ E-card that doesn't expire

I don't know what the Library offers

- ◆ I didn't know there was a library in Wolfforth
- ◆ I work in Wolfforth and didn't know I would qualify to use this library

An easier way to pick up or return items

- ◆ Easier way to return tonies... After hours drop option

Better programs hours

- ◆ I wish there were programs for small children on the weekend for working parents.

More places to sit and read

- ◆ The high tables. In the main library area make it hard to work with younger children. It would be nice to have tables and chairs that were more accessible for them.

N/A

- ◆ I am satisfied with access currently
- ◆ I don't have any needs to share at this time
- ◆ I use Libby and love the convenience. Thanks.

- ◆ It's easy to use the library and Libby.
- ◆ Na
- ◆ NA
- ◆ NA, it's much more enjoyable than the Lubbock librarys
- ◆ None. Accessibility is not a barrier for us.
- ◆ I wish there were programs for small children on the weekend for working parents.

Q9. Reasons for Visiting Other Libraries

To access digital collections

- ◆ Expand libby library
- ◆ I asked for a book not in our library and they added Harris Co library to my Libby.
- ◆ I have on line accounts with them
- ◆ Libby access
- ◆ More books on Libby app
- ◆ Mostly the bigger audiobook selections in the bigger collections.
- ◆ Only use other libraries larger digital library
- ◆ Strictly audio/online books

The other libraries are more convenient for me

- ◆ closer to my house
- ◆ Convenience- when running errands. And familiarity- I've taken my kids there often so we know where to find things.
- ◆ Godeke is very close to my house
- ◆ I used go live closer to Mahon. I know my way around it better and my son as well.
- ◆ Location closer to my house
- ◆ Whichever is close by where I am

For children's space

- ◆ Another place to take my kids.
- ◆ Change of scenery for my toddler
- ◆ Children request the other libraries. More selections and fun. No offense
- ◆ Close to the house and gives the young children something to do
- ◆ Different play areas for the kids.

Book sale

- ◆ Book sales
- ◆ Friends of the library sale / libby

Circulation policy

- ◆ Allows you to check out more books for longer period
- ◆ Lubbock public libraries allow teachers to check out 50 books at a time. As an afterschool care Director, I need access to more than 10 books at a time.

More aware of other libraries

- ◆ Again I didn't know about this library
- ◆ I did not know there was a library in Wolfforth!

To donate items

- ◆ Donate Braille books

To access physical collections

- ◆ My kids visit so often they've read most of the books already that are appropriate/interested in/etc.

For meeting space

- ◆ Too new to area to answer. Near prior home, I did use meeting space

For physical space

- ◆ Better physical space

For quiet space

- ◆ More comfortable place to quietly work remotely.

Staff

- ◆ The librarian is my friend.

N/A

- ◆ Just depends

Q19. Is There Anything Else You Would Like to Share with Us as We Plan for the Library's Future?

Facility

- ◆ Wolfforth should be included in the Citibus routes.
- ◆ A bigger kids play area, or room, even an outdoor shaded area with tables and sandbox, outdoor toys, etc. would be nice. I am a mom of a 2 and 1 year old and I've found that it's really hard to sit and talk with a fellow mom at a park where it's not gated or fenced, or pay for an indoor play space. Especially in the summer. I think that would draw more people's interest!
- ◆ A cafe that hires special needs kids.
- ◆ A drive up book drop
- ◆ Handicap accessibly
- ◆ I hope for a bigger campus and more opportunities for teens to engage and help out in their local library.
- ◆ I like that it's close and convenient to my home in a nearby town.

- ◆ I love the kids room but something larger and more interactive would be a huge plus.
- ◆ I love the plan shared on the website! I had so many fond memories of my local library growing up - starting with puppet shows and readings as a child, getting to progress to the preteen and teen areas, and finally moving into the research-heavy areas of the library. It spawned a lifelong love of reading, research, and libraries. I can't wait to share the same experiences with my child.
- ◆ I would like to see cozy nooks along with great window lighting with lots of trees around the new library. See the Graham Public Library, Graham, TX - Young County.
- ◆ I am most excited about the outdoor learning area possibility. You all do an amazing job in all that happens at the library, thank you!
- ◆ Just to consider providing more seating (that is not high top tables) in the main library area. When the meeting room is full the tall tables are not big enough to study on or to use to work with children.
- ◆ Keeping families and children the focus. Other libraries in the area offer typical library programs and resources, but the Wolfforth library has always focused on families really well. I would want to see that continue and flourish even more. Traditional wholesome family values is very important to me and my family. We purposefully do not visit certain libraries because of questionable material and programs that are not fully family friendly, Wolfforth has never been one of these and we'd like to see that continue being the case. Providing a beautiful outdoor play area for kids is so important. Lubbock does not have many outdoor opportunities, so this would be huge for the community.
- ◆ outside shaded areas for reading relaxation
- ◆ Plan the outdoor area on what will be easiest and best for upkeep. And use native! Pollinator friendly and a focus on rebuilding prairie grasslands.
- ◆ Please build a new library if you are able. Look at the libraries in Douglas county colorado if you need inspo. Bright dynamic inviting clean coffee shop vibes outdoor spaces rentable study rooms and conference spaces for card holders. We need a clean fresh community space to meet, learn, connect, read, learn.
- ◆ Please don't take away the toddler area.
- ◆ The Seguin Public library is great for all these things y'all are looking at! I also personally was very deterred from using the library due to being unable to bring in food or drinks. As a student I spent long days studying and chose to go into Lubbock to campus because I was able to have them during my long study days over the WPL.
- ◆ We absolutely LOVE the Wolfforth library. I have a 3 year old and 9 month old. We like how quaint and safe it feels. I love that there's a kids area that I don't feel like I'm going to lose sight of my toddler like I feel when visiting Mahon. We love checking out books, checking out Tonies, coloring, and playing in the play kitchen. We do all 4 of those every visit! This is knit picky and just coming from a mom of small children but my only hiccup with the library and why we don't always go is because very often after we visit my kids get sick. My friends say the same thing and I know some of it is inevitable. I've personally watched babies put toys in their mouths and then it doesn't end up in the "need to wash" bin.

Obviously I'm so thankful for incredible libraries. My daughter is so proud to bring in her books and check them out with the librarians. Thank you for all yall do for our community!

- ◆ We love our library! You are doing an amazing job right now. Some other libraries feel dark and cluttered- not inviting and warm like ours.
- ◆ We love the kids area currently- it gets very tight very quickly. The kids (and myself) enjoy the monthly scavenger hunts. I think a community space can easily be a meeting space. I love the idea of food demonstrations and learning as well as an outdoor area- the walking path/ fairytale trail would be great but also could fall into a parks and rec situation.
- ◆ We love this library especially the kids area and the story time events
- ◆ When discussing light filled spaces, it would be cool if it was natural lighting. The library is already known for being welcoming but it would be nice if there were more spaces that are away from children to be able to read, relax, and enjoy that cozy vibe. Children tend to go around through the whole library, which is great, but sometimes I don't want to be cooped up in a small room (that room that is in the very back).
- ◆ Would love a space for children/families to exist in the library without disrupting other library users
- ◆ Would love for them to have a bigger building to do all of their wonderful activities!!
- ◆ You have an opportunity to revolutionize attitudes with your new space. Community building and fostering education through innovation are key. How can you achieve the full potential? Research what the most most popular libraries are doing. What are the top 50 most used libraries in the world? What are they doing to serve their communities? How can that apply to your opportunity in our rapidly growing area? Great job, friends! Thank you for all you do everyday! Inviting Lavar Burton to do the ribbon cutting would be a long shot, but would bring in a huge crowd.

Collections

- ◆ As an older geezer, I like to read hard copy newspapers and magazines. I am willing to pay \$3 or so for inter-library loan books from off-site locations.
- ◆ I checkout audiobooks mostly. Because of using Libby, I don't go into the library very often. I've always loved your library, but it is a bit inconvenient to get to. My only suggestion, for people of all ages, is to grow your audiobook collection. I love my audiobooks!
- ◆ I enjoy using your library and happy with borrowing e-books through Libby. Thanks.
- ◆ I love using the Wolfforth library to supplement my use at other local libraries. It has a unique collection that allows me access to materials that I cannot get other places. As always the heart and most important part of a library are the staff and the funding that can sustain their vision. With that lives can be changed and communities can grow.
- ◆ I love when the library is very friendly to homeschooling groups, providing learning spaces and events for school aged kids during the school year as well as

ample books to read for young kids that are educational in history, science, math, etc.

- ◆ I think the real impact of libraries is being lost to the digital natives, who are now raising kids to be glued to devices...but with the wrong content (e.g. YouTube and games) and for all the wrong reasons (e.g. digital babysitters). The social and educational impact of library programs, combined with innovative technology and digital services presented in a positive way, can transform both kids and adults into individuals eager to be a productive part of society.
- ◆ I wish that the library could expand into the TTU library system.
- ◆ I would like expanded online access to ebooks and audiobooks
- ◆ I would like to see a larger selection of books. The children's section is wonderful but I would like a larger selection of adult books.
- ◆ I would like to see more physical materials for check-out inside the library, and therefore, more room to explore! Thank you!
- ◆ I would use Libby more if it had a larger selection
- ◆ I'd love to see more books for elementary/middle school ages. An outdoor space sounds amazing. The ranching heritage center has a great outdoor space I think something similar would be so wonderful at wolfforth library!
- ◆ Larger section for Christian Fiction.
- ◆ Libby is one of my very favorite things. I do wish that there was a greater selection there.
- ◆ More access to digital material
- ◆ More audiobooks
- ◆ More book options in YA and fantasy options. The most important is making sure you have more space for more books! And Please get more Brandon Sanderson books. That man is a national treasure.
- ◆ More clean books, indie authors, etc.
- ◆ More digital options through Libby and longer hold options would be helpful!
- ◆ More non fiction books, magazines, places to sit and read
- ◆ Truthfully love the library as is. It could use some more books but this library is amazing for young children to go to.
- ◆ We love going to the library! But I do wish it had a bigger selection of books. My family and I moved from Houston and they had all their library books connected on their online catalog. So if one library had a specific book, you could place a hold on it would be transported to the library you choose to pickup. It really expanded the selection of books to check out. Also, because I just moved here, it would be great if there was a specific playdate program/or scheduled time of day for moms and kids to get to know each other. Mainly for moms that are looking to make friendships with new people, that would be awesome! Just some suggestions, we cannot wait to see what's next! Thanks for all your hard work!
- ◆ While I do not believe in censorship, when it comes to children, please be respectful of beliefs. Children do not need to be exposed to certain topics at such a young age and contrary to the ALA, I hope you guys will respect that.

Programs

- ◆ Book clubs for adults
- ◆ I believe the future careers that will be in demand could be encouraged at the library - STEM fields especially. Outdoor education and adventure are also a game changer for children.
- ◆ I have always loved libraries., but I am a senior citizen. It would be great to have a library that facilitates interaction between kids, teens and older adults. We have a lot to offer!
- ◆ I think it would be great to have more adult centered activities and learning: crochet, gardening, book clubs, writing clubs. I also believe having a coffee bar or something would be beneficial and pull in more people. I would love to see a seed library and would be willing to contribute. As mentioned above, a shaded seating area with a garden full of native plants is educational and could use plants for seed library.
- ◆ I would be interested in a program similar to ESL, but for a native English speaker to learn Spanish.
- ◆ I would enjoy an in-person book group at the library.
- ◆ I would like to see more intentional activities to include the LGBTQIA community with teens and adults.
- ◆ I would live more events where adults and children can do things together.
- ◆ I'm glad you asked . Plz NO TRANSGENDER TEACHING OR LECTURES AND NO DRAG QUEEN STORY TELLING TIME .
- ◆ I've always loved the library and my toddler is a huge fan. I hope to see its growth be for all stages, child through adult. It would be neat to have adult space/time activities or something along with times specific for the kids. Like a date night craft or something. We love our library and want to see it grow !
- ◆ Keep programs going strong! My kiddo loves to come to the library for story time!
- ◆ Love the Tuesday morning readings for small children
- ◆ Programs and classes would bring people in. I am thinking both survival/life skills and fun/artsy things. Also, I am thinking adults, pre-teens, children, and maybe (?) teens. Putting this survey on Facebook was a smart thing to do. I live near 82nd and Milwaukee, and I had never even thought about how close the Wolfforth library is to my home. I will have to check it out!
- ◆ Really appreciate the community outreach and partnership the wolfforth library has with Three Peas! My son LOVES his days when the library comes!
- ◆ Special needs parents love having places they feel welcome, accessible to their kids, and can meet and network with each other! It could be a good program/event idea and bring more people in from Lubbock and Wolfforth. For example, my child is blind and in 6th grade! She loves hearing stories, audio books, and tactile activities. We generally don't meet a lot of other vision impaired children/special needs her age from Lubbock or Wolfforth unless we are at a region type of camp once a year!
- ◆ We are very thankful for the Wolfforth Library and its employees. It is a very important place in our community for families to gather. Families can check out books, attend programs, or just relax and read a book at the library. Please continue to have more local authors give presentations throughout the year!

- ◆ Would be interested in teen/tween classes and programs. Older kids don't have a lot of public places to socialize in a small group setting, and some don't have any free or low-cost opportunities to meet other kids with similar interests.
- ◆ Would like more reading challenges during the year that would make me read books I wouldn't have selected otherwise. I liked it when it was themed and not just the book count (set in Texas, poems, summer read, etc). No need for prizes for all challenges, just something to make you read more.
- ◆ Would love to see teen/tween programs, love items to check out like tonie boxes - would love to see more items that can be checked out like cricut, I'm not coming up with anything else at the moment that a tween would like to check out- but I bet there are some.
- ◆ You already do a great job! It is wonderful that you are truly interested in what will meet the needs of the Wolfforth community. Your children's programs are exceptional and it is obvious you have a desire to serve this population.

Staff

- ◆ I absolutely love everything about our current library. The staff are wonderful and the place is fabulous. The library is one of the best things about Wolfforth.
- ◆ I think you all are doing an amazing job! You offer so many fun activities, books, games, kid stuff, and enjoyable events. Your administrators and staff are always incredibly friendly and helpful to me. I feel comfortable asking for help if I need it. The feeling in the library is one of warm acceptance and welcome. So grateful you are here in Wolfforth!
- ◆ Mrs Marla is amazing! Kim and Taylor do a great job!
- ◆ Our family loves this library! We appreciate all the programs they have introduced for all ages. The staff is so welcoming and helpful. We check out books biweekly throughout the year and love the treasure hunts with the many different seasonal themes. We spend a lot of summer days in the library play area and at the programs. Thank you for a welcoming and safe space for our family.
- ◆ Thank y'all so much for the work you do. We have been coming to the Wolfforth Library for over 10 years, and it's been a really special place for my family. Thank you for your time, effort, and thoughtfulness behind the scenes. You make a difference every day!
- ◆ The library staff is excellent!
- ◆ The staff is amazing, the community events for adults are amazing, and I overall enjoy the atmosphere! I'm not really sure how we can improve on an already fantastic public program! We are so excited to see what else you all bring about!- P.S. I noticed the question regarding Spanish speakers/readers/writers. While I do not speak/read/write in Spanish, I have been working on learning it independently through shows and neighbors. If ever possible, I think a community Spanish class would be so enriching.
- ◆ we love the wolfforth library!! especially laney, marla and taylor! ♥
- ◆ We love the Wolfforth library. The staff is always so friendly and welcoming. It's always felt like a safe and comfortable environment. My older kids love taking my

3 year old to choose Tonie's. They even find STEAM kits and other items to check out for themselves. Thanks for all you do for our community.

- ◆ We love your library and the staff! We hope whatever comes in the future has the same warm feel.

Support for the Library

- ◆ Excited for the future of the library and we appreciate you so much!!
- ◆ I know it will be amazing!
- ◆ I think this library is wonderful.
- ◆ I'm excited for the future of this library and everything Kimberly has planned. Love y'all so much.
- ◆ Thank y'all for all you do!
- ◆ Thank you for being an awesome and caring place!
- ◆ Thank you so much for all you're doing to plan this huge community blessing!
- ◆ We are excited about what the future holds for the library! It is great for our family!
- ◆ We understand what a blessing this library is to our community of Wolfforth, and we look forward to supporting your growth.

Awareness

- ◆ Continue to promote Libby and your vast online selection of checkout for all ages. Maybe going into school or sending out postcards with easy instructions to get books in ALL readers hands. You guys have done a great job!!! We love our library.
- ◆ I think the library is doing a great job and is well talked about in the community. I have struggled to get books back on time and have had to pay fines. I wish there was a way to check them out again online (without having to physically call to renew-this may have already changed. I stopped going because of this.-My fault. No one else's.) I think it is important to get the word out to public schools and families about using the library during the summer especially. A flyer to send home in their folders in May would be great. Partnership with schools is very important. (You may already do this but I haven't seen anything promoted at our school.) Just a suggestion:) Thank you for all you do!
- ◆ Newsletters (paper or email) would be VERY helpful. I'm not on social media and that seems to be about the only way to find out about your calendar. Very limiting and noninclusive

Data Tables

City of Wolfforth Library Community Survey

Data tables for full respondent base

Q1. Do you live, work, or go to school in Wolfforth, Lubbock County, or Hockley County?

Responses	Count	Percentage
Yes	365	96.1%
No	15	3.9%
Don't Know	0	0.0%
Total	380	

Q2. What is your ZIP code?

Responses	Count	Percentage
79382	150	41.1%
79424	88	24.1%
79407	35	9.6%
79423	27	7.4%
79416	18	4.9%
79413	14	3.8%
79358	9	2.5%
79414	6	1.6%
79410	4	1.1%
79363	3	0.8%
79364	2	0.5%
79366	1	0.3%
79403	1	0.3%
79313	1	0.3%
79415	1	0.3%
Other	5	1.4%
Total	365	

Q3. In the last 12 months, approximately how many times have you visited the City of Wolfforth Library or used its services? Please include calls or visits to the building, use of meeting rooms, visits to the library's website and catalog, and use of digital services like Libby.

Responses	Count	Percentage		
0	36	9.9%	<i>non-users</i>	26.8%
1-2	62	17.0%		
3-6	69	18.9%		
7-19	101	27.7%	<i>users</i>	73.2%
20+	97	26.6%		
Total Responses	365			

Q4. How satisfied are you with the City of Wolfforth Library overall?

Responses	Count	Percentage
Very Dissatisfied	3	1.1%
Dissatisfied	0	0.0%
Neutral	16	6.0%
Satisfied	76	28.5%
Very Satisfied	172	64.4%
Total	267	

Q5. Why do you or members of your household use the Library? Please select all that apply.

Responses	Count	Percentage
For entertainment or hobbies (books, programs, kits, craft guides, etc.)	203	76.0%
To check out physical books, magazines, movies, etc.	175	65.5%
To download digital materials from services like Libby	121	45.3%
To attend a program	121	45.3%
To see friends and other people	85	31.8%
To find study or research materials	38	14.2%
To read, work, or study in a quiet place	36	13.5%
To print/copy/scan/scan-to-email	26	9.7%
For one-on-one help from Library staff	21	7.9%
To host or attend a meeting	21	7.9%
To use the Library's Wi-Fi	18	6.7%
To use the Library's computers	17	6.4%
To study or work in a small group	5	1.9%
To provide or receive tutoring	2	0.7%
To search or apply for a job	2	0.7%
To charge a device	1	0.4%
To take online classes or complete an online certification	0	0.0%
Other (Please specify)	14	5.2%
Total Unique Responses	267	
Total Responses	906	

Q6. What would make it easier for you or members of your household to use the Library? Please select all that apply.

Responses	Count	Percentage
More free time	132	36.2%
A larger children's area	130	35.6%
More places to sit and read	86	23.6%
More items that meet my needs	54	14.8%
A library closer to my home	42	11.5%
I don't know what the Library offers	40	11.0%
An easier way to pick up or return items	35	9.6%
A more comfortable building	34	9.3%
More places to study in the building	33	9.0%
Better opening hours	25	6.8%
More Spanish-language offerings	15	4.1%
Better transportation to the Library	11	3.0%
Better internet access at home	5	1.4%
Other (Please specify)	33	9.0%
Total Unique Responses	365	
Total Responses	675	

Q7. Do you use any other public libraries in the area? Please select all that apply.

Responses	Count	Percentage
Lubbock Public Library	233	63.8%
I do not use other libraries.	124	34.0%
Hockley County Memorial Library in Levelland	3	0.8%
Kendrick Memorial Library in Brownfield	1	0.3%
Other (Please specify)	19	5.2%
Total Unique Responses	365	
Total Responses	380	

Q8. Which Lubbock Public Library branches do you use? *Please select all that apply.*

Responses	Count	Percentage
Godeke Branch Library	188	80.7%
Mahon (Main) Library	115	49.4%
Groves Branch Library	103	44.2%
Texas Tech libraries	18	7.7%
Patterson Branch Library	16	6.9%
Total Unique Responses	233	
Total Responses	440	

Q9. What brings you to the other library or libraries? *Please select all that apply.*

Responses	Count	Percentage
To check out books and other items not available at the City of Wolfforth Library	147	61.0%
To attend a program, class, or workshop	85	35.3%
The other library or libraries are more convenient for me	51	21.2%
Other libraries have shorter wait times for popular items	36	14.9%
For services not available at the City of Wolfforth Library	21	8.7%
To use study or meeting rooms	13	5.4%
Other (Please specify)	32	13.3%
Total Unique Responses	241	
Total Responses	385	

Q10. How interested are you in these library spaces and services?

Responses	Very Interested	Interested	Not Interested	Total
A space for children to explore and play	219	103	33	355
	61.7%	29.0%	9.3%	
A space for books and other physical materials	152	163	21	336
	45.2%	48.5%	6.3%	
A space for making (e.g., Cricut machines, podcasting equipment, 3D printer)	150	132	64	346
	43.4%	38.2%	18.5%	
A space for teens to gather and learn	125	152	58	335
	37.3%	45.4%	17.3%	
A dedicated room for Library programs	104	176	49	329
	31.6%	53.5%	14.9%	
A space for community meetings and events	95	179	65	339
	28.0%	52.8%	19.2%	
Kitchen for demonstrations, programs, or training	91	156	96	343
	26.5%	45.5%	28.0%	
Adult education classes	46	131	148	325
	14.2%	40.3%	45.5%	
Laptops and other devices to check out	33	77	221	331
	10.0%	23.3%	66.8%	
Business center (print/fax/scan, etc.)	33	127	178	338
	9.8%	37.6%	52.7%	
Materials, programs, and services in Spanish	23	57	258	338
	6.8%	16.9%	76.3%	

Q11. What would you like in a meeting space? *Please select all that apply.*

Responses	Count	Percentage
Access to a classroom environment with whiteboards, podium, etc.	181	49.6%
Space for 8-15 people	147	40.3%
Space for up to 25 people	144	39.5%
A large conference table	113	31.0%
A kitchenette	107	29.3%
Access to video conferencing and projection	99	27.1%
Space for 2-6 people	71	19.5%
Space for 100 people or more	46	12.6%
Total Unique Responses	365	
Total Responses	908	

Q12. What would you like in an outdoor space? *Please select all that apply.*

Responses	Count	Percentage
Shaded space	319	87.4%
Space for children to play	268	73.4%
Space for interactive experiences (e.g., story walk, play area, sensory garden, music garden)	245	67.1%
Walking trails	221	60.5%
Space for outdoor programs	209	57.3%
Café space or seating	180	49.3%
Access to Wi-Fi	174	47.7%
Space for informal gatherings	149	40.8%
Space for outdoor classrooms	92	25.2%
No preference	9	2.5%
Other (Please specify)	2	0.5%
Total Unique Responses	365	
Total Responses	1,868	

Q13. How would you like the new library to feel? *Please select all that apply.*

Responses	Count	Percentage
Welcoming	306	83.8%
Cozy	270	74.0%
Calm	234	64.1%
Light-filled	188	51.5%
Spacious	183	50.1%
Inspiring	149	40.8%
Colorful	116	31.8%
Innovative	92	25.2%
Energetic	69	18.9%
Modern	65	17.8%
Total Unique Responses	365	
Total Responses	1,672	

Q14. What is the best way for the Library to communicate with you? *Please select all that apply.*

Responses	Count	Percentage
Social media (Instagram, Facebook, etc.)	229	62.7%
Email	218	59.7%
Text message	207	56.7%
Library website	136	37.3%
Digital newsletter	120	32.9%
Mailings from the library	97	26.6%
Word of mouth (library staff, friends, neighbors, etc.)	68	18.6%
Library handouts	59	16.2%
In-library display screen	46	12.6%
Local radio, newspapers, TV	19	5.2%
Other (Please specify)	0	0.0%
Total Unique Responses	365	
Total Responses	1,199	

Q15. The Library serves a diverse population. Please tell us about your use of the Spanish language. *Please select all that apply.*

Responses	Count	Percentage
I do not speak, read, or write in Spanish	296	81.1%
I speak Spanish	44	12.1%
I read in Spanish	43	11.8%
I write in Spanish	22	6.0%
Prefer not to answer	13	3.6%
Total Unique Responses	365	
Total Responses	418	

Q16. Thinking about the community overall, how important is it that local leaders focus on the following priorities:

Responses	Very Important	Important	Slightly Important	Not Important	Total
Schools and education	274	73	10	8	365
	75.1%	20.0%	2.7%	2.2%	
Community safety	254	96	13	2	365
	69.6%	26.3%	3.6%	0.5%	
Emergency preparedness	212	131	19	3	365
	58.1%	35.9%	5.2%	0.8%	
Living wages	200	127	27	11	365
	54.8%	34.8%	7.4%	3.0%	
Mental health care	197	128	29	11	365
	54.0%	35.1%	7.9%	3.0%	
Employment opportunities	196	136	27	6	365
	53.7%	37.3%	7.4%	1.6%	
Parks for exercise and relaxation	190	146	28	1	365
	52.1%	40.0%	7.7%	0.3%	
Physical health care	168	144	36	17	365
	46.0%	39.5%	9.9%	4.7%	
Childcare	167	142	39	17	365
	45.8%	38.9%	10.7%	4.7%	
Environment and sustainability	161	147	50	7	365
	44.1%	40.3%	13.7%	1.9%	
Housing	135	149	53	28	365
	37.0%	40.8%	14.5%	7.7%	
Social relationships and community connections	116	189	51	9	365
	31.8%	51.8%	14.0%	2.5%	
Access to technology/Wi-Fi	115	172	65	13	365
	31.5%	47.1%	17.8%	3.6%	
Transportation	92	149	88	36	365

	25.2%	40.8%	24.1%	9.9%	
Entertainment options	80	178	93	14	365
	21.9%	48.8%	25.5%	3.8%	

Q17. Your age:

Responses	Count	Percentage
Up to 17	2	0.5%
18 to 24	18	4.9%
25 to 39	166	45.5%
40 to 64	142	38.9%
65 and up	34	9.3%
Prefer not to answer	3	0.8%
Total Responses	365	

Q18. Which description best fits your household? *Please select all that apply.*

Responses	Count	Percentage
Family with young children in the household	215	58.9%
Family/adults without children in the household	90	24.7%
Family with teens in the household	88	24.1%
Single-person household	16	4.4%
Prefer not to answer	3	0.8%
Total Unique Responses	365	
Total Responses	412	



APPENDIX D

Teen Focus Group Feedback

All of these questions are meant to get you thinking about what the Library should have to make you, and your friends, want to visit us.

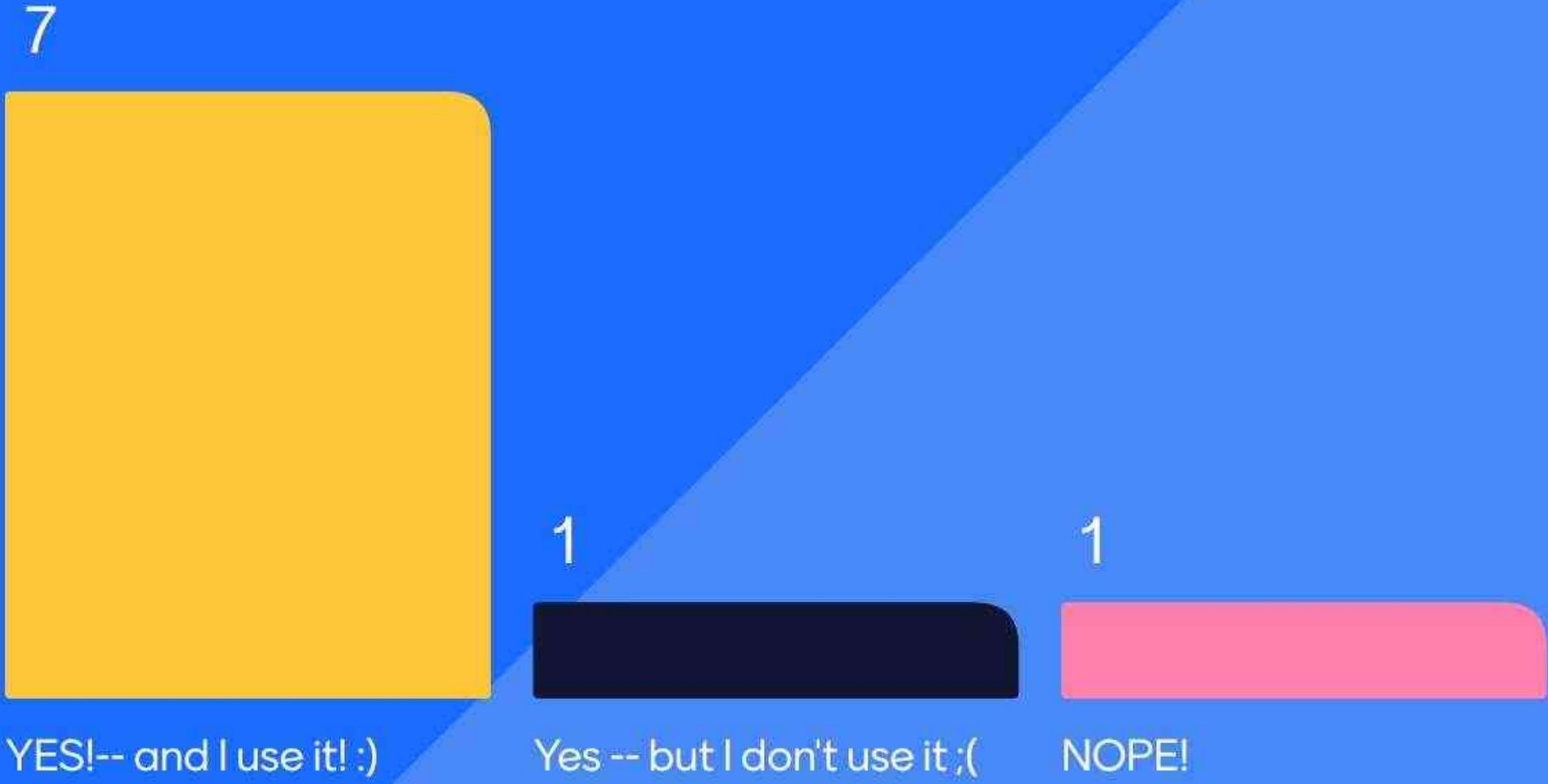

THERE IS NO WRONG ANSWER!!



Do you, or your family members use the Wolfforth Library?



Do you have a Library Card?



If you do not use the Library, why?

I really didn't know there was a library here and I usually stay home all day and play video games.

Do you use any other library? If so, why?

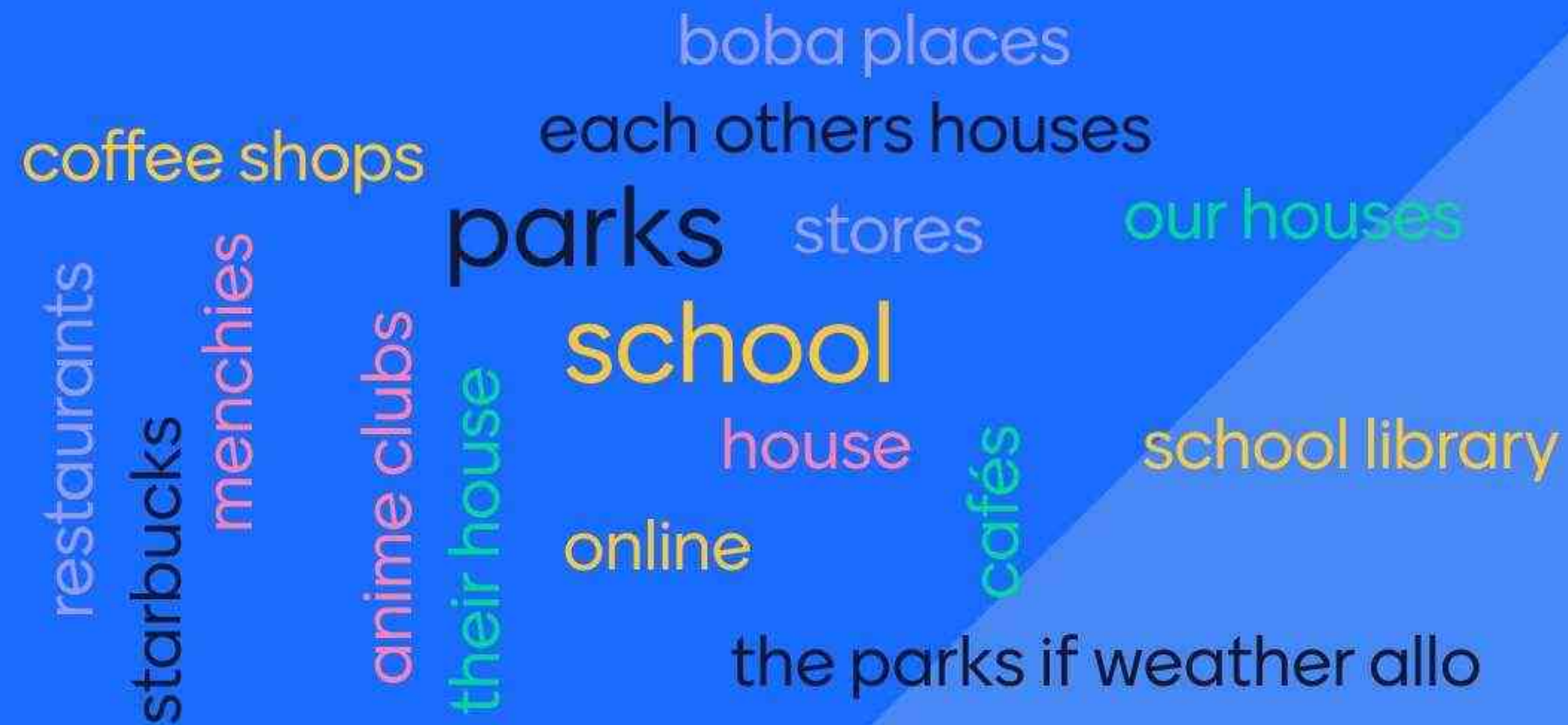
The lubbock library circuit is closer to my house and has more activities i enjoy

Some Lubbock libraries, more seating and a wider book selection

No,I don't go 2 any other ones

I use Godeke branch library in Lubbock, and for me it's closer and sometimes have more options

Where do you and your friends hang out? (in Wofforth or Lubbock)



What public or community spaces is Wolfforth missing?

A anime club

An outside area to just sit or work on homework

The only place in wolfforth i regularly go with my friends is the farmers market, maybe some more indoor places?

Book clubs for teen ages

More stores for teens

A learn how 2 draw club

Places to just hang out

An art studio or something creative

What public or community spaces is Wolfforth missing?

A big kid park lol

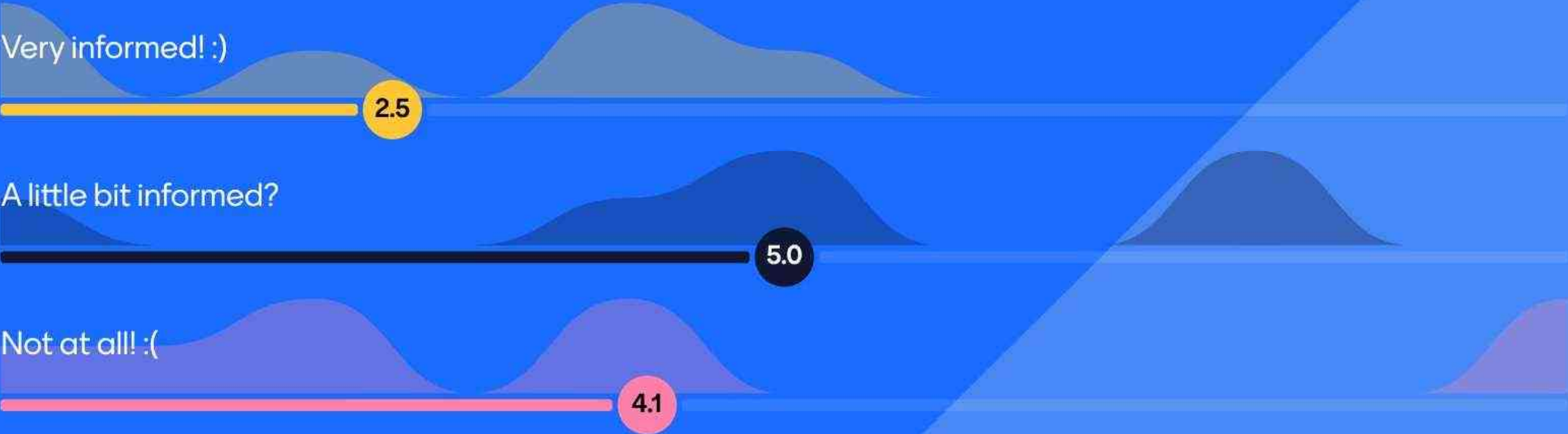
I second the park

Places to just hang out
also yeah second the
park

A park for big kids.

A place just for teens.

How well informed do you believe you (and your peers) are about the library's programs and services?



How can that be improved with a new Library?

Specific bulletin board for teen events

A teen library social media account

A social media platform page for the library all the info not just teens

Hang up signs outside that say what is coming up

Contests to bring more people in

A area wear u can meet new people and hang out with ur besties

Rather it's Facebook instagram the jump ect.

Put signs by neighborhoods and maybe push more on face book

How can that be improved with a new Library?

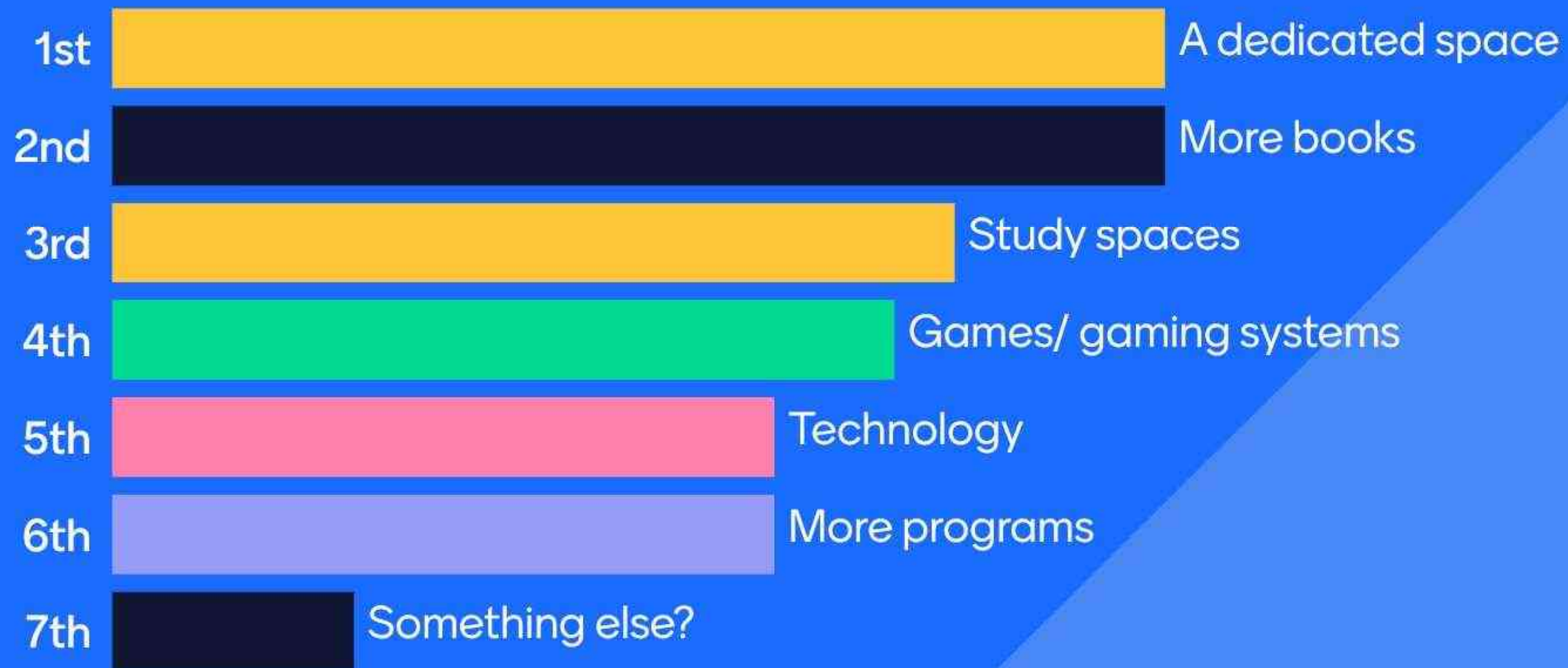
Having meetups outside the library

Post information on social media platforms.

More social media posts for events, meetings, etc.

Posters and announcements at the library.

What does the library need for teens?



If you selected "something else", what would that be?

I know libraries and food dont necessarily mix, but maybe a snack cabinet?

I didn't select "something else" lol

A luncheon once a week maybe?

Borrow-able headphones to listen to music

Chargers

An art corner

Sometimes for school we do plays and it would be nice to have a spot to practice that at

A sensory room

If you selected "something else", what would that be?

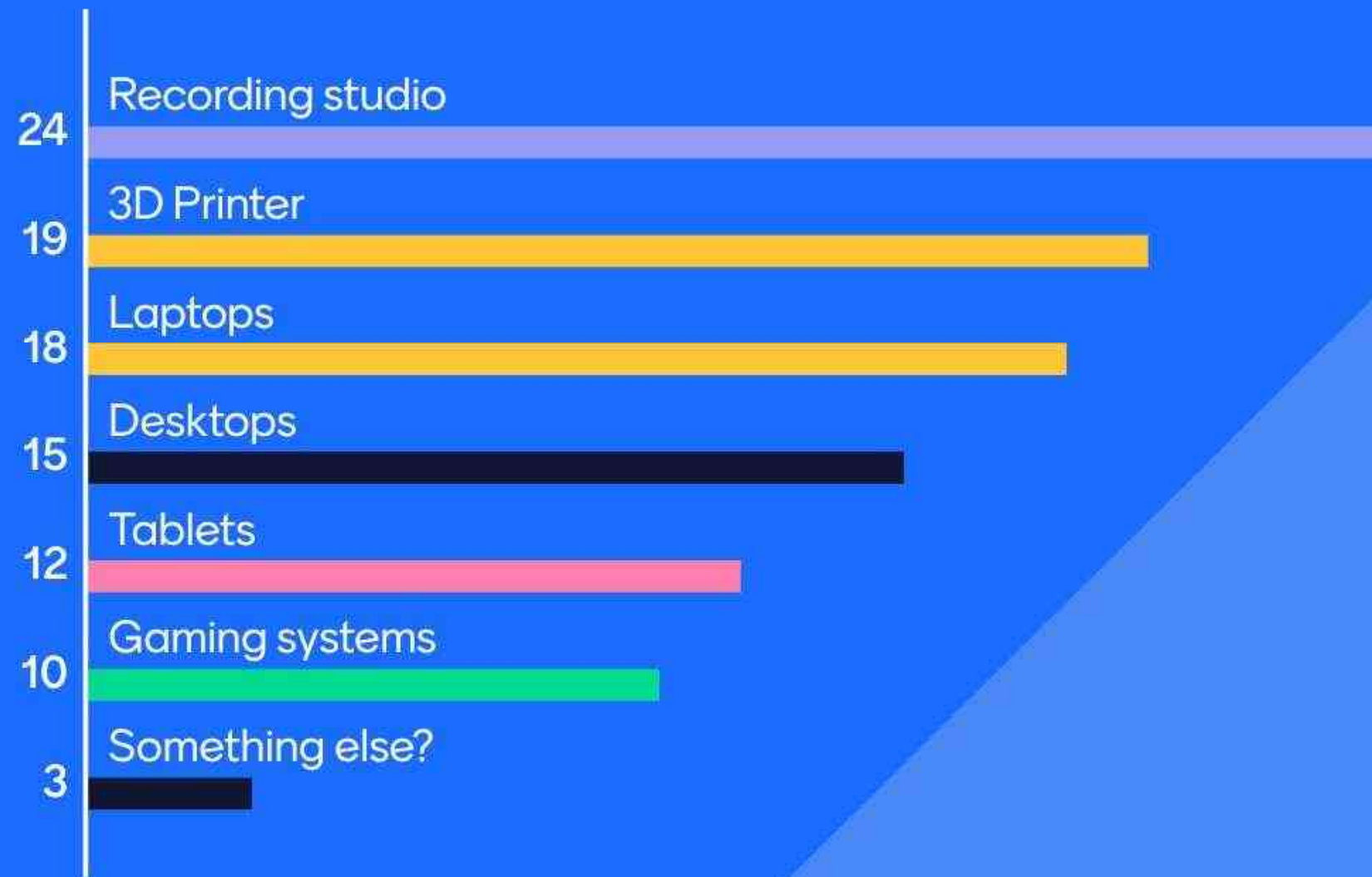
Maybe more
whiteboards we can use

Oooo a sensory rooms
does sound nice

Fun seating and like a
slime center.

Soft quiet and calm
music.

What technology would be useful?



If you selected "something else", what would that be?

Lessons of some type, not tech related but i js thought of it. Maybe like a peer-to-peer program

Cricketts

Definitely a color printer

Crochet corner

A speaker for some music and seperate headphones for everyone to use so we can listen to music

A little petting zoo

VR Headsets

we need vr headsets

If you selected "something else", what would that be?

VR headsets

What types of programs should we offer for teens?

Game nights

Karaoke nights

Talent shows

Nerf wars

Just dance

Book based game nights (nerf war for hunger games??)

Family feud game night

Art time

What types of programs should we offer for teens?

Silent disco!!!!,!!

NERF
WARSSSSSSSSSS!!!!!!!

I second game nights,
nerf wars, and book
based game nights

Karaoke nights, silent
disco and game nights.

Where do you go to do your homework?



Do you need space for group projects? If so, what type of space?

Maybe just small rooms for groups to meet

Desks and music, comfy pillows to sit on, i work on the floor. Maybe private rooms where you can play your music without headphones

Separate rooms

A quiet space with some bean bag chairs but also with people around

Some smaller some bigger

1on1 space or a quiet space for 2 people or even just you

Outside spaces protected from the elements

Soundproofish rooms for louder groups or music projects

Do you need space for group projects? If so, what type of space?

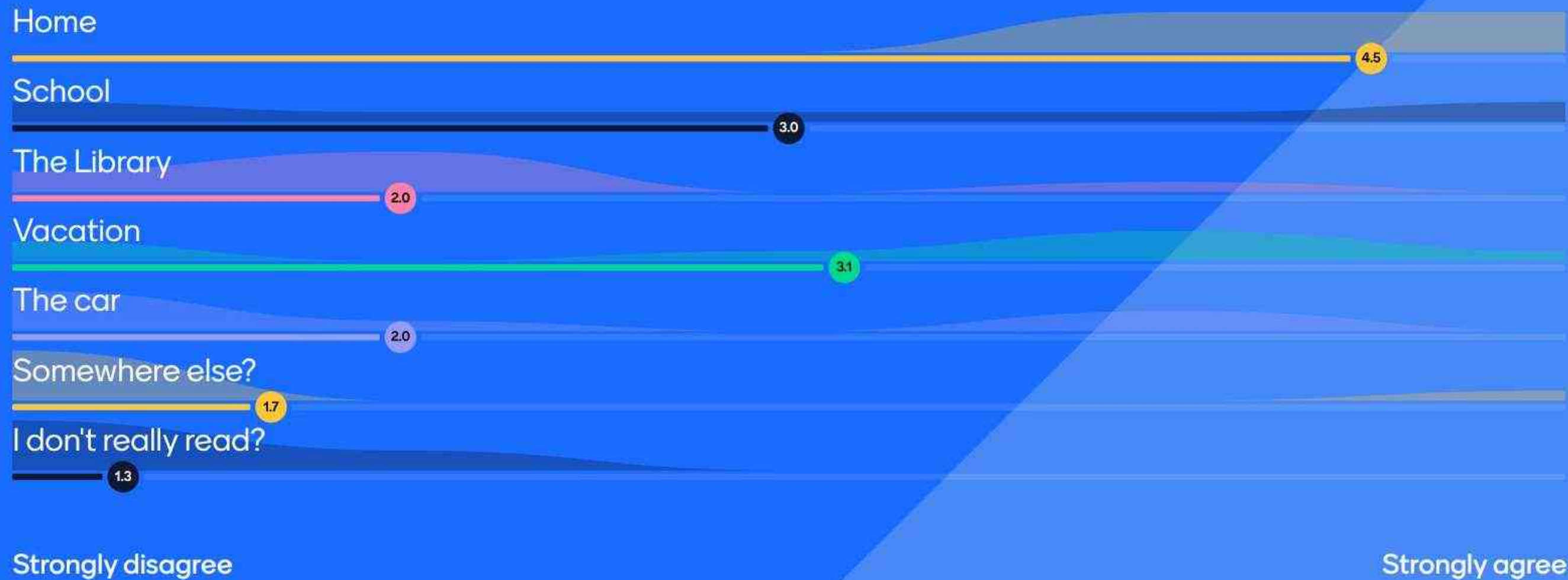
I agree with the soundproofing

Soundproofing SOUNDS great

quiet spaces with fun seating and snacks and no distractions

rooms that are soundproof

Where is the most memorable place you have read a book?



What do we need to include to make sure the new library is welcoming to teens?

Good teen books

Sensory safe places for those of us with disabilities

Mostly what we've already said, a dedicated teen space

Hammocks or bungee cord chairs which are actually very comfy

Maybe some blankets and just a nice cozy area

I like the idea of hammocks good place to read a book trust

Extra comfy chairs.

Hammocks and a space for just teens with snacks

What do you think the library's priorities should be for the future?

Book clubs

Adult lead book clubs

More teen activities, i
get sad when its just for
4 year olds

More volunteer
opportunities

Times when teens can
help read to younger
kids

A art space for teens not
little kids and maybe some
nice fidgets for whole you
read

After hours activities

Babysitting courses

What do you think the library's priorities should be for the future?

*while

Workshops for anything

Messy days

Dedicate spaces for specific groups.

Yeah more teen activities

Art spaces and days where teens do read alouds to little kids.

What questions, thoughts, or other suggestions do you have?

4 questions
8 upvotes



Quiz leaderboard

No results yet

Top Quiz participants will be displayed here once there are results!





APPENDIX E

Technology Report

TECHNOLOGY VISIONING WORKSHOP

N|V|5



- **Visioning**
 - Blue Sky/Dream/No Limits
- **Technology Images**
 - Likes, Dislikes, Applications
- **What's Working Now?**
 - Strengths in Existing Libraries
- **What's Not Working Now?**
 - Struggles in Existing Libraries
- **What Should Be?**
 - List Aspirations (Prioritize Long-Term)
 - City Standards
- **What Will Be?**
 - Rank Results (Priorities for Day 1)

PATRONS OF TODAY

- Always On, Always Connected
- Expect Full & Immediate Access to Media, Materials and Information
- Creates & Consumes Media
- Connect Living & Learning
- Some have a “Technology Gap”
- Want To Collaborate
- See the Library as the “Community Living Room” –
Want a comfortable place to hang out.




THINGS TO CONSIDER: PATRONS/STAFF

- What do Patrons come to Library for?
- What do the Patrons want from the Library?
- What technology is Patrons request?
- What technology do Staff request?
- Is your staff comfortable with technology?




AUDIO/VIDEO PRODUCTION SPACES

N|V|5



AUDIO/VIDEO PRODUCTION SPACES

N|V|5



MULTIPURPOSE ROOM

N|V|5



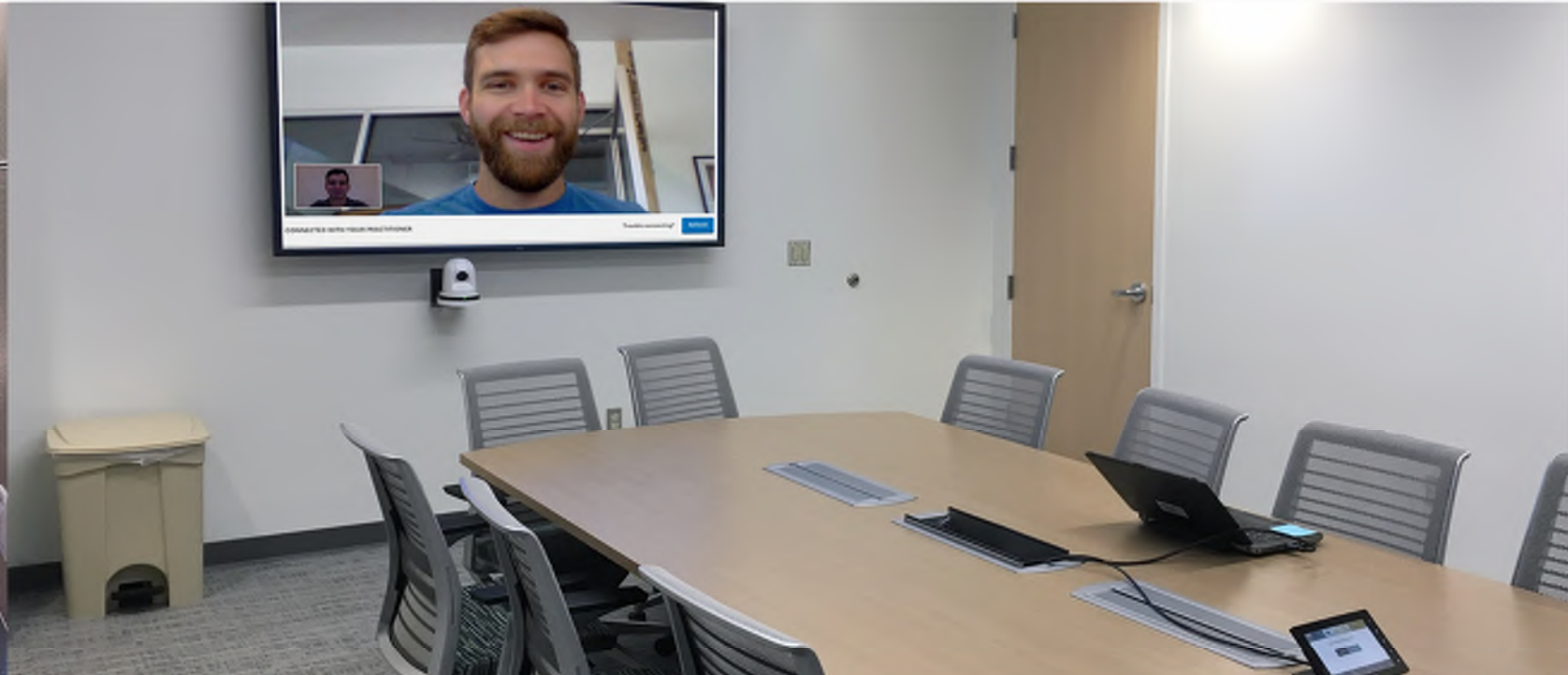
MULTIPURPOSE ROOM

N|V|5



CONFERENCE

N|V|5



TECH LEARNING LAB

N|V|5



GROUP STUDY

N|V|5



ADULT

N|V|5




TEEN

N|V|5



TEEN: AUGMENTED REALITY

N|V|5




TEEN: VIRTUAL REALITY

N|V|5



COMFORT SPACES/SPECIAL NEEDS

N|V|5



STORYTIME

N|V|5





YOUTH: INTERACTIVE MEDIA

N|V|5



TEEN/YOUTH: INTERACTIVE MEDIA

N|V|5



CURATE/PUBLIC AREAS

N|V|5



CURATE/PUBLIC AREAS

N|V|5



DIGITAL DISPLAY/ WAYFINDING/ROOM SCHEDULING



Informational Displays



Room Reservation + Room Displays as Signage



Desk Booking Screens



Meeting Room Screens



Video Wall as Signage



Wayfinding Kiosk



AV as Digital Art

DIGITAL DISPLAY/ WAYFINDING

N|V|5



DISCUSSIONS

N|V|5





