




City of Wilsonville Police

November 2021



Our School Resource Officer (SRO), Deputy Zach Keirse, has been connecting with Wilsonville's schools in a variety of ways. Pictured here, left to right, are photographs taken at the Wilsonville High School art installation for Transgender Remembrance, Lowrie Primary—where he took a quick trip down their slide, and at one of the high school's football games.

No stranger to the Wilsonville Police Department, Detective Scott Eggleston joined us in late November. He replaced Detective Corey Alexander, who promoted to a supervisory position at the Clackamas County Sheriff's Office Brook's Building.

Eggleston was hired by Clackamas County in January of 2000. By early 2004 he was working as an officer in the City of Wilsonville, until he promoted from deputy to detective in March of 2007. As a detective, Eggleston worked hundreds of cases. He comes to us from the Sheriff's Property Crimes Unit. We are extremely please to have him on board.



We heard from Joel Valenti, who wrote in to commend one of our officers. Deputy Isaac Bailey assisted him and his wife when a tire on their vehicle went flat.

Thank You

We celebrated the return of *Coffee with a Cop!* Kara Ilg, store manager of the Starbucks location at 30299 SW Boones Ferry Rd #120, hosted this event on November 17. It was a lot of fun mixing with the public and Starbucks staff.



WILSONVILLE
MONTHLY ACTIVITY REPORT
November 2021

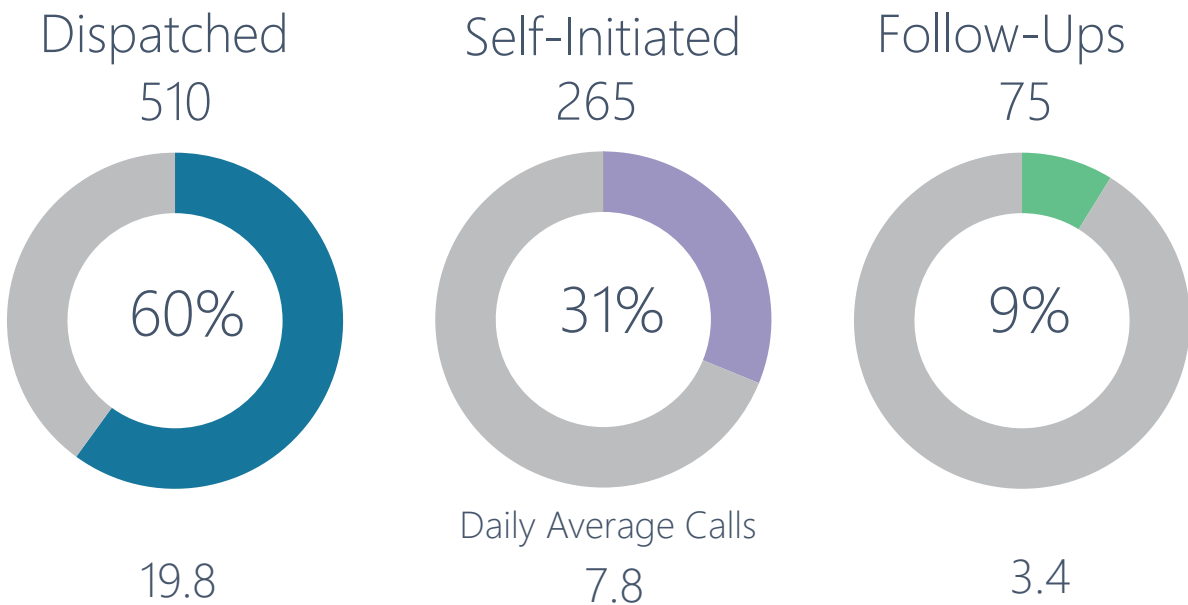
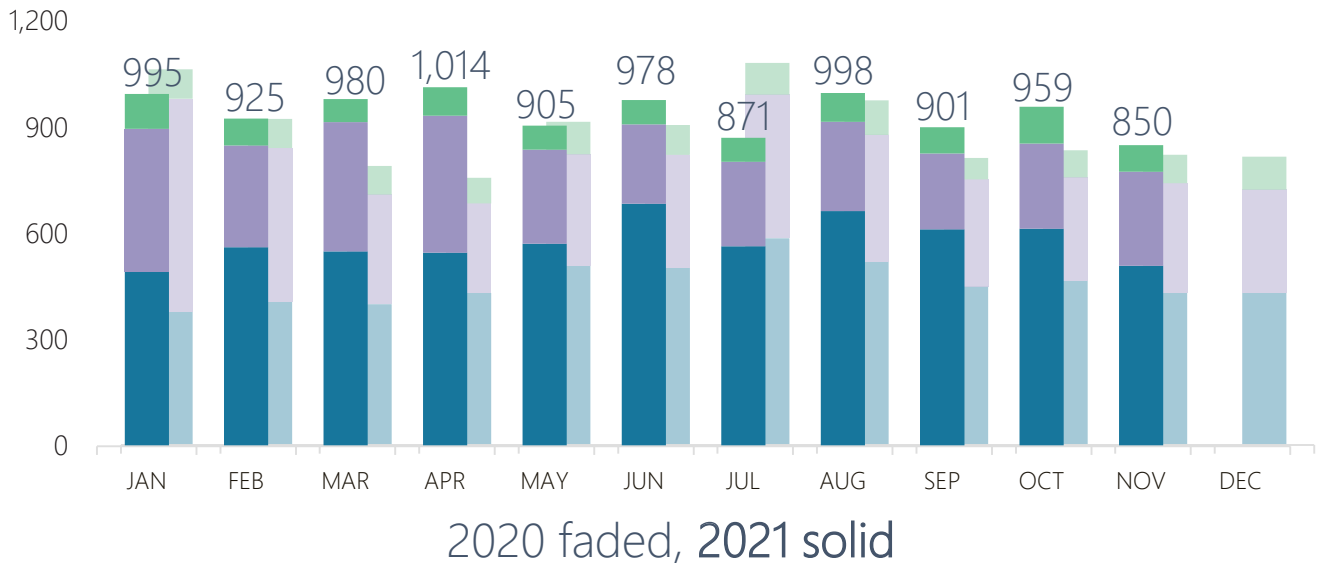


CITY OF WILSONVILLE POLICE DEPARTMENT
30000 SW Town Center Loop
Wilsonville, OR 97070

In Partnership with

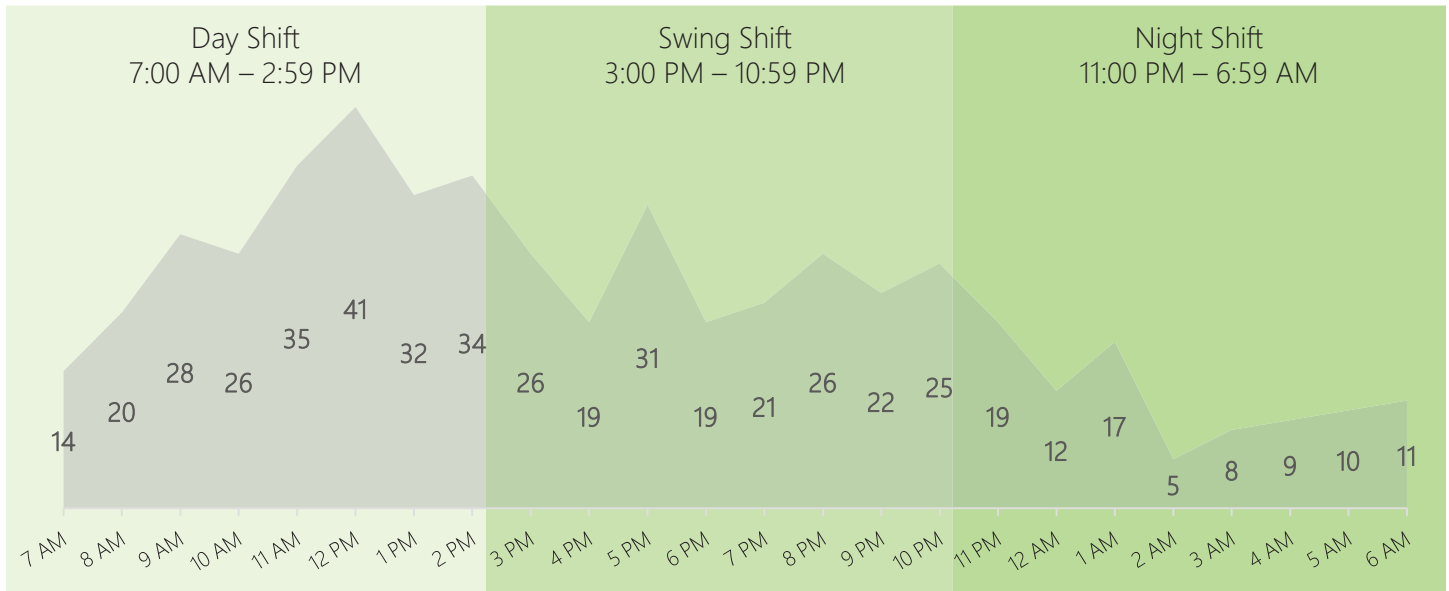


**Clackamas County
Sheriff's Office**



Median Hold & Response Times for Dispatched Calls		
Duration Type	All Calls	Priority 1 & 2 Calls
Hold Duration (Input to Dispatch)	3:41	2:01
Response Duration (Dispatch to Arrival)	6:09	5:24

Dispatched Calls for Service Breakdown by Hour of Day & Shift Time Groupings
(not actual breakdown of Wilsonville PD shift schedules)



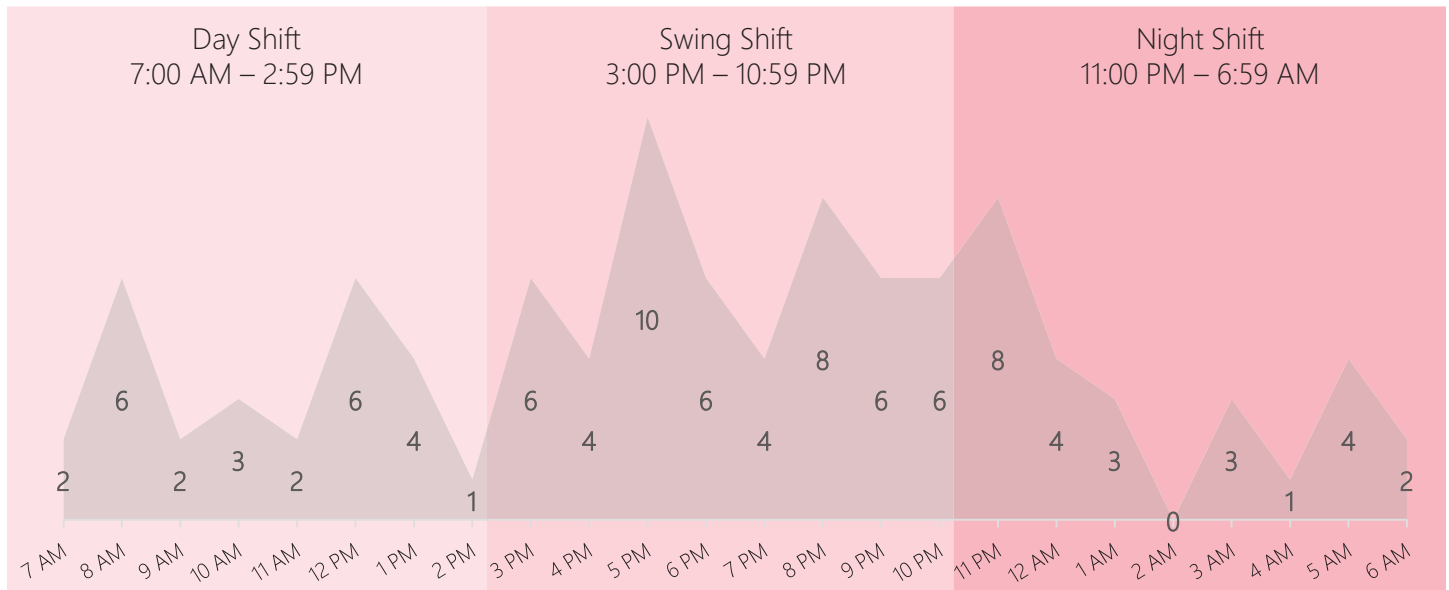
45%

37%

18%

All Calls

510 calls



25%

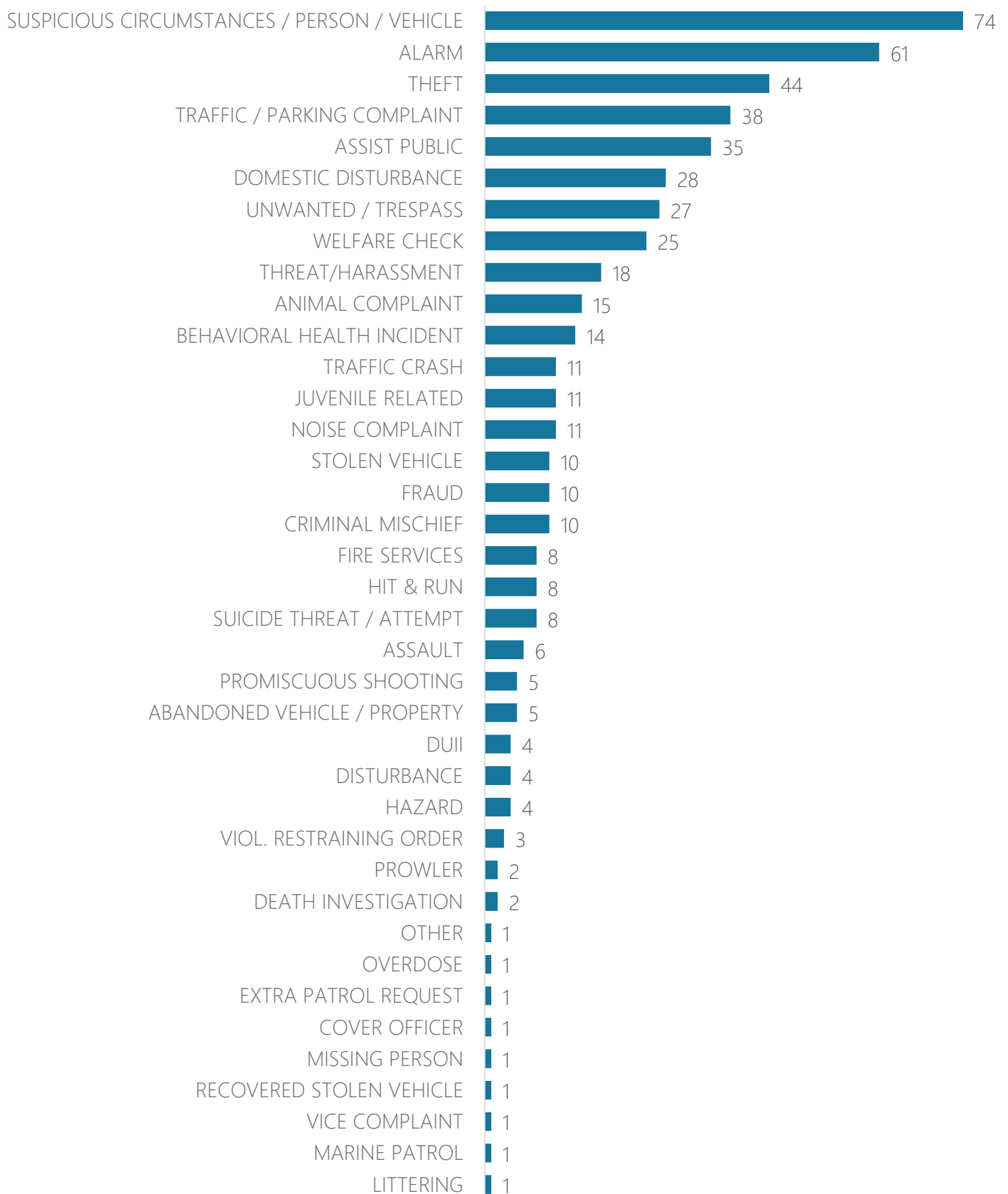
50%

25%

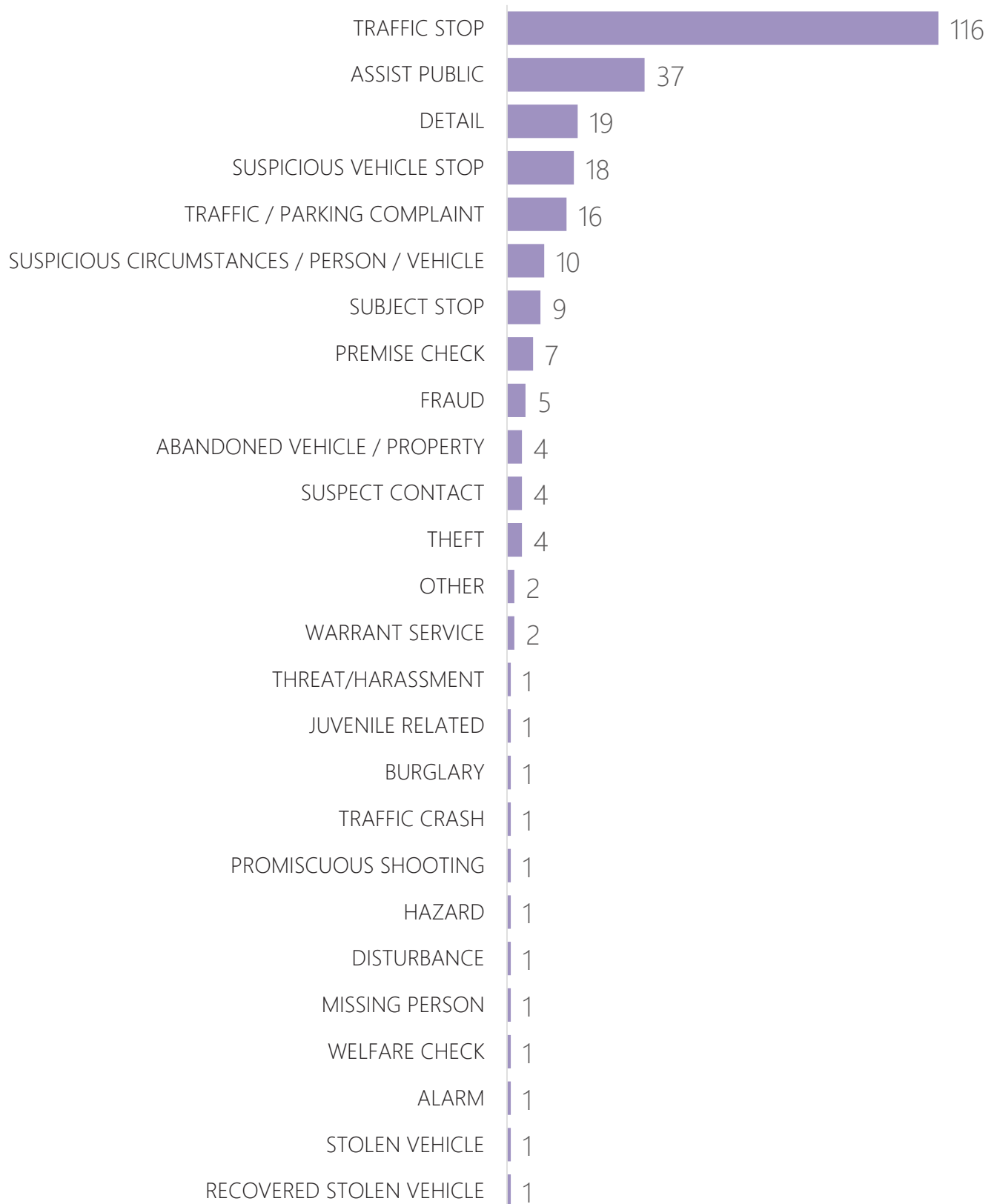
Priority 1 & 2 Calls

101 calls

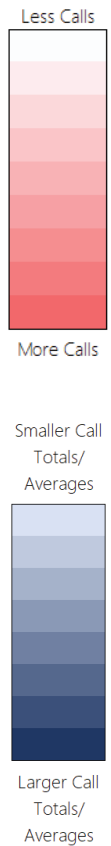
Dispatched Call Types



Self-Initiated Call Types

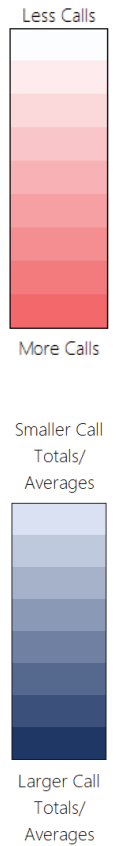


Dispatched Call Types	2020	2021										Rolling Monthly Average	
	Dec	Jan	Feb	Mar	Apr	May	Jun	Jul	Aug	Sep	Oct	Nov	
ABANDONED VEHICLE / PROPERTY	6	7	7	10	18	16	12	8	9	15	8	5	10.1
ALARM (2nd)	38	48	69	49	49	63	83	54	45	44	41	61	53.7
ANIMAL COMPLAINT	18	13	17	21	17	9	35	24	24	23	15	15	19.3
ASSAULT	2	4	7	3	2	3	13	0	9	4	6	6	4.9
ASSIST PUBLIC (5th)	28	31	34	24	31	41	44	38	41	24	28	35	33.3
BEHAVIORAL HEALTH INCIDENT	26	16	35	37	12	16	23	26	40	39	22	14	25.5
BURGLARY	8	3	1	3	0	7	6	10	7	5	4	0	4.5
COVER OFFICER	1	0	1	2	1	1	1	2	2	1	3	1	1.3
CRIMINAL MISCHIEF	16	7	7	6	12	8	19	13	8	10	9	10	10.4
DEATH INVESTIGATION	3	3	2	3	4	2	6	3	3	1	1	2	2.8
DISTURBANCE	7	7	7	4	10	4	9	4	8	6	6	4	6.3
DOMESTIC DISTURBANCE	25	35	32	33	32	39	29	23	32	23	27	28	29.8
DUII	6	4	6	3	6	7	5	7	4	4	2	4	4.8
EXTRA PATROL REQUEST	0	1	0	1	2	3	2	0	2	0	1	1	1.1
FIRE SERVICES	7	3	10	7	5	4	11	10	6	11	9	8	7.6
FRAUD	25	16	22	23	14	19	18	10	22	15	15	10	17.4
HAZARD	9	4	14	5	8	8	8	5	9	7	4	4	7.1
HIT & RUN	12	19	11	9	10	15	14	15	12	13	19	8	13.1
JUVENILE RELATED	18	10	10	10	14	25	21	12	15	22	16	11	15.3
LITTERING	0	1	0	0	0	1	1	1	0	2	0	1	0.6
MARINE PATROL	0	0	0	0	0	1	2	1	0	0	0	1	0.4
MARINE RESCUE	0	0	0	0	0	0	0	1	0	0	0	0	0.1
MENACING	0	0	1	3	1	2	1	1	1	0	1	0	0.9
MINOR IN POSSESSION	0	0	0	0	1	1	3	1	3	0	2	0	0.9
MISSING PERSON	6	7	1	5	4	4	1	3	2	6	2	1	3.5
NOISE COMPLAINT	3	15	9	6	13	12	10	15	16	8	15	11	11.1
OTHER	2	0	0	1	2	0	1	0	2	1	0	1	0.8
OVERDOSE	1	2	1	4	1	0	1	0	1	0	0	1	1.0
PREMISE CHECK	0	0	1	0	1	0	3	0	1	1	0	0	0.6
PROMISCUOUS SHOOTING	0	1	4	0	0	0	3	0	0	1	3	5	1.4
PROWLER	0	0	0	0	0	1	1	2	0	0	0	2	0.5
RECOVERED STOLEN VEHICLE	1	3	1	0	0	0	3	2	0	3	4	1	1.5
ROBBERY	0	1	0	0	0	0	1	0	0	0	1	0	0.3
SEX CRIMES	4	0	1	1	2	1	2	3	3	2	1	0	1.7
SHOOTING	1	0	0	0	1	0	0	0	0	0	0	0	0.2
STOLEN VEHICLE	7	8	7	7	1	6	11	2	15	13	11	10	8.2
SUICIDE THREAT / ATTEMPT	9	13	6	8	13	18	12	17	8	9	9	8	10.8
SUSPECT CONTACT	0	0	0	0	0	0	1	1	1	1	0	0	0.3
SUSPICIOUS CIRCUMSTANCES / PERSON / VEHICLE (1st)	77	68	74	78	88	91	89	78	78	103	89	74	82.3
THEFT (3rd)	47	46	46	37	46	23	39	38	70	51	55	44	45.2
THREAT/HARASSMENT	20	16	21	20	17	26	18	24	31	19	33	18	21.9
TRAFFIC / PARKING COMPLAINT	18	19	16	30	35	19	31	41	41	37	28	38	29.4
TRAFFIC CRASH	17	9	10	14	15	22	10	14	16	17	12	11	13.9
UNWANTED / TRESPASS	27	23	26	30	17	20	20	22	34	28	20	27	24.5
VICE COMPLAINT	4	0	3	5	7	4	3	3	3	2	3	1	3.2
VIOL. RESTRAINING ORDER	5	1	0	3	3	1	3	2	3	4	1	3	2.4
WARRANT SERVICE	0	1	0	0	1	1	3	1	2	1	0	0	0.8
WELFARE CHECK (4th)	22	28	42	45	31	28	53	28	35	37	27	25	33.4
Grand Total	526	493	562	550	547	572	685	565	664	613	553	510	570.0



*Top 5 dispatched call types in last 12 months in red

Self-Initiated Call Types	2020	2021											Rolling Monthly Average
	Dec	Jan	Feb	Mar	Apr	May	Jun	Jul	Aug	Sep	Oct	Nov	
ABANDONED VEHICLE / PROPERTY	6	2	5	4	4	5	10	6	10	8	7	4	5.9
ALARM	0	2	0	1	1	1	1	2	0	0	0	1	0.8
ANIMAL COMPLAINT	2	1	3	1	0	1	1	0	2	0	1	0	1.0
ASSAULT	0	1	0	0	0	0	0	0	0	0	0	0	0.1
ASSIST PUBLIC (3rd)	22	21	16	20	27	26	28	26	30	43	40	37	28.0
BEHAVIORAL HEALTH INCIDENT	0	0	2	0	1	0	0	0	1	1	2	0	0.6
BURGLARY	0	1	0	0	0	0	0	0	0	0	0	1	0.2
COVER OFFICER	0	0	0	0	0	0	0	0	0	0	1	0	0.1
CRIMINAL MISCHIEF	0	0	0	0	1	1	0	0	1	1	1	0	0.4
DETAIL	0	0	0	0	0	0	0	0	0	0	0	19	1.6
DISTURBANCE	1	0	0	0	0	0	0	0	0	0	0	1	0.2
DOMESTIC DISTURBANCE	1	1	1	0	0	0	1	1	1	0	0	0	0.5
DUII	0	0	0	0	0	0	1	0	0	0	0	0	0.1
EXTRA PATROL REQUEST	0	1	1	1	0	3	2	0	0	4	1	0	1.1
FIRE SERVICES	0	1	0	0	0	0	0	0	0	0	0	0	0.1
FRAUD	0	2	2	2	0	3	0	3	0	3	2	5	1.8
HAZARD	2	4	19	4	2	1	1	1	4	2	1	1	3.5
HIT & RUN	0	0	0	0	0	2	0	1	1	0	0	0	0.3
JUVENILE RELATED	0	1	0	1	0	0	0	0	1	0	4	1	0.7
K9 REQUEST	0	2	1	0	0	0	0	0	0	0	0	0	0.3
MISSING PERSON	0	0	0	0	0	0	0	0	0	0	0	1	0.1
NOISE COMPLAINT	0	0	1	0	0	0	0	1	0	0	0	0	0.2
OTHER	2	4	2	12	13	7	2	5	2	6	4	2	5.1
PREMISE CHECK (4th)	51	47	12	13	13	12	8	8	8	2	1	7	15.2
PROMISCUOUS SHOOTING	0	0	0	0	0	0	0	0	0	0	0	1	0.1
PURSUIT	0	1	0	1	2	2	2	2	1	0	0	0	0.9
RECOVERED STOLEN VEHICLE	3	1	0	1	3	1	0	0	0	1	0	1	0.9
SEX CRIMES	1	0	0	0	0	0	0	0	0	0	0	0	0.1
STOLEN VEHICLE	1	0	0	0	0	1	0	0	0	1	0	1	0.3
SUBJECT STOP	14	20	12	13	10	13	15	13	10	2	8	9	11.6
SUICIDE THREAT / ATTEMPT	0	0	0	0	0	0	0	0	0	0	1	0	0.1
SUSPECT CONTACT	0	3	1	1	2	3	2	1	2	0	1	4	1.7
SUSPICIOUS CIRCUMSTANCES / PERSON / VEHICLE	4	7	5	1	4	4	7	3	3	3	4	10	4.6
SUSPICIOUS VEHICLE STOP (2nd)	83	84	51	75	39	41	48	39	25	20	9	18	44.3
THEFT	1	1	1	0	0	1	1	0	2	2	2	4	1.3
THREAT/HARASSMENT	1	0	0	0	0	0	0	2	0	1	0	1	0.4
TRAFFIC / PARKING COMPLAINT (5th)	6	10	7	18	16	15	8	5	12	13	19	16	12.1
TRAFFIC CRASH	2	0	0	2	1	1	1	2	3	0	1	1	1.2
TRAFFIC STOP (1st)	152	184	143	191	244	120	84	115	130	99	113	116	140.9
UNWANTED / TRESPASS	0	0	0	1	0	1	0	0	0	0	0	0	0.2
VICE COMPLAINT	0	0	0	0	0	0	0	1	0	0	0	0	0.1
WARRANT SERVICE	0	0	0	2	1	0	1	1	2	1	2	2	1.0
WELFARE CHECK	0	1	2	0	2	1	0	0	1	1	0	1	0.8
Grand Total	355	403	287	365	386	266	224	238	252	214	225	265	290.0



*Top 5 dispatched call types in last 12 months in red

Dispatched Call Types

Dispatched	November		%
	2020	2021	Difference
PROMISCUOUS SHOOTING	1	5	400%
ASSAULT	2	6	200%
HIT & RUN	3	8	167%
NOISE COMPLAINT	7	11	57%
ANIMAL COMPLAINT	10	15	50%
STOLEN VEHICLE	7	10	43%
TRAFFIC / PARKING COMPLAINT	27	38	41%
DOMESTIC DISTURBANCE	22	28	27%
ASSIST PUBLIC	30	35	17%
THEFT	39	44	13%
UNWANTED / TRESPASS	25	27	8%
SUSPICIOUS CIRCUMSTANCES / PERSON / VEHICLE	70	74	6%
ALARM	60	61	2%
COVER OFFICER	1	1	0%
WELFARE CHECK	27	25	-7%
FIRE SERVICES	9	8	-11%
JUVENILE RELATED	13	11	-15%
THREAT/HARASSMENT	23	18	-22%
VIOL. RESTRAINING ORDER	4	3	-25%
TRAFFIC CRASH	15	11	-27%
CRIMINAL MISCHIEF	14	10	-29%
DISTURBANCE	6	4	-33%
SUICIDE THREAT / ATTEMPT	13	8	-38%
HAZARD	7	4	-43%
FRAUD	18	10	-44%
BEHAVIORAL HEALTH INCIDENT	27	14	-48%
ABANDONED VEHICLE / PROPERTY	10	5	-50%
DEATH INVESTIGATION	4	2	-50%
RECOVERED STOLEN VEHICLE	2	1	-50%
DUII	12	4	-67%
EXTRA PATROL REQUEST	3	1	-67%
MISSING PERSON	3	1	-67%
VICE COMPLAINT	3	1	-67%
BURGLARY	3	0	-100%
MINOR IN POSSESSION	2	0	-100%
SEX CRIMES	2	0	-100%
SUSPECT CONTACT	2	0	-100%
WARRANT SERVICE	1	0	-100%
LITTERING	0	1	NC
MARINE PATROL	0	1	NC
OTHER	0	1	NC
OVERDOSE	0	1	NC
PROWLER	0	2	NC
Grand Total	527	510	-3%

Increase

Decrease

NC = Not Calculable. A percentage difference is not calculable when the older value equals 0, as the newer value cannot divide into 0.

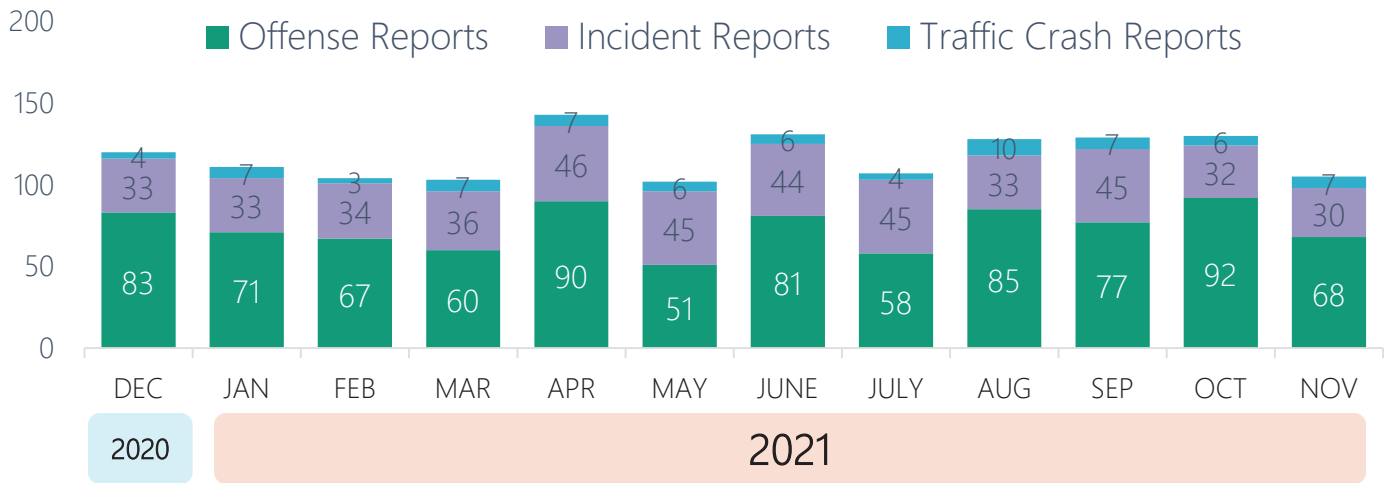
Self-Initiated Call Types

Self-Initiated Call Type	November		% Difference
	2020	2021	
WARRANT SERVICE	1	2	100%
SUSPICIOUS CIRCUMSTANCES / PERSON / VEHICLE	6	10	67%
ASSIST PUBLIC	24	37	54%
TRAFFIC / PARKING COMPLAINT	11	16	45%
SUSPECT CONTACT	3	4	33%
SUBJECT STOP	7	9	29%
RECOVERED STOLEN VEHICLE	1	1	0%
TRAFFIC STOP	155	116	-25%
TRAFFIC CRASH	2	1	-50%
ABANDONED VEHICLE / PROPERTY	9	4	-56%
OTHER	6	2	-67%
WELFARE CHECK	3	1	-67%
PREMISE CHECK	33	7	-79%
HAZARD	5	1	-80%
SUSPICIOUS VEHICLE STOP	96	18	-81%
ANIMAL COMPLAINT	2	0	-100%
BEHAVIORAL HEALTH INCIDENT	1	0	-100%
CRIMINAL MISCHIEF	1	0	-100%
EXTRA PATROL REQUEST	7	0	-100%
FIRE SERVICES	1	0	-100%
SUICIDE THREAT / ATTEMPT	1	0	-100%
UNWANTED / TRESPASS	1	0	-100%
ALARM	0	1	NC
BURGLARY	0	1	NC
DISTURBANCE	0	1	NC
FRAUD	0	5	NC
JUVENILE RELATED	0	1	NC
MISSING PERSON	0	1	NC
PROMISCUOUS SHOOTING	0	1	NC
STOLEN VEHICLE	0	1	NC
THEFT	0	4	NC
THREAT/HARASSMENT	0	1	NC
DETAIL	0	19	NC
Grand Total	376	265	-30%

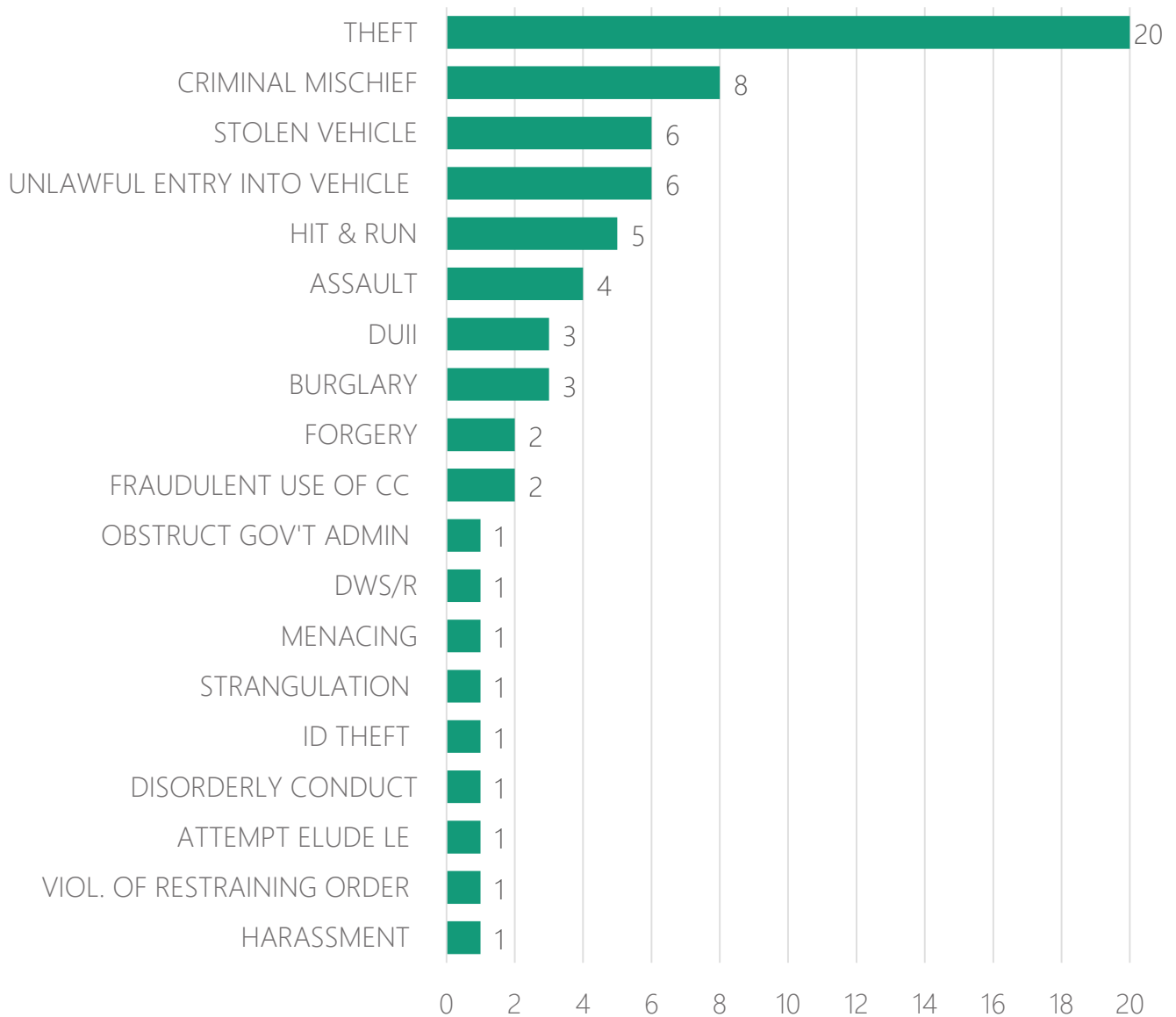
Increase

Decrease

Monthly Reports Written

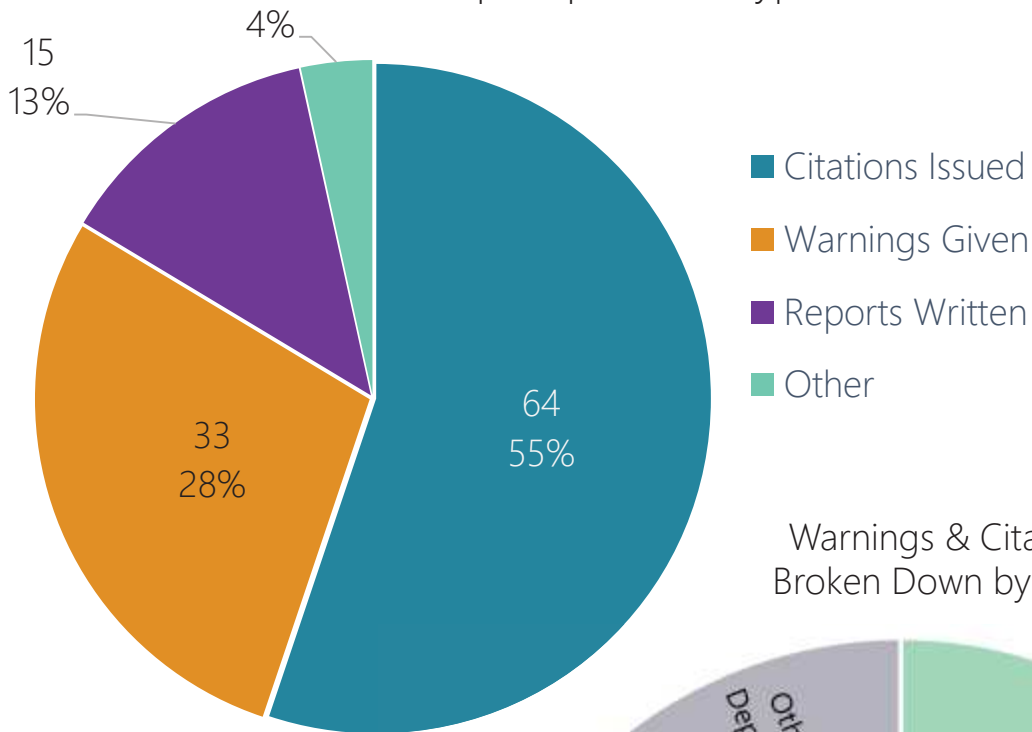


Offense Reports Written Breakdown by Top Charge



In November 2021, **116** traffic stops were made within the city limits, resulting in **64** citations issued, **33** warnings given, and **15** offense/incident report created. Of the **64** citations issued, **127** violations were included (see next slide).

4 Traffic Stop Dispositions Types

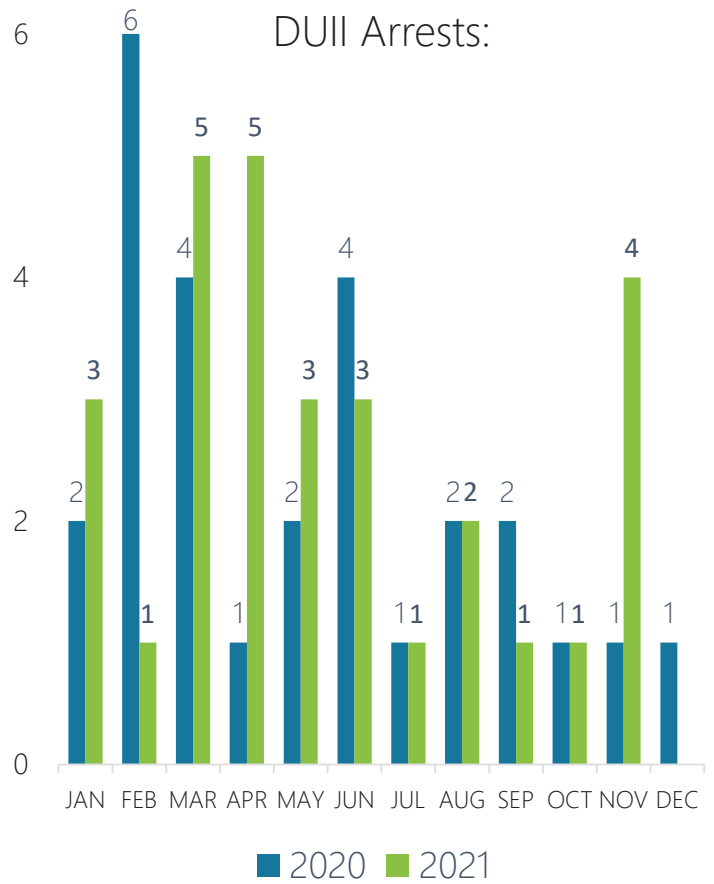
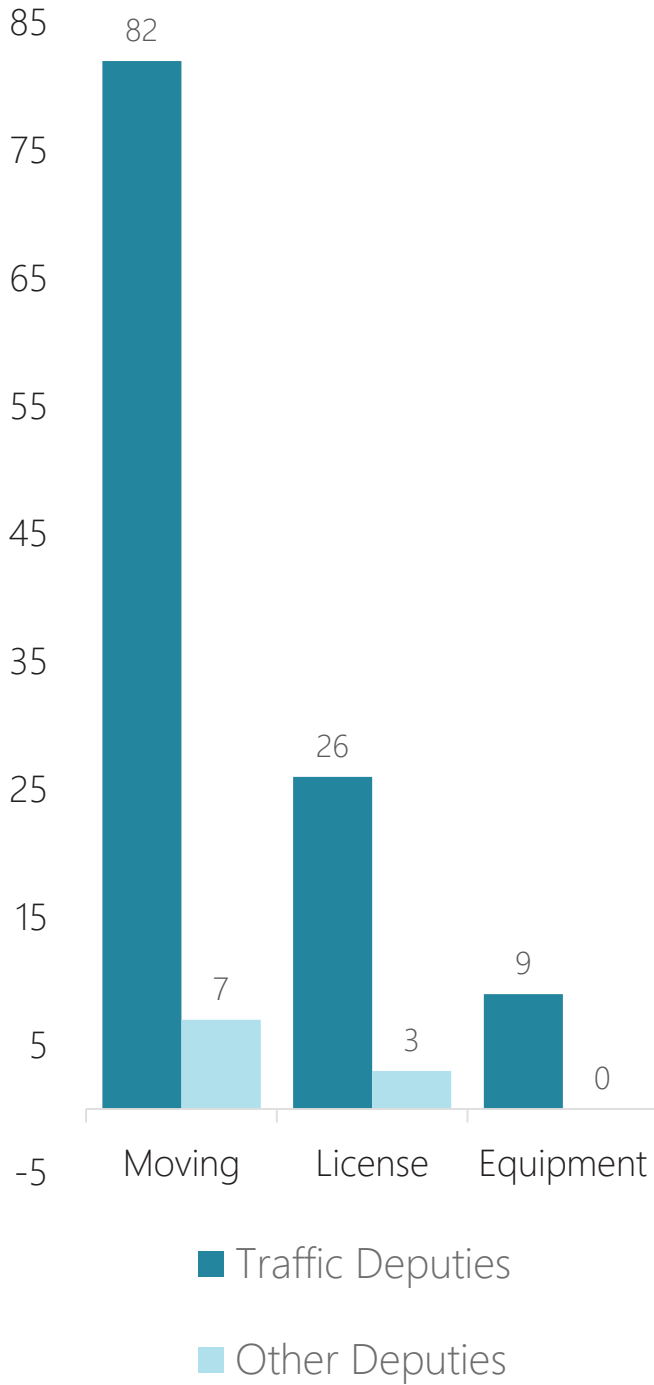


Warnings & Citations Issued Broken Down by Deputy Type

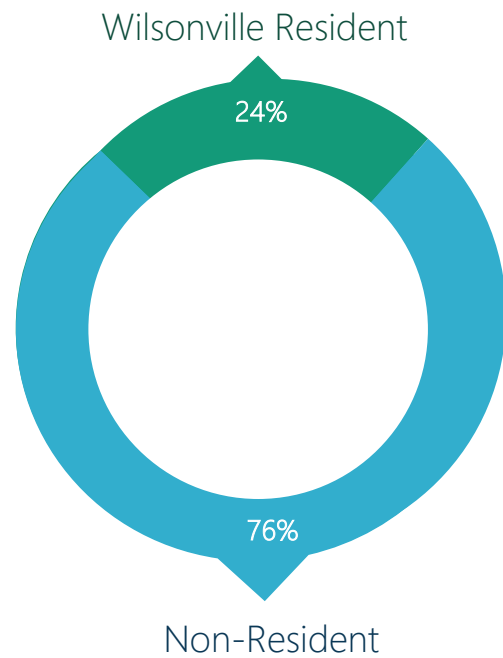


Citation Types Issued:

Of the 64 citations issued, 127 violations were included in the following types:



Driver's Residency of Traffic Stop Subject (according to DL):



Map #	Case	Date	Address
1	21-024453	Nov 11	28455 SW BOONES FERRY RD
2	21-024646	Nov 13	SW WILSONVILLE RD & I5 FWY NB
3	21-024663	Nov 14	ELLIGSEN-I5 RAMP SB & SW BOONES FERRY RD
4	21-025131	Nov 19	8283 SW WILSONVILLE RD
5	21-025298	Nov 21	25925 SW HEATHER PL
6	21-025559	Nov 24	SW WILSONVILLE RD & SW TOWN CENTER LOOP W
7	21-025791	Nov 28	SW RIDDER RD & SW 95TH AVE

Map of Traffic Crash Reports

