



Design a Poster to Share at Lowrie's International Festival!

Save the Date: Lowrie's International Festival is Friday June 3rd at 6pm

Design a poster to share your family's heritage:

The Lowrie PTA invites all families to create a poster and share more about their ancestral or cultural heritage with our community. The information on your family's poster could include the size and population of a country significant to your family, the country's flag, popular cuisine, spiritual or religious practices, and other cultural traditions. On the evening of June 3, you can share your poster with our community at a booth set up outside of Lowrie.

RSVP by returning this form (see reverse side) to your child's teacher or by emailing the information to the Lowrie PTA's VP of Diversity and Inclusion, Maegan Parker Brooks:

mpbrooks@willamette.edu. Please RSVP to reserve your booth by Friday May 20.

2022 Lowrie International Festival RSVP Form

1. Your Contact information (name, email and/or phone number):

2. Your Child/Children's names and grades:

3. The Country and/or cultural heritage you plan to share:

4. The PTA is putting together an **International Festival playlist**, do you have a recommendation of a song that is connected to the culture you are presenting about that we should include:

5. The PTA is putting together an **International Festival Book of Recipes**. Do you have a recipe that is connected to the culture you are presenting about to share with us? If so, we invite you to attach it here or email it to the address above.

6. Is there anything else you would like to share with/at the Festival? We welcome performing arts, led art projects, and more!


Poster-making supplies are available at the front office. Thank you for your contribution!

Some ideas to get started! Full size templates will be available at the front office.


All About a Country

Who is the main leader of the country?

What position does he or she hold?



Draw and color the country's flag.



If you were to travel from your city to the country's capital, how many miles would you travel?


Quick Information


Population: _____ Continent: _____

Main language: _____ Hemisphere: _____

Capital city: _____ Land area: _____

Draw a colored arrow that points to the location of the country.






List three interesting facts about the country:

1. _____
2. _____
3. _____

Draw and color the country's outline. Label its capital city.

What countries and/or oceans border the country?




Special Holidays and Traditions

Name a special holiday or tradition celebrated in the country, and draw a picture to represent the event or custom.

Write a paragraph that explains why you would or would not like to visit this country.

Draw and label one of the country's natural resources or products.

How do you say hello in the country? Write the word(s) and pronunciation.



by: _____

© 2011 Houghton Mifflin Harcourt Publishing Company. All rights reserved. Houghton Mifflin Harcourt Publishing Company is a trademark of Houghton Mifflin Harcourt Publishing Company.