

Roll-Out Access Pathway



Mobi-Mat® RecPath™ is a portable and removable rollout access pathway for pedestrians, wheelchair users, strollers, bicycles and ATVs.

ADA/ABA/ AODA - Compliant

Firm, safe and stable, easy for any type of wheelchair, stroller or walker to maneuver on – providing a smooth continuous surface without gaps.

Environmentally Friendly

Made of 100% recycled polyester, Mobi-Mat® RecPath™ contributes to the environment by utilizing recycled plastics.



RecPath™ channels traffic along designated areas to protect sensitive dunes.

Safe and Cool Pathway

Cool surface: permeability and 3-D design provide a comfortable surface to barefoot and disabled people. The brown AFX Mobi-Mat® Recpath™ eliminates the risk of injury commonly caused by splintered wood boards or exposed nails/screws.

Lightweight and Easy Installation

Mobi-Mat® is only 0.27 lbs/sqft, facilitating installation and retrieval of a 50' long section by two persons in ten minutes. Installation and retrieval can be performed by one person when using our Mobi-Roller™.





Color: Golden Sand

Perfect match with **natural environment**. It is great for visually impaired persons.

Low Maintenance:

The Mobi-Mat® permeable structure allows sand to filter through, without sinking into the sand. Mobi-Mat® RecPath™ is easily maintained by sweeping any excess sand build up with a broom or with a leaf blower.



Product Trade-mark	Material	Grade	Color	Part Number	Roll Dimensions*			Roll weight (lbs)			
					Width (ft)	Length (ft)	Diameter (in)				
 Mobi-Mat®	 100% Recycled Polyester	 0.27	 Golden Sand	206 587	5	16.5	12	22			
				206 589		33	14	45			
				215 070		50	16	68			
				215 072		82	18	111			
				215 074	100	20	135	6.5	16.5	12	29
				206 588	33	14	58				
				215 069	50	16	88				
				215 071	82	18	144				
				215 073	100	20	176				

Anchorage included in the kit:

- X connection



- Staples



* For any customized length, please contact DMS Inc. Phone# (973) 928-3040
 The installation sheet can be downloaded on www.mobi-mat-chair-beach-access-dms.com

Each kit is equipped with end connectors and eyelets to insert the staples provided in the kit.

- The installation sheet can be downloaded on www.mobi-mat-chair-beach-access-dms.com



- Discover our complete range on www.mobi-mat-chair-beach-access-dms.com



5' & 6.5' wide RecPath™



RecPath™ Sign



Mobi-Roll'N Stow™



6.5' & 10' wide VMM™



DESCHAMPS MATS SYSTEMS INC.

218 Little Falls Road, Unit 12
 Cedar Grove NJ 07009, USA

☎ : + 1 973 928 3040

✉ : info@mobi-mat.com



www.mobi-mat.com

- mobi-mat.access
- MobiMatUS
- reccpath Mobi-Mat
- company/deschamps