



TVPFIR[®]

STATE OF THE DISTRICT

2023

TVF&R's Mission

Creating Safer Communities

- ✓ Prevention
- ✓ Preparedness
- ✓ Effective Emergency Response





Recruitment Academies Promotions

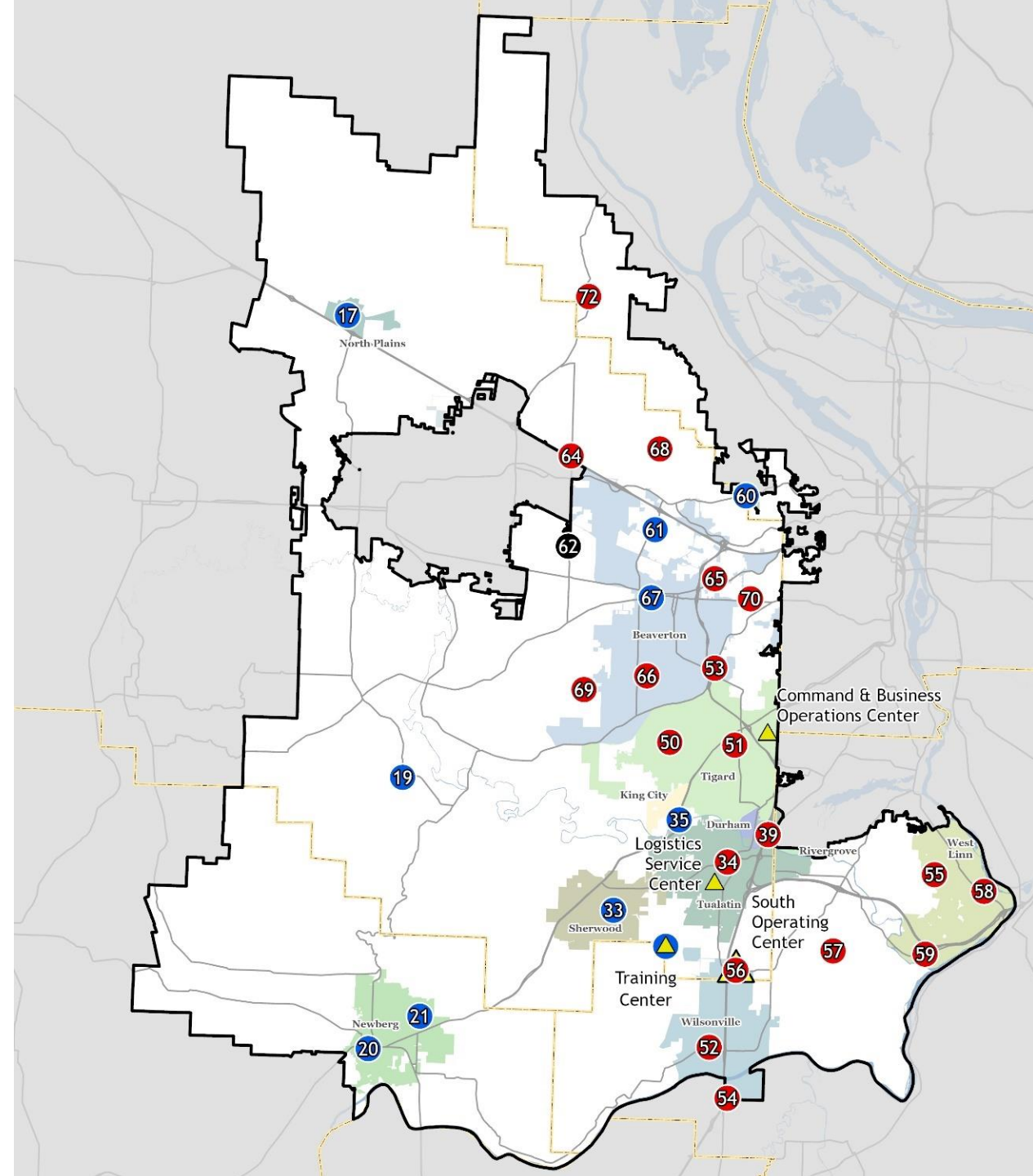
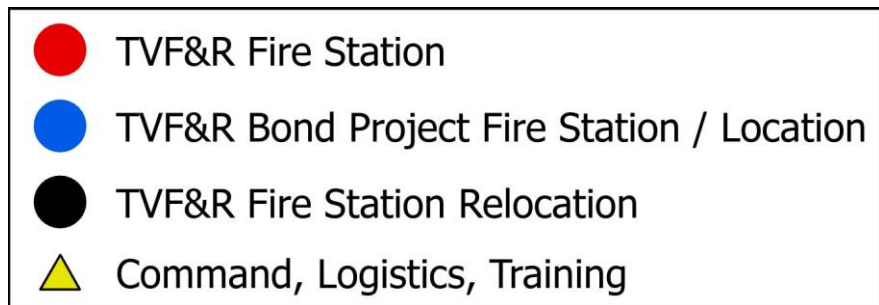


**Oh hey, you're
already here.**

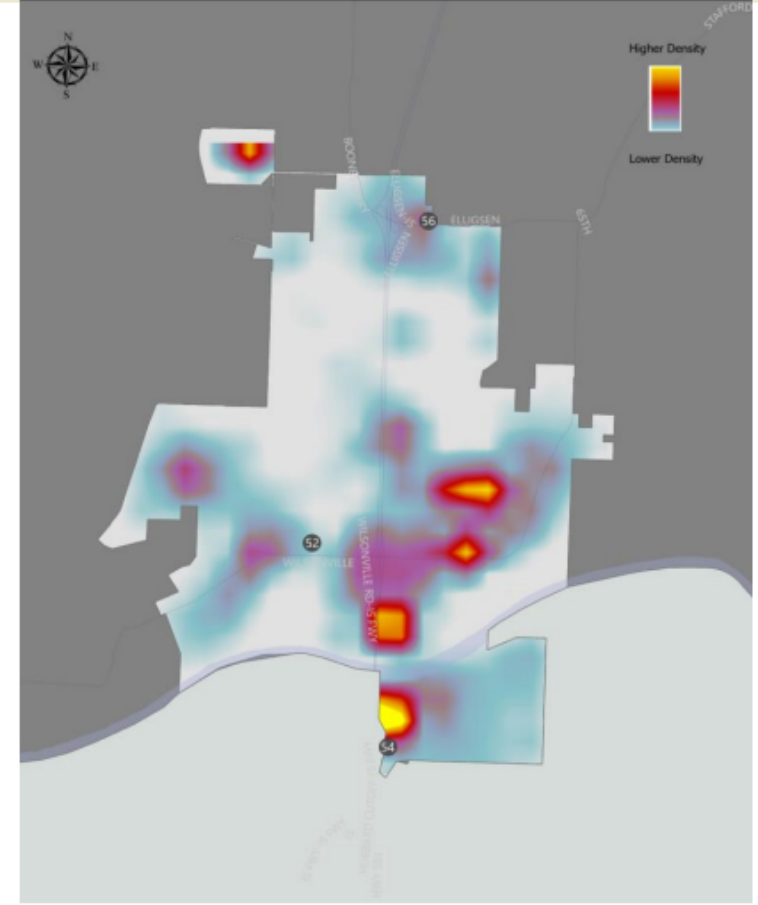
***simulated emergency response**

Bond Update

- 1 Relocate an Existing Fire Station
- 2 Fund Fire Station Improvements
- 3 Upgrade Training Center
- 4 Replace Response Vehicles
- 5 Purchase Land for Future Stations

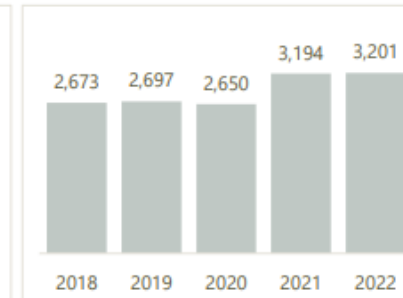
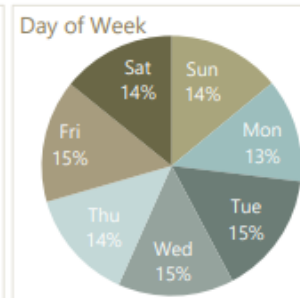
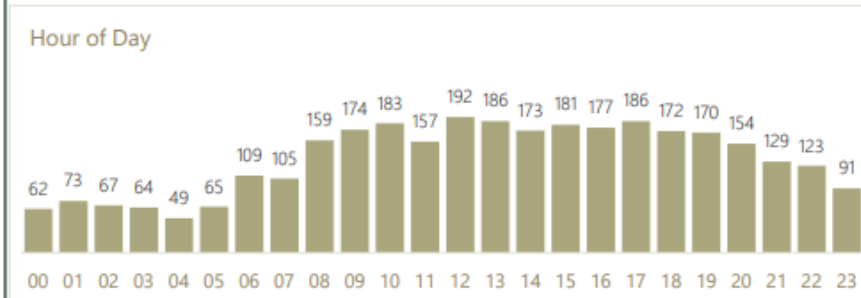


Total Incidents 3,201							
EMS	FIRE	HAZARD	SERVICE	GOOD INTENT	FALSE ALARM	NATURAL CONDITION	OTHER
Dispatched As							
2,669 83.4%	268 8.4%	17 0.5%	247 7.7%	0 0.0%	0 0.0%	0 0.0%	0 0.0%
Situation Found							
2,476 77.4%	58 1.8%	52 1.6%	103 3.2%	264 8.2%	244 7.6%	0 0.0%	4 0.1%
Incident Sub-Categories							
Structure Fires	Cooking Fires	Vehicle Fires	Vegetation Fires	Other Fires	Critical Patients*	MVC with Injury	MVC Unknown Injury
5	2	9	24	18	722	84	65
Structure Fire Types				*Critical Patients: cardiac arrest, chest pain, stroke, seizure, breathing problem, drowning, respiratory distress, respiratory arrest, or trauma system entry.			
Residential	Commercial			*MVC= motor vehicle crash.			
3	2						



Total Incidents: 3,201

2022



Station	Percentage
Station 52	44%
Station 54	33%
Station 56	18%

Data Filters: no test, information, interfacility transports, or mobile health care incidents.

Depending on incident severity, units from multiple stations may respond to a single incident.



**Total Training
Hours:
101,995**

**Non-EMS/Fire
Training
Hours:
80,135**

**EMS Training
Hours:
21,860**

2022





Risk Reduction & Education

2022

588 events

28,343 contacts



**Tualatin Valley
Fire & Rescue**

PARAMEDIC UNIT

Service with Compassion


M35



www.tvfr.com



May 2024 Levy Replacement



TVF&R Levy Expires
June 2025



Research & Planning
In Progress



Questions?
