

EXISTING LEGEND

---	PROPERTY LINE	⊗	STORM MANHOLE
- - - -	EASEMENT LINE	□	CATCH BASIN
SD	STORM LINE	○	CLEANOUT/ROOF DRAIN
SS	SEWER LINE	○	SEWER MANHOLE
W	WATER LINE	⊗	FIRE HYDRANT
G	GAS LINE	⊗	WATER METER
UGP	UNDERGROUND POWER LINE	⊗	WATER VALVE
OHP	OVERHEAD POWER LINE	⊗	GAS METER
T	COMMUNICATIONS LINE	⊗	GAS VALVE
□	FENCE	□	ELECTRICAL VAULT/BOX
XX0	MAJOR CONTOUR	⊗	LIGHT POLE
XX1	MINOR CONTOUR	○	UTILITY POLE
- - - -	EDGE OF BRUSH	→	UTILITY POLE ANCHOR
---	CURB	⊗	SIGN
---	EXTG BUILDING	⊗	MAILBOX
---	BUILDING EAVE	⊗	CONIFEROUS TREE
---	WALL	⊗	DECIDUOUS TREE
---	ASPHALT	⊗	SEPTIC TANK
---	CONCRETE		
---	GRAVEL PATH		

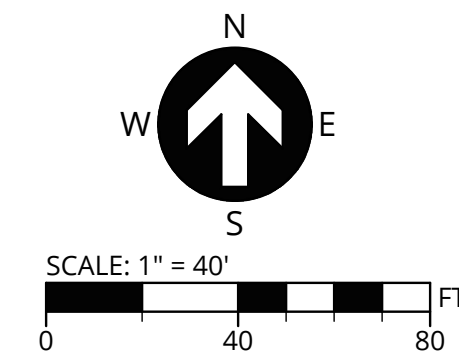
EXISTING CONDITIONS PLAN

THIS PLAN HAS BEEN PREPARED FOR ILLUSTRATIVE PURPOSES ONLY. SITE BACKGROUND INFORMATION AND FEATURES HAVE BEEN GENERATED FROM A COMBINATION OF PUBLIC GIS DATA SOURCES, AERIAL PHOTOS, TAX ASSESSOR MAPS, PHYSICAL SITE OBSERVATIONS AND A TOPOGRAPHIC MAP PROVIDED BY COMPASS LAND SURVEYORS. PROPOSED SITE FEATURES ARE PRELIMINARY IN NATURE AND SUBJECT TO CHANGE. NO WARRANTY OR GUARANTEE IS EXPRESSED OR IMPLIED.

SURVEYORS' NOTES

- VERTICAL DATUM IS 1988 OREGON REAL TIME GNSS NETWORK (ORGN).
- HORIZONTAL DATUM IS OREGON COORDINATE REFERENCE SYSTEM, PORTLAND ZONE, BASED UPON OBSERVATIONS TIED TO THE OREGON REAL TIME GNSS NETWORK (ORGN) NAD '88 (2011) EPOCH 2010.00.
- UTILITY INFORMATION SHOWN ON THIS MAP IS BASED UPON OBSERVED FEATURES AND UTILITY LOCATES. NO WARRANTIES ARE MADE REGARDING THE ACCURACY OR COMPLETENESS OF THE UTILITY INFORMATION SHOWN. ADDITIONAL UTILITIES MAY EXIST. INTERESTED PARTIES ARE HEREBY ADVISED THAT UTILITY LOCATIONS SHOULD BE VERIFIED PRIOR TO DESIGN OR CONSTRUCTION OF ANY CRITICAL ITEMS.
- CONTOUR INTERVAL IS ONE FOOT.
- TOPOGRAPHIC FEATURES SHOWN ON THIS MAP WERE LOCATED USING STANDARD PRECISION TOPOGRAPHIC MAPPING PROCEDURES. THIRD PARTY USERS OF DATA FROM THIS MAP PROVIDED VIA AUTOCAD DRAWING FILES OR DATA EXCHANGE FILES SHOULD NOT RELY ON ANY AUTOCAD GENERATED INFORMATION WHICH IS BEYOND THE LIMITS OF PRECISION OF THIS MAP. THIRD PARTIES USING DATA FROM THIS MAP IN AN AUTOCAD FORMAT SHOULD VERIFY ANY ELEMENTS REQUIRING PRECISE LOCATIONS PRIOR TO COMMENCEMENT OF ANY CRITICAL DESIGN OR CONSTRUCTION. CONTACT COMPASS LAND SURVEYORS FOR FURTHER INFORMATION. FURTHERMORE, COMPASS LAND SURVEYORS WILL NOT BE RESPONSIBLE NOR HELD LIABLE FOR ANY DESIGN OR CONSTRUCTION RELATED PROBLEMS THAT ARISE OUT OF THIRD PARTY USAGE OF THIS MAP (IN AUTOCAD OR OTHER FORMAT) FOR ANY PURPOSE OTHER THAN SPECIFICALLY STATED HEREIN. THIS STATEMENT IS AN OFFICIAL PART OF THIS MAP.
- PUBLIC UTILITIES NOTIFIED BY OREGON UTILITY NOTIFICATION CENTER TICKET NUMBER 20041523:

CLACKAMAS COUNTY D.O.T.	503-722-6301
CLACKAMAS COUNTY D.O.T.-CBX	503-722-6663
COMCAST	800-778-9140
FRONTIER	800-778-9140
NW NATURAL	503-220-2415
PORTLAND GENERAL ELECTRIC	503-255-4634
CENTURYLINK	800-778-9140
360 NETWORKS USA	888-267-1063




Mayer/Reed

Mayer/Reed, Inc.
319 SW Washington St.
Suite 820
Portland, Oregon 97204
503.223.5953
www.mayerreed.com



9600 SW NIMBUS AVE., SUITE 100; BEAVERTON, OR 97008



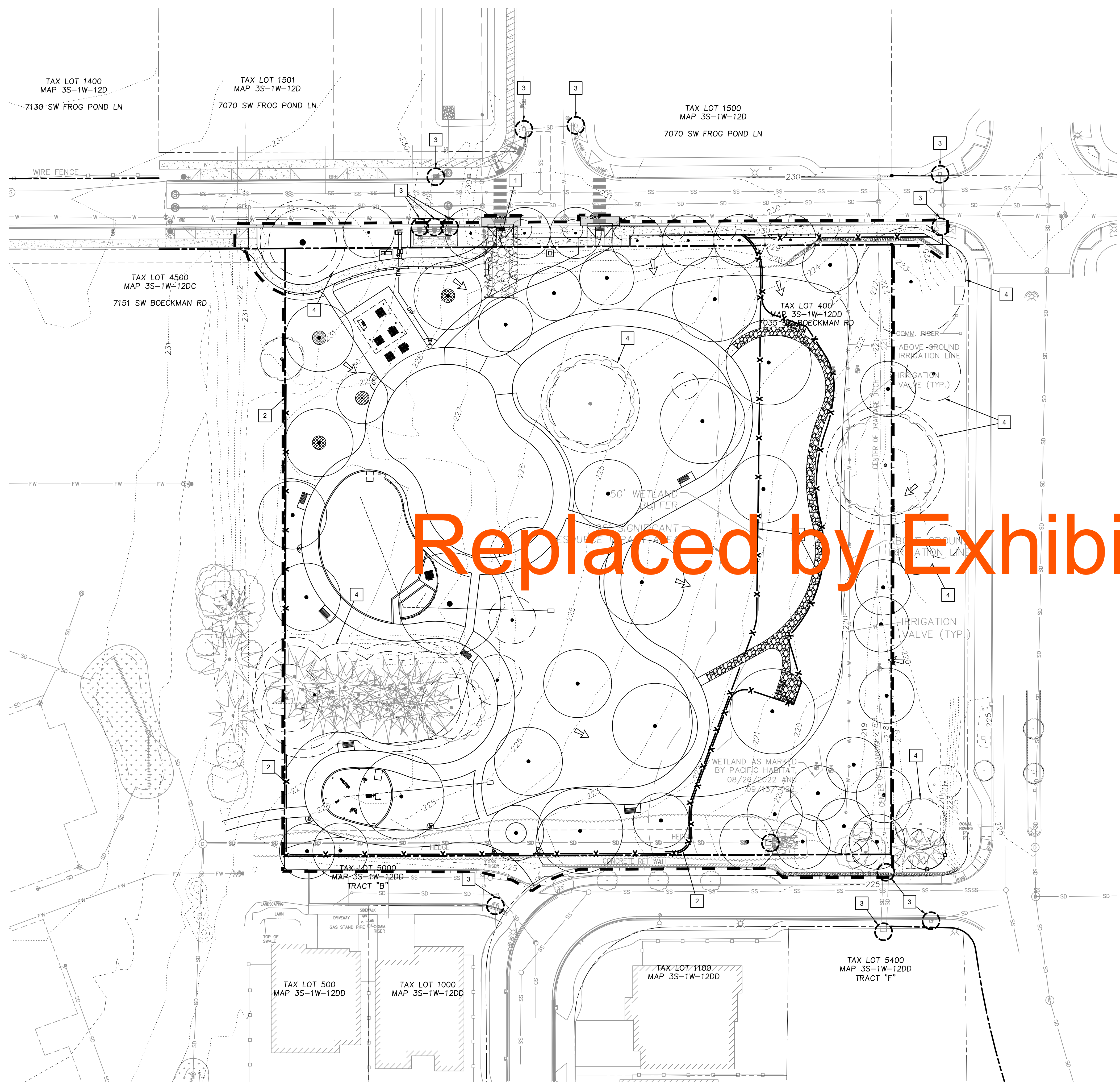
Revisions

Submittal / Date	Land Use Permit
	03.28.2024

Project
FROG POND
NEIGHBORHOOD PARK

Sheet Title
EXISTING CONDITIONS
PLAN

Sheet No. G0.01



Replaced by Exhibit B3

LEGEND

- 230 --- EXISTING MAJOR CONTOUR
- 231 EXISTING MINOR CONTOUR
- 230 — PROPOSED MAJOR CONTOUR
- 231 — PROPOSED MINOR CONTOUR
- X — PROPOSED SILT FENCE
- PROPOSED INLET PROTECTION
- EXISTING GRADE SURFACE RUN-OFF FLOW ARROW
- ▨ CONSTRUCTION ENTRANCE
- LIMITS OF DISTURBANCE

- EROSION CONTROL KEY NOTES**
- 1 CONSTRUCT STABILIZED CONSTRUCTION ENTRANCE AT LOCATION SHOWN.
 - 2 INSTALL SILT FENCING AT LOCATION SHOWN. MAINTAIN THROUGHOUT CONSTRUCTION.
 - 3 INSTALL INLET PROTECTION AT LOCATION SHOWN. MAINTAIN THROUGHOUT CONSTRUCTION.
 - 4 SEE LANDSCAPE PLANS FOR TREE PRESERVATION INFORMATION.

- GENERAL NOTES**
1. MAINTAIN FENCING AT WETLAND BUFFER WHILE NOT CONSTRUCTING PROPOSED PATH WITHIN BUFFER LIMITS.



Mayer/Reed

Mayer/Reed, Inc.
 319 SW Washington St.
 Suite 820
 Portland, Oregon 97204
 503.223.5953
 www.mayerreed.com



9600 SW NIMBUS AVE., SUITE 100; BEAVERTON, OR 97008



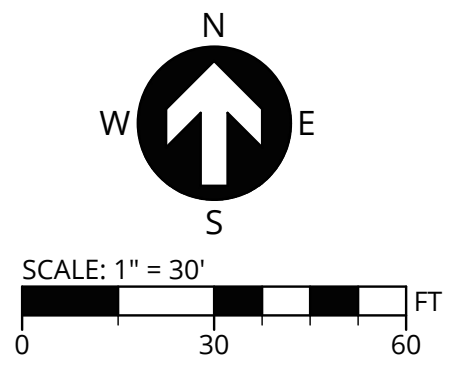
Revisions

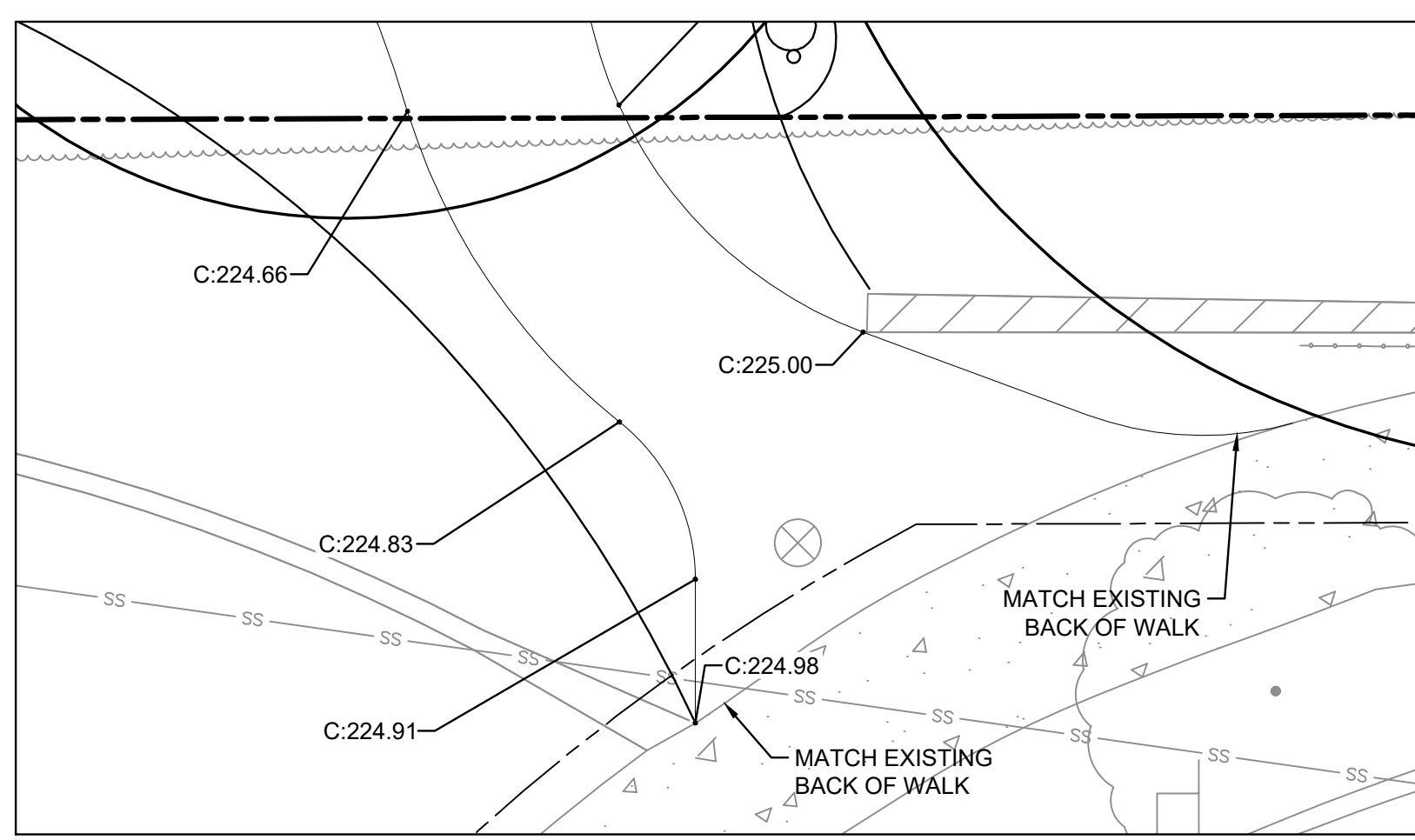
Submittal / Date
 Land Use Permit
 03.28.2024

Project
 FROG POND
 NEIGHBORHOOD PARK

Sheet Title
 EROSION AND SEDIMENT
 CONTROL PLAN

Sheet No.
 C1.20

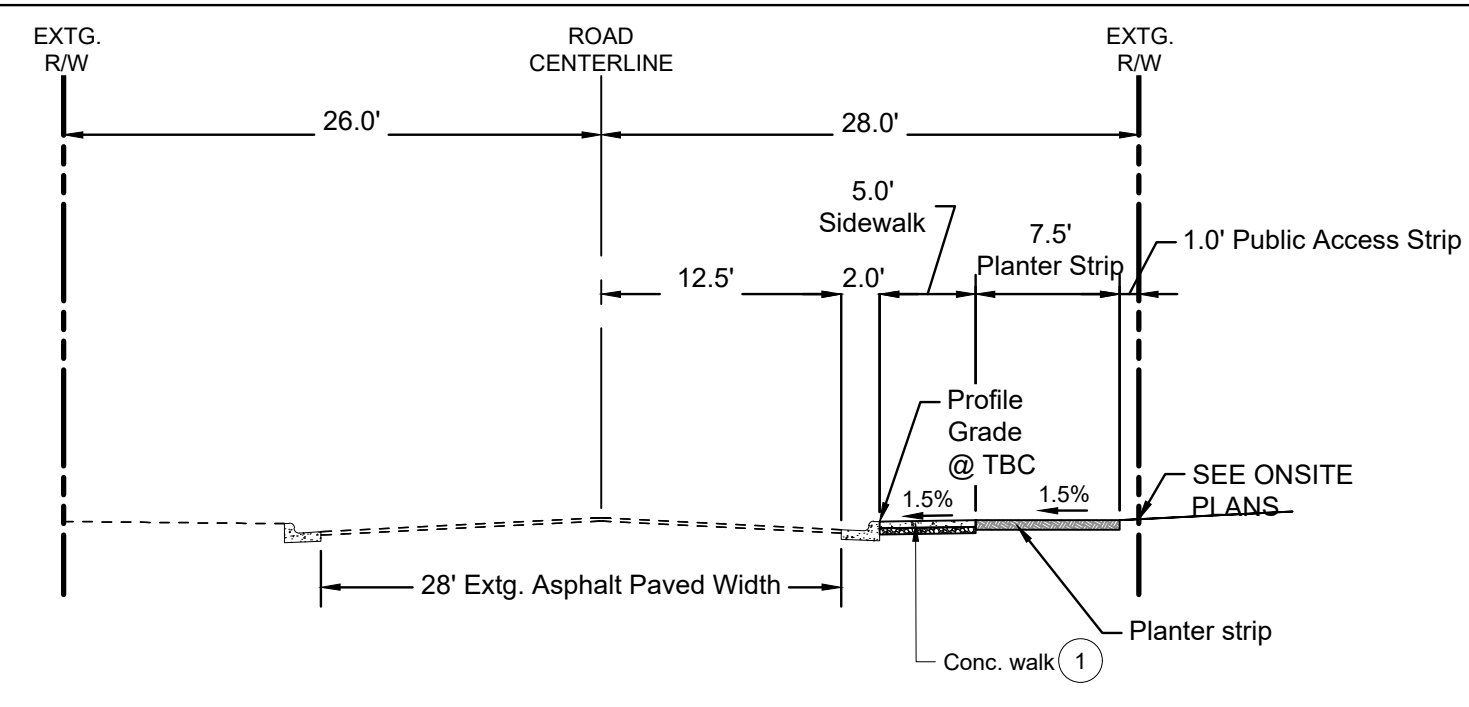




SOUTH CONNECTION DETAIL

SCALE: 1" = 5'

TAX LOT 1501
MAP 3S-1W-12D
7070 SW FROG POND LN



SW BRISBAND STREET - STA: 7+60.0 - 10+50.0
CLASSIFICATION: LOCAL STREET

CONSTRUCTION KEY NOTES

- 1 CONSTRUCT SIDEWALK PER CITY OF WILSONVILLE STD. DWG. RD-1075 ON SHEET C760.
- 2 CONNECT TO EXISTING SIDEWALK.
- 3 CONSTRUCT PERPENDICULAR SIDEWALK RAMP PER CITY OF WILSONVILLE STD. DWGS. RD-1115 ON SHEET C760 USING REINFORCED CONCRETE RATED FOR VEHICLE TRAFFIC. FOR GRADING DETAILS, SEE SHEET C752. INSTALL DETECTABLE WARNING SURFACE PER CITY OF WILSONVILLE STD. DWG. RD-1125 ON SHEET C761.
- 4 INSTALL CONTINENTAL CROSSWALK PAVEMENT MARKING PER CITY OF WILSONVILLE STD. DWG. RD-1280, 140 LF.

WATER SYSTEM KEY NOTES

- 1 EXISTING WATER LINE. SHOWN FOR REFERENCE ONLY.
- 2 EXISTING METER BOX AND LID. SHOWN FOR REFERENCE ONLY.
- 3 INSTALL 1" IRRIGATION DOUBLE CHECK VALVE ASSEMBLY PER CITY OF WILSONVILLE STD. DWG. WT-3035 AND WT-3037 ON SHEET CXXX.
- 4 INSTALL MDF DRINKING FOUNTAIN MODEL 10145SM WITH PET FOUNTAIN PER DETAIL X ON SHEET CXXX WITH SUMP FOR DRAIN PIPE.
- 5 INSTALL SINGLE CHECK BACKFLOW ASSEMBLY AT LOCATION SHOWN.
- 6 INSTALL SHUT OFF VALVE.
- 7 INSTALL DRAIN VALVE FOR WINTERIZATION.

FRANCHISE UTILITIES

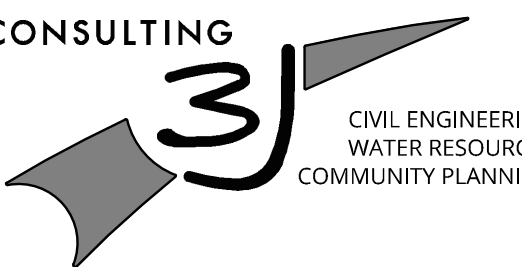
- 1 RELOCATE EXISTING LIGHT BOX




Mayer/Reed

Mayer/Reed, Inc.
319 SW Washington St.
Suite 820
Portland, Oregon 97204
503.223.5953
www.mayerreed.com

3J CONSULTING



9600 SW NIMBUS AVE., SUITE 100; BEAVERTON, OR 97008



Revisions

Submittal / Date

Land Use Permit

03.28.2024

Project

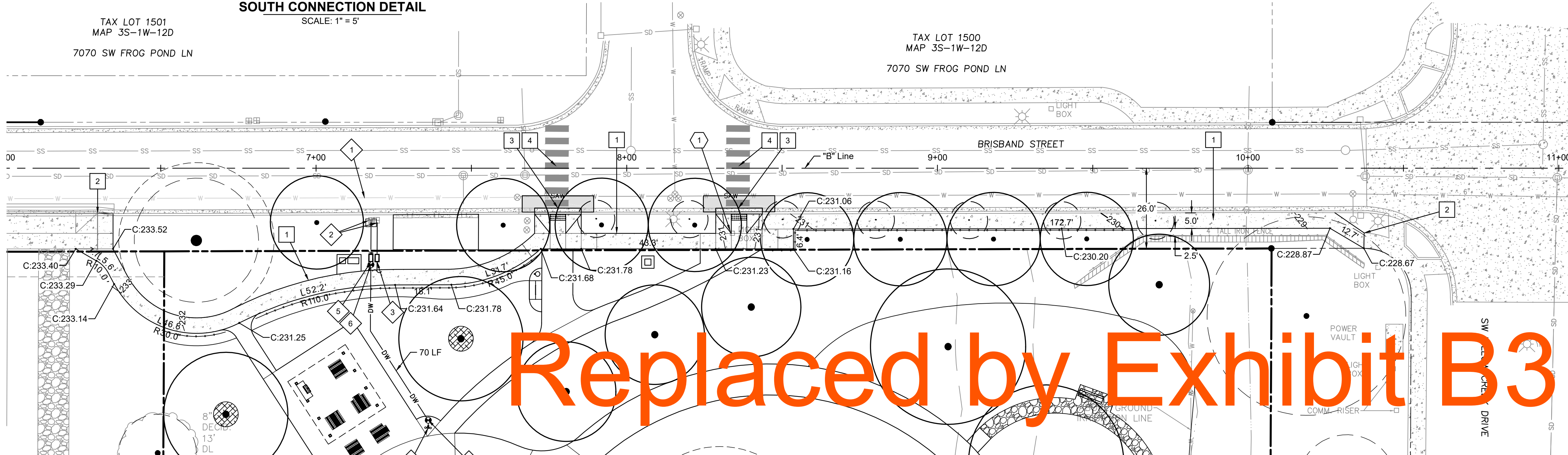
FROG POND
NEIGHBORHOOD PARK

Sheet Title

BRISBAND PLAN AND
PROFILE

Sheet No.

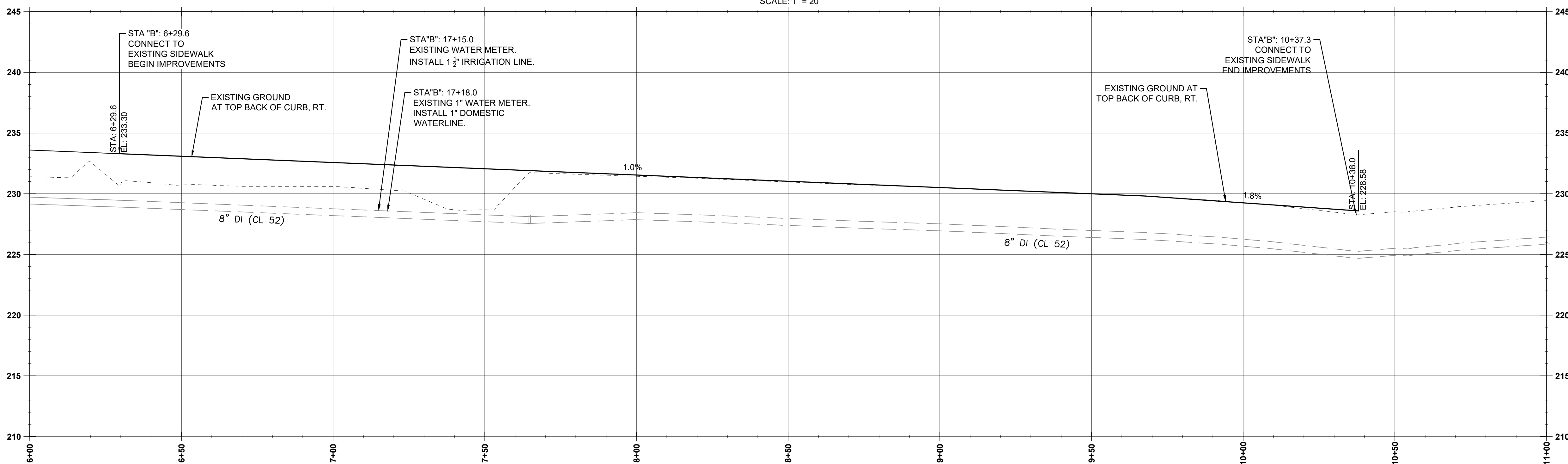
C7.20



**BRISBAND STREET
PLAN VIEW**

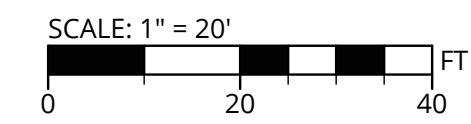
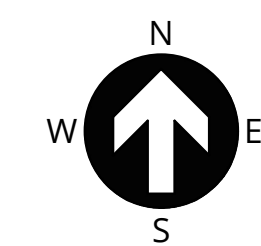
SCALE: 1" = 20'

Replaced by Exhibit B3



**BRISBAND STREET
"B" PROFILE**

HORIZ. SCALE: 1" = 20'
VERT. SCALE: 1" = 5'



LUMINAIRE SCHEDULE							
TAG	DESCRIPTION	MANUFACTURER	MODEL	CRI / CCT	LUMENS	WATTAGE	NOTES
SA1	POLE MOUNTED TYPE 2 DIST.	HADCO BY SIGNIFY	CXF14-32-GE-T-'TBD'-2-730-A-'TBD'-N-SP1-N	90 CRI / 3000K	134/W	35W	10' MOUNTING HEIGHT



Mayer/Reed

Mayer/Reed, Inc.
 319 SW Washington St.
 Suite 820
 Portland, Oregon 97204
 503.223.5953
 www.mayerreed.com

SHEET NOTES

- A. NEW PARK LIGHTING SYSTEMS ARE TO BE PROVIDED WITH STAND ALONE POLE MOUNTED SOLAR AND BATTERY SYSTEMS AT EACH FIXTURE. LIGHTING SOLAR POWER SYSTEM TO BE DESIGNED AND PROVIDED BY THE LIGHTING MANUFACTURER - HADCO, AS AN ENGINEERED TO ORDER SYSTEM.
- B. ALL LIGHTING SYSTEM WILL BE HAVE STAND ALONE LIGHTING CONTROLS VIA PHOTOCELL FOR ON/OFF OPERATION.
- C. LIGHTING POLES AND POLE BASES SHALL BE DESIGNED FOR THE ADDITIONAL WIND AND WEIGHT LOADING ASSOCIATED WITH THE POLE MOUNTED SOLAR PANEL, CONTROLLER AND BATTERY SYSTEM BY A REGISTER STRUCTURAL ENGINEER IN COORDINATION WITH THE LIGHTING MANUFACTURER DESIGNING THE SOLAR POWER SYSTEM.

KEYED NOTES

1. BASIS OF DESIGN FOR LIGHT POLE - PEDESTRIAN POLE PER CITY OF WILSONVILLE STANDARD - 'SA1; MODEL NUMBER 'CXF14-32-GE-T-'TBD'-2-730-A-'TBD'-N-SP1-N - QUANTITIES AND LOCATIONS ARE APPROXIMATE. REFER TO SHEET E1.01 PHOTOMETRICS FOR SA1 PROPOSED LOCATIONS.

NOT FOR CONSTRUCTION

Revisions

Submittal / Date

LAND USE PERMIT

04.04.2024

Project

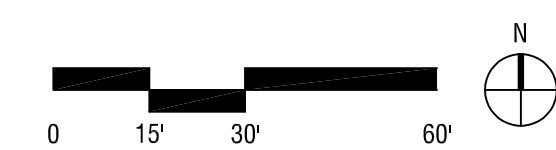
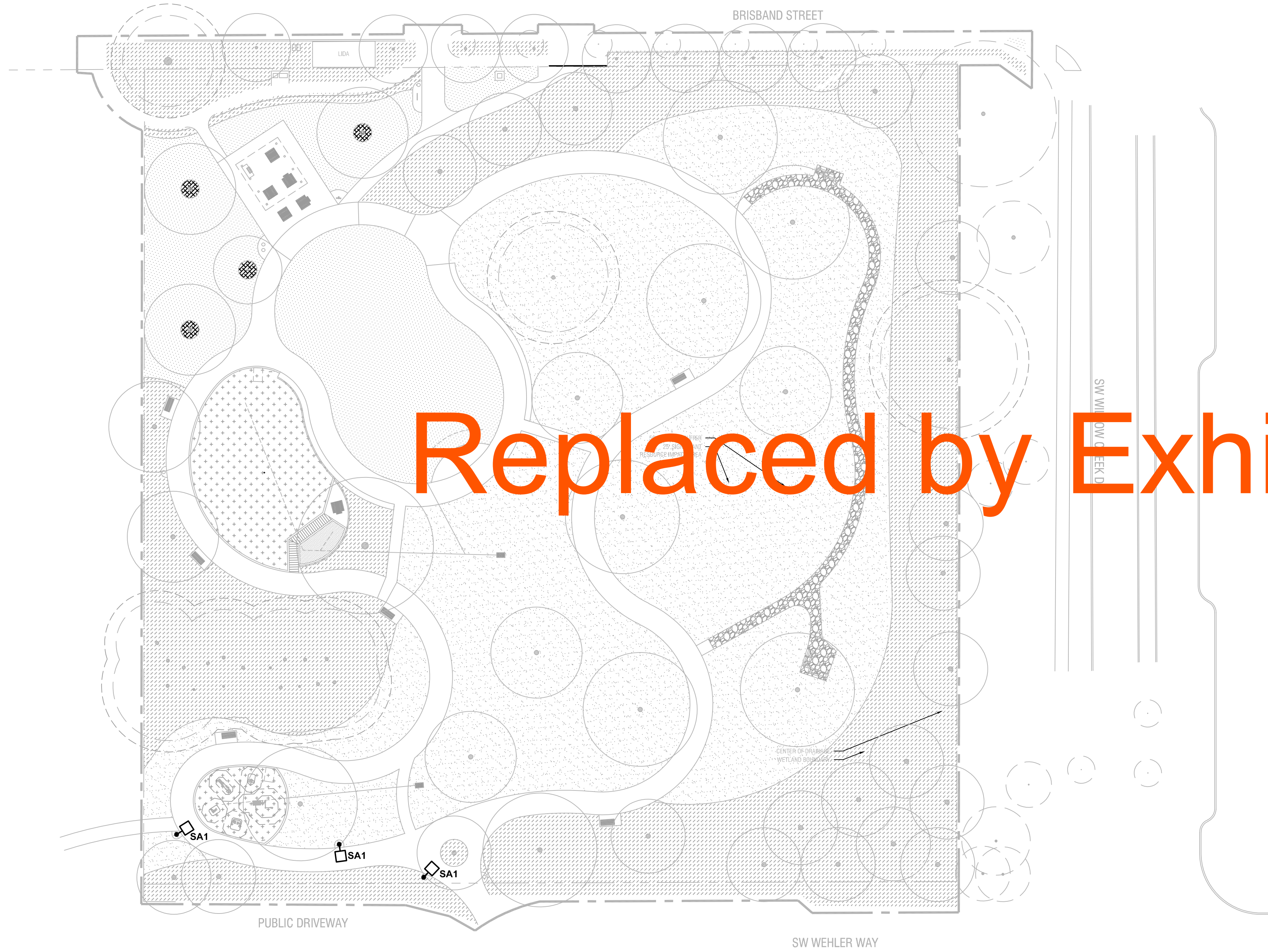
FROG POND NEIGHBORHOOD PARK

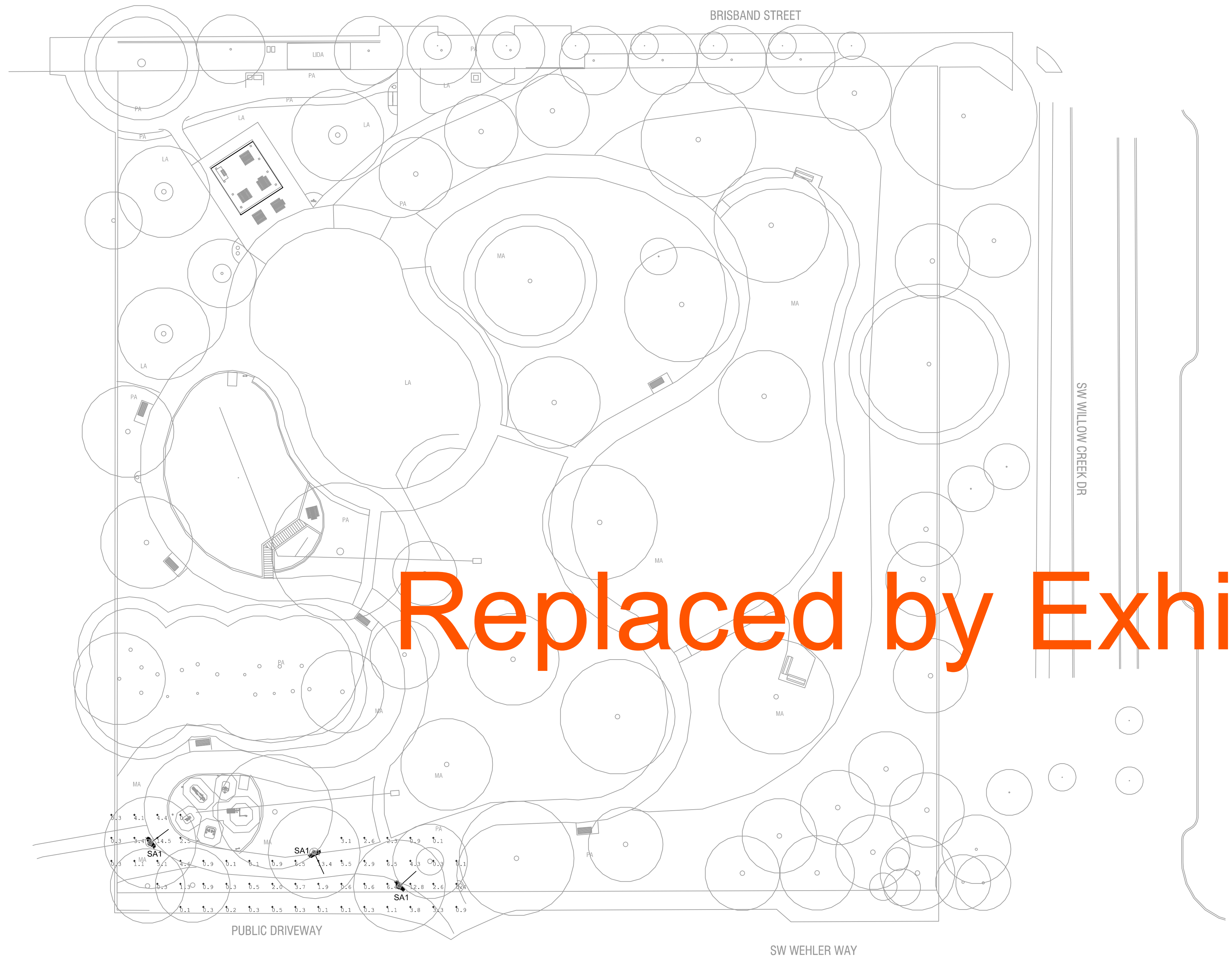
Sheet Title

LIGHTING PLAN

Sheet No.

E1.00





SHEET NOTES

A. PHOTOMETRICS PROVIDED FOR LANDUSE REVIEW.



Mayer/Reed

Mayer/Reed, Inc.
 319 SW Washington St.
 Suite 820
 Portland, Oregon 97204
 503.223.5953
 www.mayerreed.com

NOT FOR CONSTRUCTION

Revisions

Submittal / Date

LAND USE PERMIT

04.04.2024

Project

FROG POND
 NEIGHBORHOOD PARK

Sheet Title

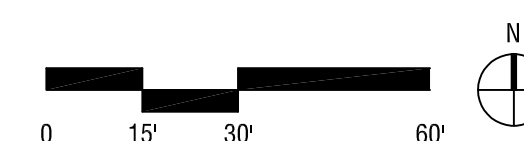
LIGHTING
 PHOTOMETRIC PLAN

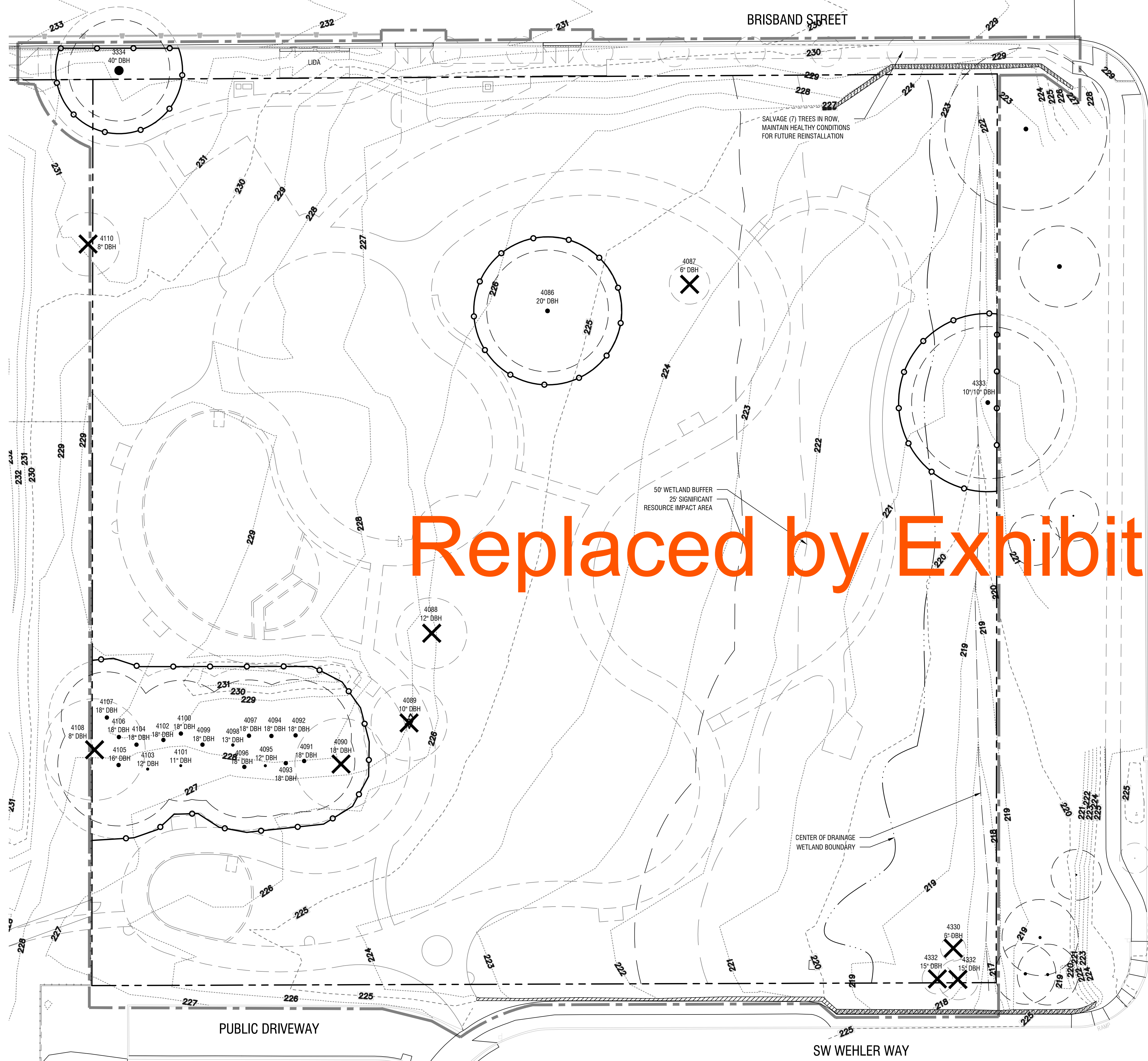
Sheet No.

E1.01

Calculation Summary							
Label	CalcType	Units	Avg	Max	Min	Avg/Min	Max/Min
CalcPts_1	Illuminance	Fc	2.45	14.5	0.1	24.50	145.00

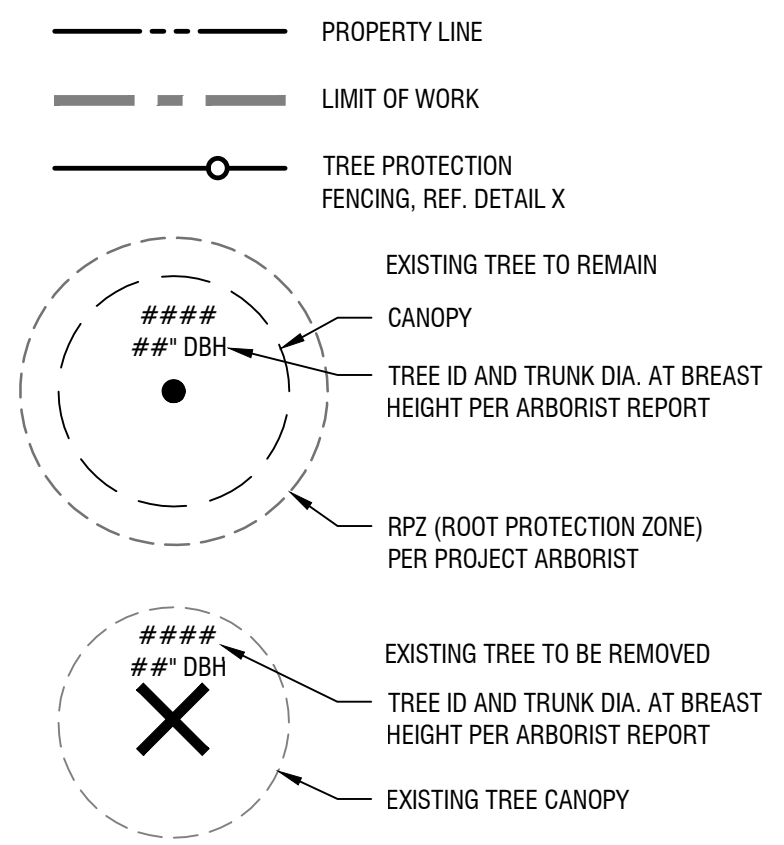
Luminaire Schedule						
Symbol	Qty	Tag	Luminaire Lumens	Luminaire Watts	LLF	Total Watts
⊙	3	SA1	4715	35.2	1.000	105.6





Replaced by Exhibit B3

TREE PROTECTION AND REMOVAL LEGEND



TREE REMOVAL NOTES

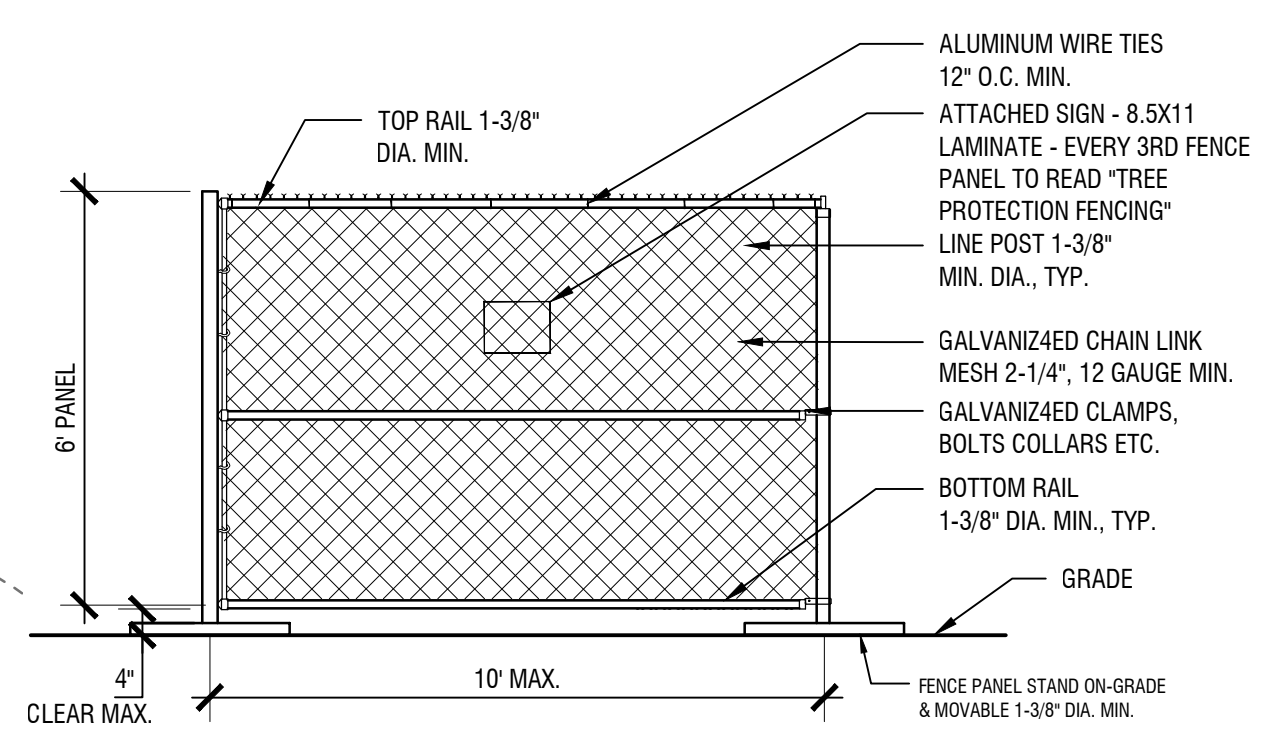
- PROTECT ALL TREES INDICATED TO REMAIN, INCLUDING BARK AND ROOT ZONES. INSTALL PROTECTIVE FENCING WHERE INDICATED ON THE TREE PROTECTION PLAN. PROTECTIVE BARRIERS SHALL BE PLACED BEFORE PHYSICAL DEVELOPMENT STARTS AND SHALL STAY IN PLACE UNTIL AFTER PLANNING OFFICIAL AUTHORIZES THEIR REMOVAL OR A FINAL CERTIFICATE OF OCCUPANCY IS ISSUED, WHICHEVER OCCURS FIRST.
- TREE PROTECTION FENCING SHALL BE CHAIN LINK, MINIMUM OF 6' HEIGHT, SECURED WITH STEEL POSTS, INSTALLED 5' BEYOND THE EDGE OF THE ROOT ZONE OR AS INDICATED ON THE TREE REMOVAL AND PROTECTION PLAN.
- EXCAVATION WITHIN THE TREE PROTECTION ZONE WILL BE PERFORMED USING ONLY NON-MOTORIZED HANDHELD TOOLS AND SHALL BE THE MINIMUM NECESSARY TO ACCOMPLISH THE PURPOSE FOR THE EXCAVATION AND TO ENSURE LONG-TERM SURVIVAL OF THE TREE.
- TREE PROTECTION FENCING SHALL BE FLUSH WITH THE INITIAL UNDISTURBED GRADE.
- APPROVED SIGNS SHALL BE ATTACHED TO PROTECTION FENCING, AND VISIBLY STATING THAT INSIDE THE FENCING IS A TREE PROTECTION ZONE, NOT TO BE DISTURBED UNLESS PRIOR APPROVAL HAS BEEN OBTAINED FROM THE COUNTY MANAGER.
- NO CONSTRUCTION ACTIVITY SHALL OCCUR WITHIN THE TREE PROTECTION ZONE, INCLUDING, BUT NOT LIMITED TO DUMPING OR STORAGE OF MATERIALS SUCH AS BUILDING SUPPLIES, SOIL, WASTE ITEMS, OR PARKED VEHICLES AND EQUIPMENT.
- THE TREE PROTECTION ZONE SHALL REMAIN FREE OF CHEMICALLY INJURIOUS MATERIALS AND LIQUIDS SUCH AS PAINTS, THINNERS, CLEANING SOLUTIONS, PETROLEUM PRODUCTS, AND CONCRETE. CURB WALL EXCESS, CONSTRUCTION DEBRIS, OR RUNOFF.
- NO EXCAVATION, TRENCHING, GRADING, ROOT PRUNING OR OTHER ACTIVITY SHALL OCCUR WITHIN THE TREE PROTECTION ZONE UNLESS DIRECTED BY AN ARBORIST PRESENT ON SITE AND APPROVED BY THE CITY MANAGER.
- NO FILL OR COMPACTION SHALL OCCUR WITHIN THE CRITICAL ROOT ZONES OF ANY OF THE TREES. IF COMPACTION IS UNAVOIDABLE, MEASURES SHALL BE TAKEN AS RECOMMENDED BY A CERTIFIED ARBORIST TO REDUCE OR MITIGATE THE IMPACT OF THE FILL OR COMPACTION.
- CONTRACTOR TO GIVE OWNER 30 DAYS NOTICE PRIOR TO REMOVAL OF PLANTS TO BE RELOCATED.

VEGETATION REMOVAL NOTES

- FOR THE PURPOSES OF THESE NOTES, VEGETATION IS DEFINED AS ALL PLANTS NOT INCLUDING TREES.
- CLEAR AND GRUB ALL SITE VEGETATION, BOUNDARIES:
 - NORTH: BACK OF CURB
 - EAST: END OF MEADOW AREA (VIF WITH OWNER), DO NOT REMOVE NEWLY PLANTED WETLAND PLANTS.
 - SOUTH: FACE OF RETAINING WALL OR PUBLIC DRIVEWAY CURB
 - WEST: PROPERTY LINE

MITIGATION REQUIREMENTS

PER 4.600, (9) TREES OF 6" CALIPER OR GREATER WILL BE REMOVED. A MINIMUM OF (9) MITIGATION TREES OF 2" DBH OR GREATER WILL BE PLANTED.



- NOTES:**
- LOCATE FENCING PER TREE PROTECTION PLAN AND SPECIFICATIONS.
 - EXISTING FENCING OR CONSTRUCTION FENCING MAY BE USED IN-LEU OF TREE PROTECTION FENCING WITH APPROVAL FROM OWNER'S REP. TREE PROTECTION FENCING MUST BE IN PLACE THROUGHOUT CONSTRUCTION.



Mayer/Reed

MayerReed, Inc.
319 SW Washington St.
Suite 820
Portland, Oregon 97204
503.223.5953
www.mayerreed.com

NOT FOR CONSTRUCTION

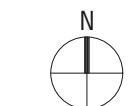
Revisions

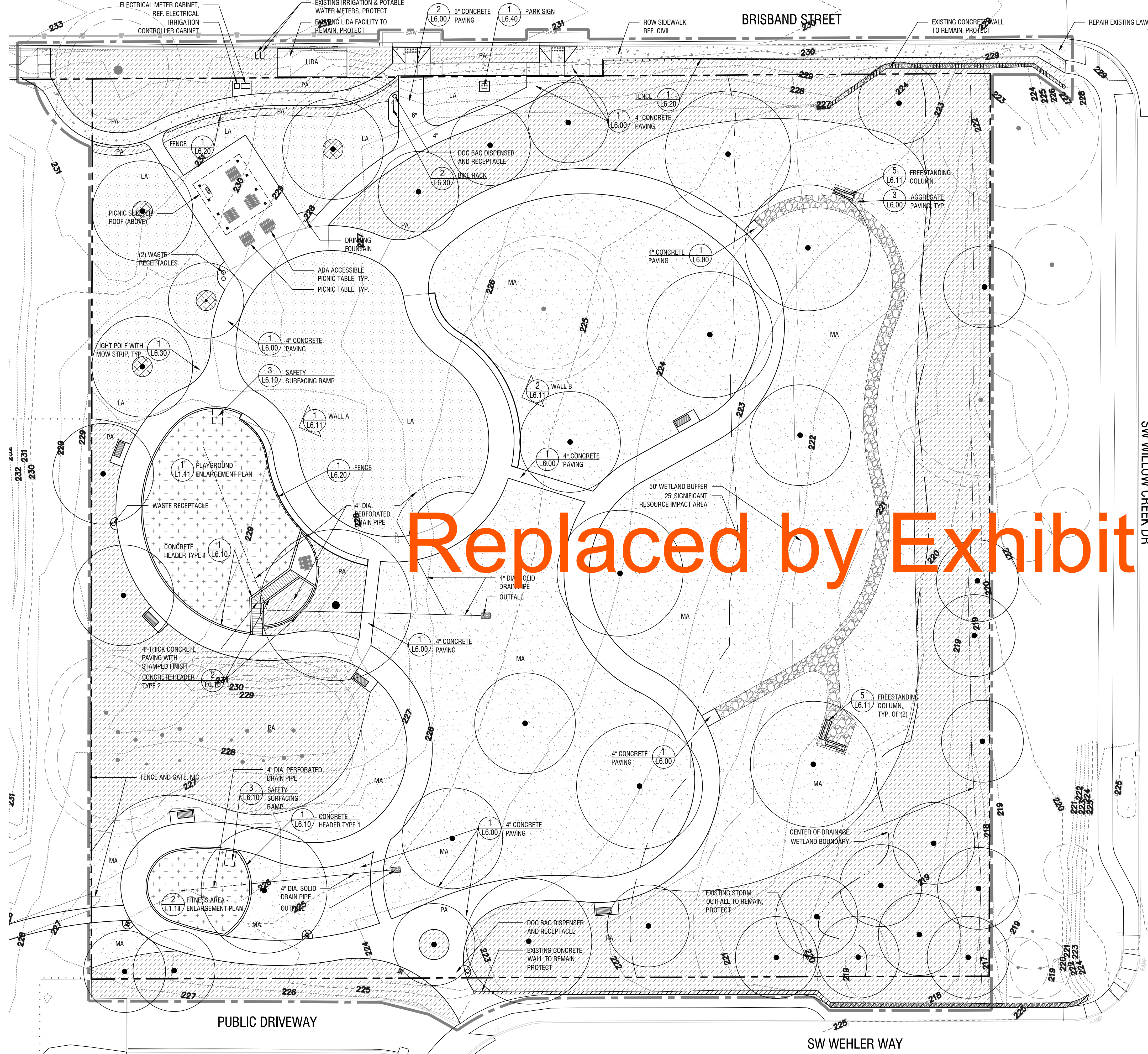
Submittal / Date
LAND USE PERMIT
03.28.2024

Project
FROG POND NEIGHBORHOOD PARK

Sheet Title
TREE PROTECTION AND REMOVAL PLAN

Sheet No.
L0.02





GENERAL LEGEND

- PROPERTY LINE
- LIMIT OF WORK
- ⊕ LIGHT POLE, REF. ELEC.
- FENCE
- EXISTING TREE TO REMAIN, PROTECT
- CANOPY
- ROOT PROTECTION ZONE
- PROPOSED TREE
- ▭ CONCRETE PAVING
- ▭ JOINT
- ▭ AGGREGATE PAVING
- ▭ MULCH
- ▭ SAFETY SURFACING, EWF
- ▭ SAFETY SURFACING, SYNTHETIC TURF
- BIKE RACK
- ▭ BENCH, TYPE 1 UNLESS OTHERWISE NOTED
- ▭ PICNIC TABLE
- ▭ ADA ACCESSIBLE PICNIC TABLE
- ▭ LA LAWN AREA
- ▭ MA MEADOW AREA
- ▭ PA PLANTING AREA

GENERAL NOTES

1. LOCATE ALL UNDERGROUND, SURFACE AND OVERHEAD UTILITIES PRIOR TO ANY WORK.
2. OREGON LAW REQUIRES YOU TO FOLLOW RULES ADOPTED BY THE OREGON UTILITY NOTIFICATION CENTER. THESE RULES ARE SET FORTH IN OAR 952-001-0090. YOU MAY OBTAIN COPIES OF THE RULES BY CALLING THE CENTER. SO THAT UTILITIES MAY BE ACCURATELY LOCATED, EXCAVATORS MUST NOTIFY ALL PERTINENT COMPANIES AND AGENCIES WITH UNDERGROUND UTILITIES IN THE PROJECT AREA AT LEAST 48 BUSINESS-DAY HOURS BUT NOT MORE THAN 10 BUSINESS DAYS PRIOR TO COMMENCING AN EXCAVATION.
3. IT IS THE CONTRACTOR'S RESPONSIBILITY TO ASCERTAIN ALL FACTS CONCERNING CONDITIONS TO BE FOUND AT THE LOCATION OF THE PROJECT INCLUDING PHYSICAL CHARACTERISTICS ABOVE AND BELOW THE SURFACE OF THE GROUND AND TO FULLY EXAMINE THE PLANS AND SPECIFICATIONS. ANY DISCREPANCIES IN DIMENSIONING OR LAYOUT SHALL BE BROUGHT TO THE ATTENTION OF THE AGENCY PRIOR TO THE ALTERATION OF PLANTING.
4. CONTRACTOR SHALL VERIFY ALL DIMENSIONS AND CONDITIONS PRIOR TO EACH PHASE OF CONSTRUCTION, NOTIFY OWNER'S REPRESENTATIVE PRIOR TO PROCEEDING WITH WORK. WHERE CONFLICT IS IDENTIFIED, COST OF PROCEEDING WITHOUT OWNER'S REPRESENTATIVE WRITTEN CLARIFICATION AND AUTHORIZATION TO PROCEED SHALL BE AT THE CONTRACTOR'S EXPENSE.

SURFACING

PAVED AREAS	
CONCRETE:	19,255 SF
AGGREGATE:	1,785 SF
WALLS:	407 SF
SYNTHETIC TURF:	205 SF
EWF:	4,830 SF
TOTAL:	26,482 SF
PLANTED AREAS: 102,628 SF	



Mayer/Reed

MayerReed, Inc.
319 SW Washington St.
Suite 820
Portland, Oregon 97204
503.223.5953
www.mayerreed.com

NOT FOR CONSTRUCTION

Revisions

Submittal / Date

LAND USE PERMIT

03.28.2024

Project
FROG POND
NEIGHBORHOOD PARK

Sheet Title
SITE PLAN

Sheet No.
L1.01

1 SITE PLAN
SCALE: 1" = 20'-0"



Replaced by Exhibit B3

Revisions

Submittal / Date

LAND USE PERMIT

03.28.2024

Project

FROG POND
NEIGHBORHOOD PARK




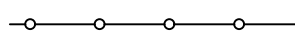
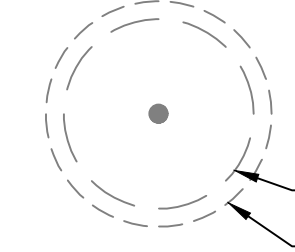






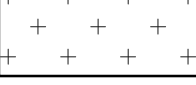

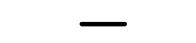






Sheet Title

SITE - ENLARGED PLANS

Sheet No.

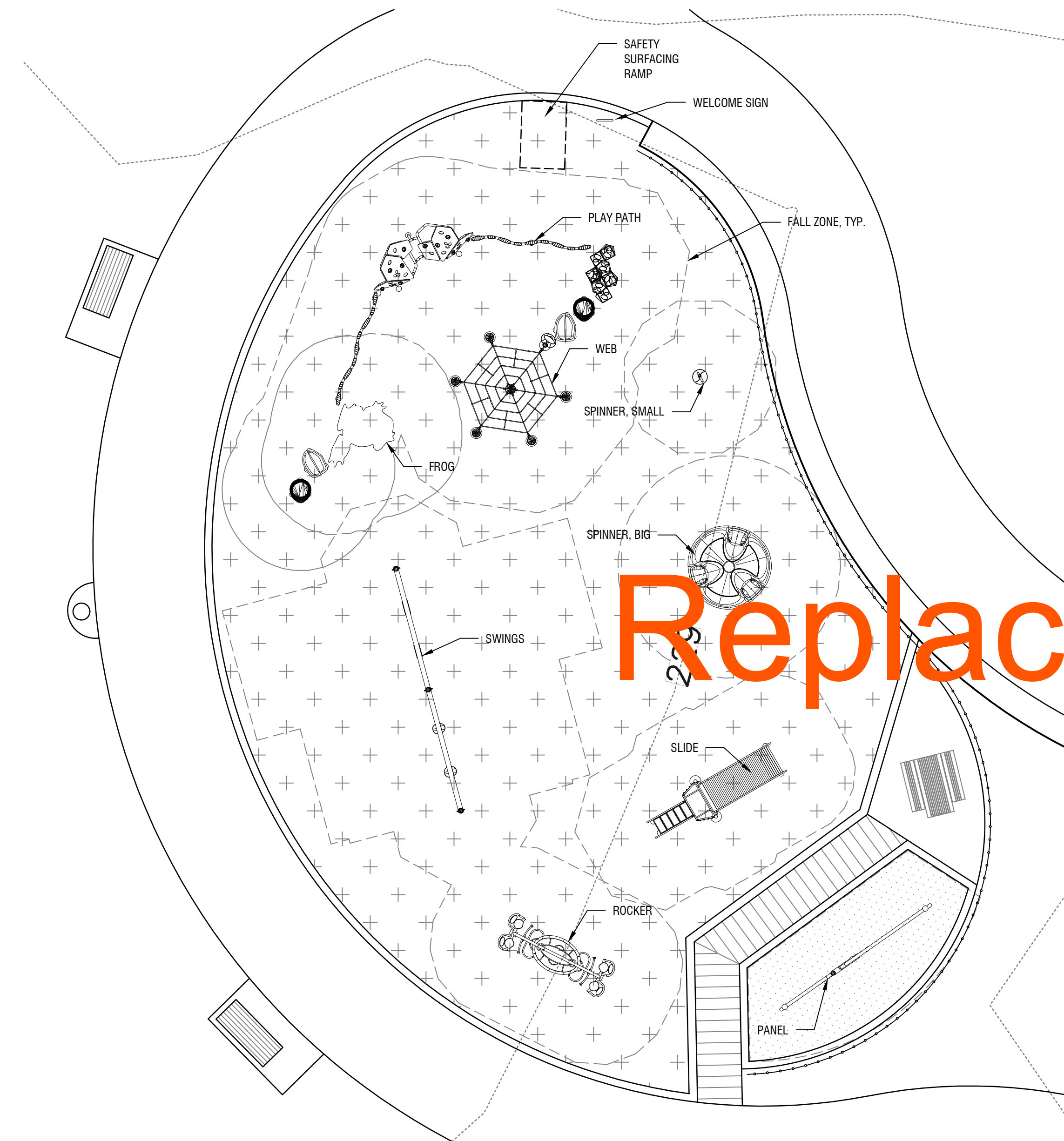
L1.10

GENERAL LEGEND

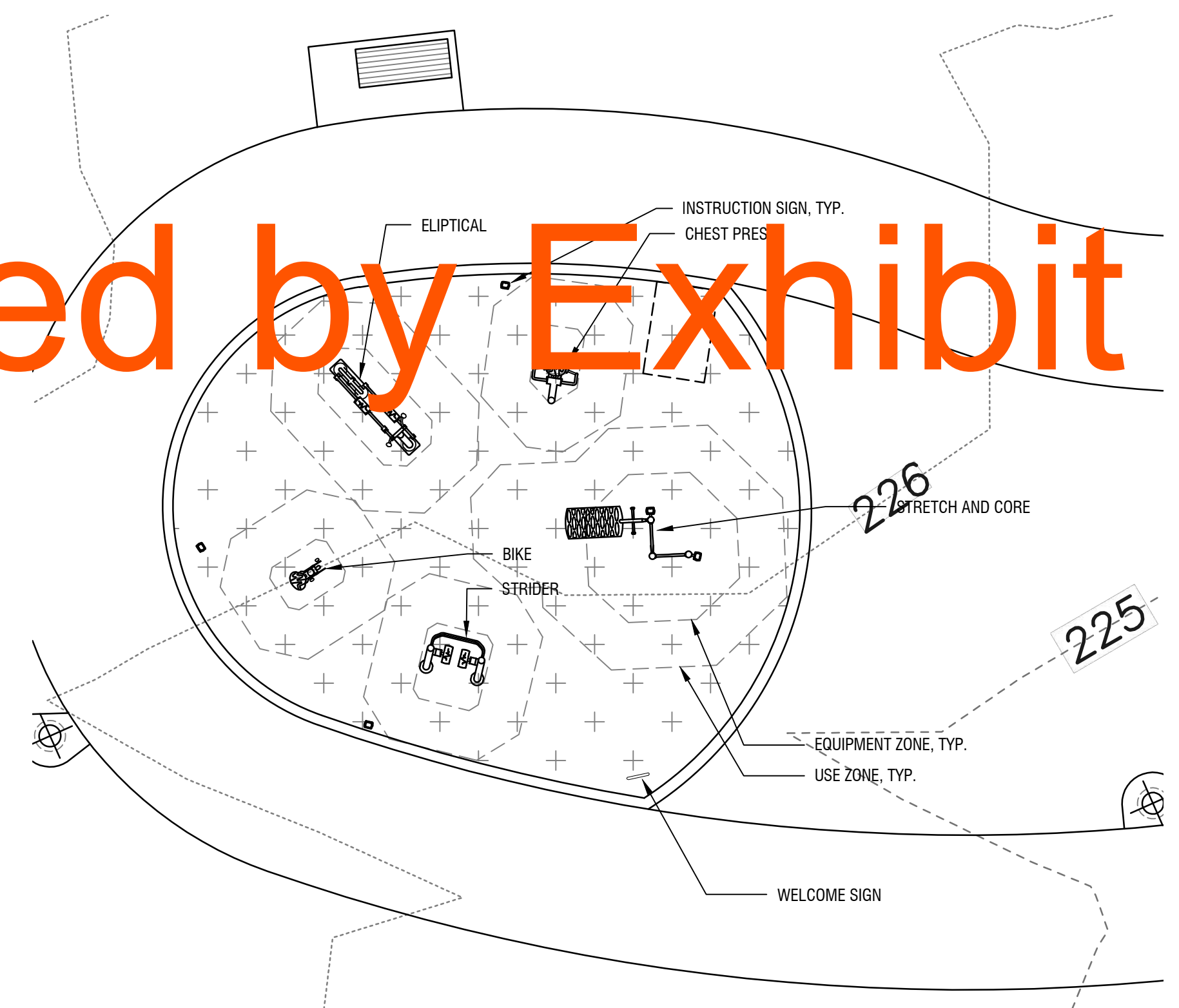
	PROPERTY LINE
	LIMIT OF WORK
	LIGHT POLE, REF. ELEC.
	FENCE
	EXISTING TREE TO REMAIN, PROTECT
	CANOPY
	ROOT PROTECTION ZONE
	CONCRETE PAVING
	JOINT
	AGGREGATE PAVING
	MULCH
	SAFETY SURFACING, EWF
	SAFETY SURFACING, SYNTHETIC TURF
	BIKE RACK
	BENCH, TYPE 1 UNLESS OTHERWISE NOTED
	PICNIC TABLE
	ADA ACCESSIBLE PICNIC TABLE
	LAWN AREA
	MEADOW AREA
	PLANTING AREA

GENERAL NOTES

1. LOCATE ALL UNDERGROUND, SURFACE AND OVERHEAD UTILITIES PRIOR TO ANY WORK.
2. OREGON LAW REQUIRES YOU TO FOLLOW RULES ADOPTED BY THE OREGON UTILITY NOTIFICATION CENTER. THOSE RULES ARE SET FORTH IN OAR 952-001-0090. YOU MAY OBTAIN COPIES OF THE RULES BY CALLING THE CENTER. SO THAT UTILITIES MAY BE ACCURATELY LOCATED, EXCAVATORS MUST NOTIFY ALL PERTINENT COMPANIES OR AGENCIES WITH UNDERGROUND UTILITIES IN THE PROJECT AREA AT LEAST 48 BUSINESS-DAY HOURS BUT NOT MORE THAN 10 BUSINESS DAYS PRIOR TO COMMENCING AN EXCAVATION.
3. IT IS THE CONTRACTOR'S RESPONSIBILITY TO ASCERTAIN ALL FACTS CONCERNING CONDITIONS TO BE FOUND AT THE LOCATION OF THE PROJECT INCLUDING PHYSICAL CHARACTERISTICS ABOVE AND BELOW THE SURFACE OF THE GROUND AND TO FULLY EXAMINE THE PLANS AND SPECIFICATIONS. ANY DISCREPANCIES IN DIMENSIONING OR LAYOUT SHALL BE BROUGHT TO THE ATTENTION OF THE AGENCY PRIOR TO THE ALTERATION OF PLANTING.
4. CONTRACTOR SHALL VERIFY ALL DIMENSIONS AND CONDITIONS PRIOR TO EACH PHASE OF CONSTRUCTION. NOTIFY OWNER'S REPRESENTATIVE PRIOR TO PROCEEDING WITH WORK. WHERE CONFLICT IS IDENTIFIED, COST OF PROCEEDING WITHOUT OWNER'S REPRESENTATIVE WRITTEN CLARIFICATION AND AUTHORIZATION TO PROCEED SHALL BE AT THE CONTRACTOR'S EXPENSE.

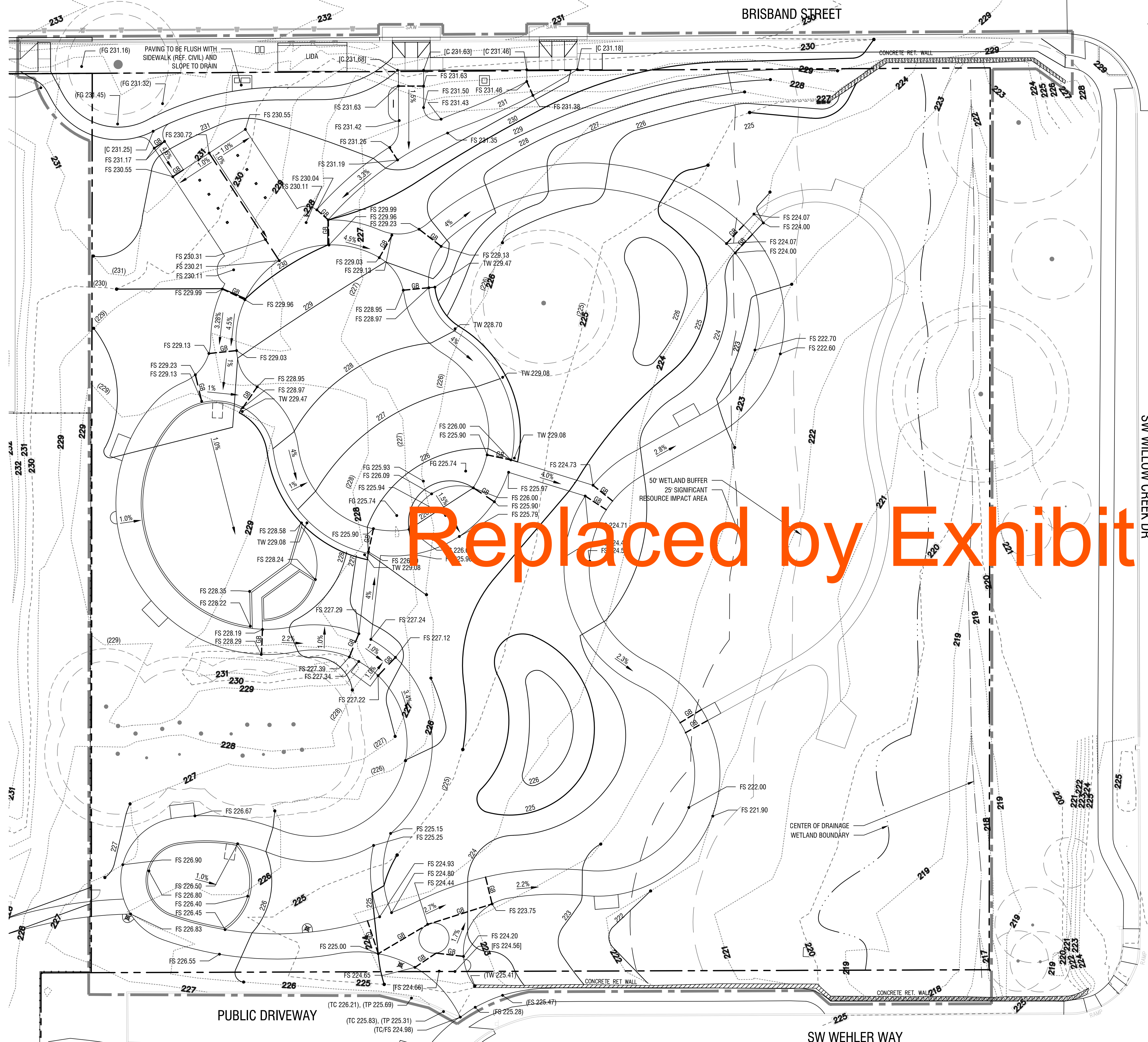


1 SITE - ENLARGED PLAN - PLAYGROUND
SCALE: 1/8" = 1'-0"
0 4 8 16'



2 SITE - ENLARGED PLAN - FITNESS AREA
SCALE: 1/8" = 1'-0"
0 4 8 16'

Replaced by Exhibit B3



1 GRADING PLAN
SCALE: 1" = 20'-0"



GENERAL LEGEND

- PROPERTY LINE
- LIMIT OF WORK
- ⊕ LIGHT POLE, REF. ELEC.
- FENCE
- EXISTING TREE TO REMAIN, PROTECT
- CANOPY
- ROOT PROTECTION ZONE

GENERAL NOTES

1. LOCATE ALL UNDERGROUND, SURFACE AND OVERHEAD UTILITIES PRIOR TO ANY WORK.
2. OREGON LAW REQUIRES YOU TO FOLLOW RULES ADOPTED BY THE OREGON UTILITY NOTIFICATION CENTER. THOSE RULES ARE SET FORTH IN OAR 952-001-0090. YOU MAY OBTAIN COPIES OF THE RULES BY CALLING THE CENTER. SO THAT UTILITIES MAY BE ACCURATELY LOCATED, EXCAVATORS MUST NOTIFY ALL PERTINENT COMPANIES OR AGENCIES WITH UNDERGROUND UTILITIES IN THE PROJECT AREA AT LEAST 48 BUSINESS-DAY HOURS BUT NOT MORE THAN 10 BUSINESS DAYS PRIOR TO COMMENCING AN EXCAVATION.
3. IT IS THE CONTRACTOR'S RESPONSIBILITY TO ASCERTAIN ALL FACTS CONCERNING CONDITIONS TO BE FOUND AT THE LOCATION OF THE PROJECT INCLUDING PHYSICAL CHARACTERISTICS ABOVE AND BELOW THE SURFACE OF THE GROUND AND TO FULLY EXAMINE THE PLANS AND SPECIFICATIONS. ANY DISCREPANCIES IN DIMENSIONING OR LAYOUT SHALL BE BROUGHT TO THE ATTENTION OF THE AGENCY PRIOR TO THE ALTERATION OF PLANTING.
4. CONTRACTOR SHALL VERIFY ALL DIMENSIONS AND CONDITIONS PRIOR TO EACH PHASE OF CONSTRUCTION. NOTIFY OWNER'S REPRESENTATIVE PRIOR TO PROCEEDING WITH WORK. WHERE CONFLICT IS IDENTIFIED, COST OF PROCEEDING WITHOUT OWNER'S REPRESENTATIVE WRITTEN CLARIFICATION AND AUTHORIZATION TO PROCEED SHALL BE AT THE CONTRACTOR'S EXPENSE.

GRADING LEGEND

- EXISTING CONTOUR - 1 FT INTERVAL
- PROPOSED MAJOR CONTOUR - 5 FT INTERVAL
- PROPOSED MINOR CONTOUR - 1 FT INTERVAL
- GRADE BREAK
- RIDGELINE OF BERM
- (FS XXX.XX) EXISTING SPOT ELEVATION GRADE
- (C XXX.XX) SPOT ELEVATION, REF. CIVIL
- FS XXX.XX PROPOSED SPOT ELEVATION
- XX% SLOPE GRADIENT, FOR REFERENCE ONLY
- 1:1 SLOPE RATIO (RUN:RISE), FOR REFERENCE ONLY
- FFE FINISH FLOOR ELEVATION, REF ARCH
- FS FINISH SURFACE ELEVATION (PAVING)
- FG FINISH GRADE ELEVATION (SOFTSCAPE)
- FS.V FINISH SURFACE ELEVATION - UTILITY VAULT LID
- TOE TOE OF SLOPE
- TW TOP OF WALL ELEVATION
- TWB TOP OF WALL ELEVATION AT BREAK
- TC TOP OF CURB ELEVATION
- (TP) TOP OF PAVEMENT, REF. CIVIL

GRADING NOTES

1. CROSS SLOPES IN PEDESTRIAN AREAS TO BE 2% MAX. LONGITUDINAL SLOPES ON WALKWAYS TO BE 5% MAX. LONGITUDINAL SLOPES ON PEDESTRIAN RAMPS TO BE 8% MAX. ANY PAVING EXCEEDING THESE SLOPES IS TO BE REMOVED AND REPLACED AT THE CONTRACTOR'S EXPENSE.
2. SLOPES PROVIDED BY SLOPE ARROW ARE FOR REFERENCE ONLY.
3. ADJUST ALL INCIDENTAL STRUCTURES, MANHOLE LIDS, VALVE BOXES, ETC. TO FINISH GRADE.
4. ALL PLANTED AREAS TO SLOPE AWAY FROM BUILDINGS AT 2% MIN.



Mayer/Reed

MayerReed, Inc.
319 SW Washington St.
Suite 820
Portland, Oregon 97204
503.223.5953
www.mayerreed.com

NOT FOR CONSTRUCTION

Revisions

Submittal / Date

LAND USE PERMIT
03.28.2024

Project

FROG POND NEIGHBORHOOD PARK

Sheet Title

GRADING PLAN

Sheet No.

L3.01

PLANT SCHEDULE

TREES

SYMBOL	CODE	BOTANICAL NAME	COMMON NAME	MITIGATION / ROW SIZE	RESTORATION SIZE	NOTES	QTY.
	AM	ACER MACROPHYLLUM	BIG LEAF MAPLE	2" CAL./B&B	-	-	1
	CO	CERCIS OCCIDENTALIS	WESTERN REDBUD	2" CAL./B&B	1/2" CAL./B&B	-	5
	MS	MAGNOLIA x SOULANGEANA	SAUCER MAGNOLIA	2" CAL./B&B	-	SPECIMEN QUALITY	1
	MF	MALUS FUSCA	WESTERN CRABAPPLE	-	1/2" CAL./B&B	SINGLE TRUNK NOT STANDARD OR GRAFTED FORM	5
	PP	PINUS PONDEROSA 'WILLAMETTENSIS'	WILLAMETTE VALLEY PONDEROSA PINE	-	4' - 8' HT/B&B	STRONG CENTRAL LEADER	4
	PE	PRUNUS EMARGINATA	WILD CHERRY	-	1/2" CAL./B&B	SINGLE TRUNK NOT STANDARD OR GRAFTED FORM	7
	QG	QUERCUS GARRYANA	OREGON WHITE OAK	-	1/2" CAL./B&B	SINGLE TRUNK NOT STANDARD OR GRAFTED FORM	8
	SS	SALIX SITCHENSIS	SITKA WILLOW	-	1/2" CAL./B&B	-	8
	SG	SEQUIADENDRON GIGANTEUM	GIANT SEQUOIA	6' - 8' HT/B&B	-	STRONG CENTRAL LEADER	2
	TC	TILIA CORDATA	BIGLEAF LINDEN	2" CAL./B&B	-	-	7

NOTE:
ON PLAN
"S" DESIGNATES SALVAGED TREE
"R" DESIGNATES RESTORATION TREE

SYMBOL	CODE	BOTANICAL NAME	COMMON NAME	SPACING	SIZE	NOTES
SHRUB AREAS, RESTORATION - DENSE SPACING						
	ACC	ACER CIRCINATUM	VINE MAPLE	AS SHOWN	1 GAL	
	COS	CORNUS SERICEA VAR. SERICEA	RED TWIG DOGWOOD	AS SHOWN	1 GAL	
	ELG	ELYMUS GLAUCUS	BLUE WILD RYE	18" O.C.	1 GAL	
	DEC	DESCHAMPSIA CESPITOSA	TUFTED HAIRGRASS	18" O.C.	1 GAL	
	LOI	LONICERA INVOLUCRATA	BLACK TWINBERRY	AS SHOWN	1 GAL	
	LUR	LUPINUS RIVULARIS	RIVER LUPINE	18" O.C.	1 GAL	
	PHC	PHYSOCARPUS CAPITATUS	PACIFIC NINEBARK	36" O.C.	1 GAL	
	OEC	OEMLERIA CERASIFORMIS	OSOBERRY	AS SHOWN	1 GAL	
	RIS	RIBES SANGUINEUM	RED-FLOWERING CURRANT	AS SHOWN	1 GAL	
	ROP	ROSA PISOCARPA	CLUSTERED ROSE	AS SHOWN	1 GAL	
	SCS	SCHIZACHYRIUM SCOPARIUM	LITTLE BLUESTEM	24" O.C.	1 GAL	
	SPD	SPIRAEA DOUGLASII	DOUGLAS SPIREA	24" O.C.	1 GAL	
	VT	VIBURNUM TRILOBUM	HIGHBUSH CRANBERRY	AS SHOWN	1 GAL	

PLANTING AREAS

SYMBOL	CODE	BOTANICAL NAME	COMMON NAME	SPACING	SIZE	NOTES
SHRUB AREAS - ORNAMENTAL SPACING						
	ACM	ACHILLEA MILLEFOLIUM	YARROW	18" O.C.	1 GAL	
	ACC	ACER CIRCINATUM	VINE MAPLE	AS SHOWN	10 GAL	3 OR 5 STEMS
	ARU	ARCTOSTAPHYLOS UVA-URSI	BEARBERRY	36" O.C.	1 GAL	
	CET	CEANOTHUS THYRSIFLORUS	BLUE BLOSSOM	36" O.C.	5 GAL	
	COS	CORNUS SERICEA VAR. SERICEA	RED TWIG DOGWOOD	AS SHOWN	5 GAL	
	GAS	GAULTHERIA SHALLON	SALAL	36" O.C.	1 GAL	
	HOD	HOLODISCUS DISCOLOR	OCEANSPRAY	AS SHOWN	5 GAL	
	IRT	IRIS TENAX	OREGON IRIS	18" O.C.	1 GAL	
	LOC	LONICERA CILIOSA	WESTERN TRUMPET HONEYSUCKLE	36" O.C.	5 GAL	
	LOI	LONICERA INVOLUCRATA	BLACK TWINBERRY	AS SHOWN	5 GAL	
	MAA	MAHONIA AQUIFOLIUM	OREGON GRAPE	36" O.C.	5 GAL	
	MAR	MAHONIA REPENS	CREeping OREGON GRAPE	24" O.C.	1 GAL	
	OEC	OEMLERIA CERASIFORMIS	OSOBERRY	AS SHOWN	5 GAL	
	PHL	PHILADELPHUS LEWISII	MOCK ORANGE	36" O.C.	1 GAL	
	POT	POTENTILLA FRUTICOSA	POTENTILLA	36" O.C.	1 GAL	
	RIS	RIBES SANGUINEUM	RED-FLOWERING CURRANT	36" O.C.	1 GAL	
	RUH	RUDBECKIA HIRTA	BLACK-EYED SUSAN	18" O.C.	1 GAL	
	SAR	SAMBUCUS RACEMOSA	RED ELDERBERRY	AS SHOWN	5 GAL	
	SCS	SCHIZACHYRIUM SCOPARIUM	LITTLE BLUESTEM	24" O.C.	1 GAL	
	SPB	SPIRAEA BETULIFOLIA	SPIRAEA BETULIFOLIA	24" O.C.	1 GAL	
	SYA	SYMPHORICARPOS ALBUS	SNOWBERRY	36" O.C.	1 GAL	
	VAO	VACCINIUM OVATUM	EVERGREEN HUCKLEBERRY	60" O.C.	5 GAL	
	VAP	VACCINIUM PARVIFOLIUM	RED HUCKLEBERRY	AS SHOWN	5 GAL	
	VIT	VIBURNUM TRILOBUM	HIGHBUSH CRANBERRY	AS SHOWN	1 GAL	
SHRUB AREAS, RESTORATION - LOOSE SPACING						
	ACC	ACER CIRCINATUM	VINE MAPLE	6 FT O.C.	3 GAL	25%
	MANE	MAHONIA NERVOSA	LANCE-LEAFED OREGON GRAPE	6 FT O.C.	1 GAL	25%
	POMU	POLYSTICHUM MUNITUM	WESTERN SWORD FERN	6 FT O.C.	1 GAL	25%
LAYOUT IN SPECIES GROUPS OF 5 - 7 PLANTS						
SEED MIXES						
	MEAD	MEADOW MIX				REF. SPECS
	LAWN	SUN/SHADE SEED MIX				REF. SPECS

Replaced by Exhibit B3

PLANTING NOTES

- DO NOT BEGIN PLANTING UNTIL IRRIGATION SYSTEM IS INSTALLED, TESTED AND APPROVED.
- DO NOT BEGIN PLANTING UNTIL SOIL PREPARATION IS COMPLETE AND APPROVED. TOPSOIL DEPTH WITHIN SHRUB AREAS IS XX INCHES DEPTH WITH 2 INCHES MULCH TOP DRESSING. PLANTING SOIL WITHIN LAWN AREAS IS XX INCHES.
- LOCATE PLANTS AS DIMENSIONED ON THE PLANS AND AS SHOWN IN THE PLANT SCHEDULE. PLANT SPACING IS MEASURED CENTER TO CENTER. PLANT LOCATIONS MAY BE ADJUSTED BY THE LANDSCAPE ARCHITECT TO MEET FIELD CONDITIONS.
- VERIFY ALL QUANTITIES AND VARIETIES SHOWN ON THE DRAWINGS PRIOR TO ORDERING. OWNER MUST APPROVE ANY NECESSARY SUBSTITUTIONS DURING SUBMITTALS PROCESS. REVIEW PROCESS TO BE ESTABLISHED AT PRE-CONSTRUCTION MEETING.
- THOROUGHLY WATER IN ALL PLANTS WITHIN 6 HOURS OF PLANTING.
- APPLY SPECIFIED MULCH OVER PLANTING AREAS WITHIN TWO DAYS OF INSTALLING PLANTS, UNLESS OTHERWISE NOTED.
- ALL PLANTS ARE REQUIRED TO MEET AMERICAN STANDARD FOR NURSERY STOCK, ANSI Z60.1-2014.
- TO CALCULATE THE QUANTITY OF PLANTS PER AREA, USE THE FOLLOWING SPACING MULTIPLIERS:

TRIANGULAR SPACING	9"	12"	15"	18"	24"	30"	36"	48"
SQUARE FT MULTIPLIER	2.053	1.155	0.739	0.513	0.289	0.185	0.128	0.072



Mayer/Reed

MayerReed, Inc.
319 SW Washington St.
Suite 820
Portland, Oregon 97204
503.223.5953
www.mayerreed.com

NOT FOR CONSTRUCTION

Revisions

Submittal / Date

LAND USE PERMIT

03.28.2024

Project

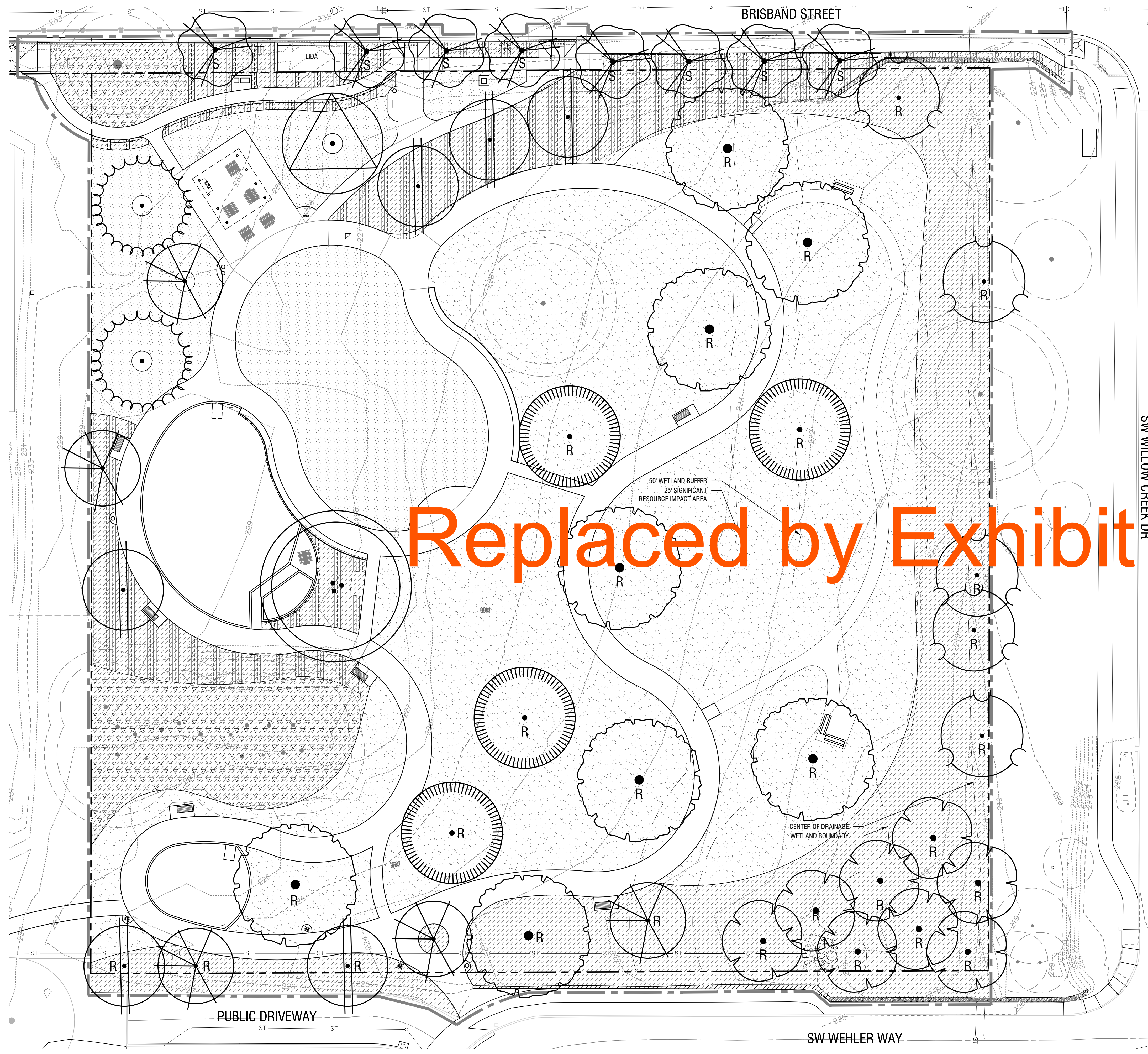
FROG POND NEIGHBORHOOD PARK

Sheet Title

PLANT SCHEDULE AND NOTES

Sheet No.

L5.00



GENERAL LEGEND

- PROPERTY LINE
- LIMIT OF WORK
- ⊕ LIGHT POLE, REF. ELEC.
- FENCE
- EXISTING TREE TO REMAIN, PROTECT
- CANOPY
- ROOT PROTECTION ZONE
- REF. L1.01 FOR GENERAL NOTES

PLANTING LEGEND

- LAWN
- SHRUB AREAS - ORNAMENTAL SPACING
- SHRUB AREA, RESTORATION - LOOSE SPACING
- SHRUB AREAS, RESTORATION - DENSE SPACING
- MEADOW

NOTE:
ON PLAN
S DESIGNATES SALVAGED TREE
R DESIGNATES RESTORATION TREE

Replaced by Exhibit B3



Mayer/Reed

Mayer/Reed, Inc.
319 SW Washington St.
Suite 820
Portland, Oregon 97204
503.223.5953
www.mayerreed.com

NOT FOR
CONSTRUCTION

Revisions

Submittal / Date

LAND USE PERMIT

03.28.2024

Project


FROG POND
NEIGHBORHOOD PARK

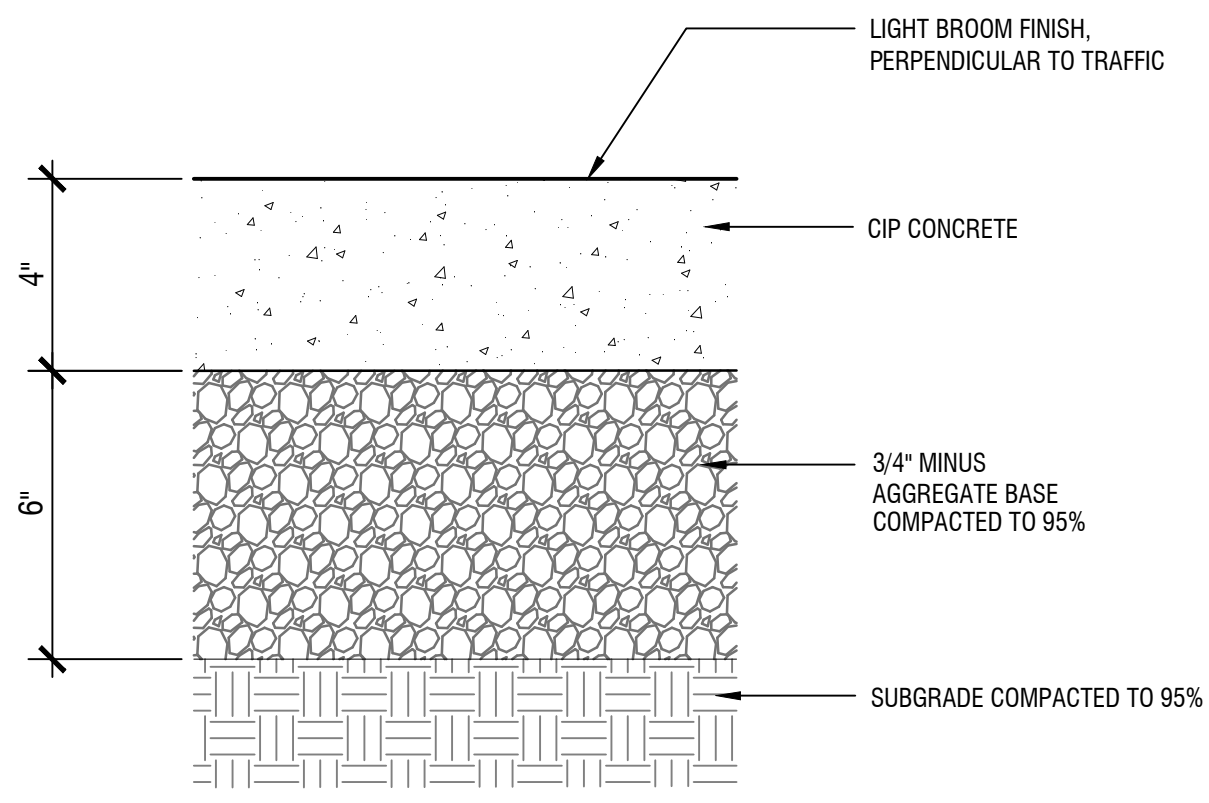
Sheet Title

PLANTING PLAN

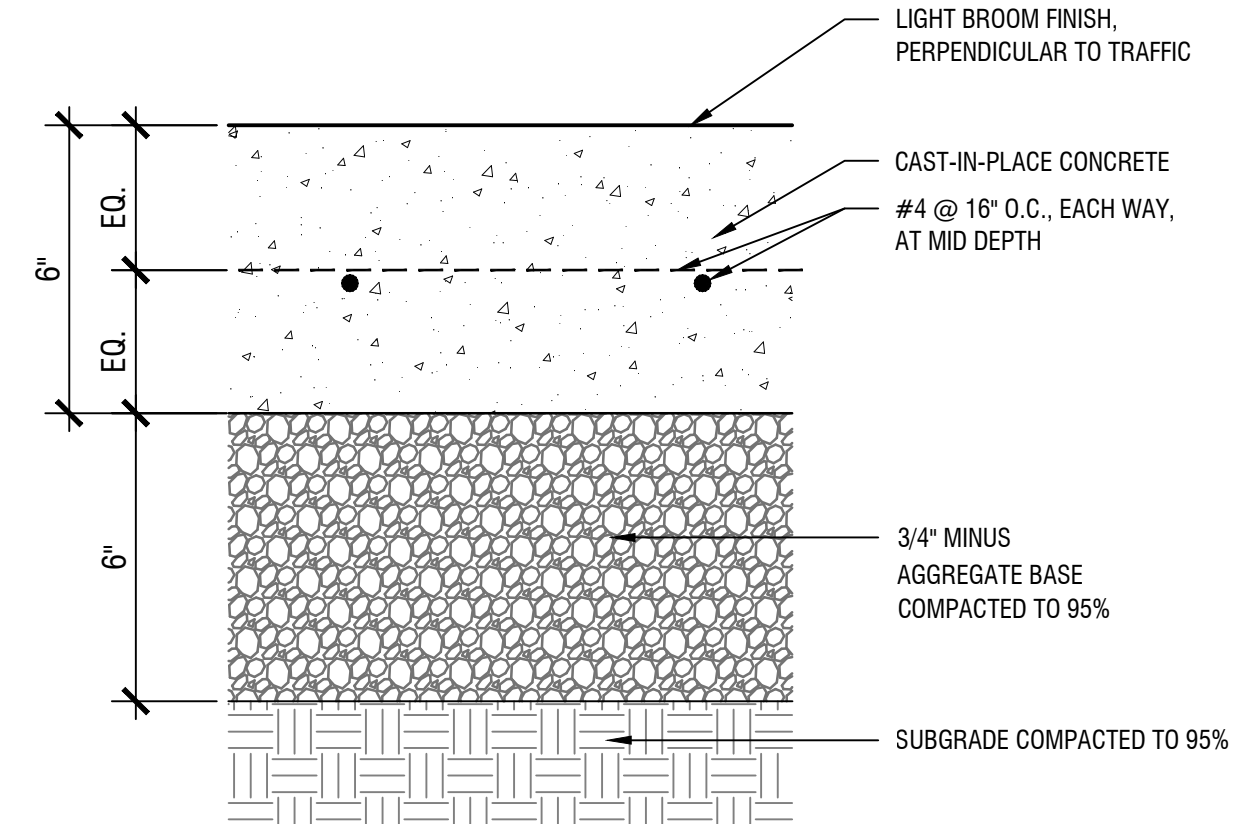
Sheet No.

L5.01

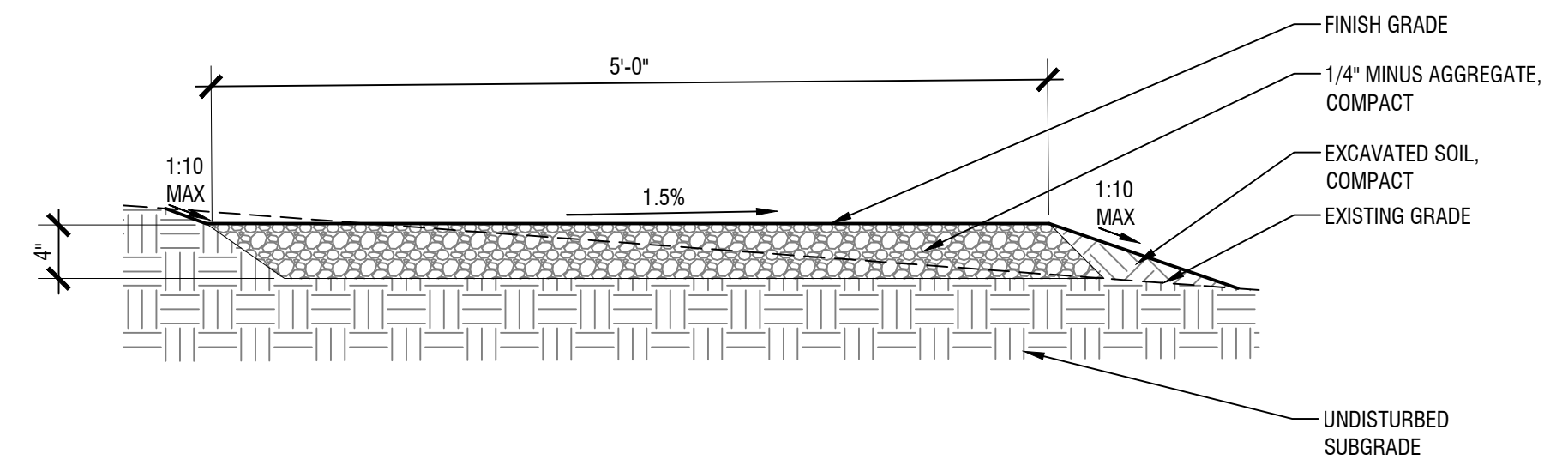




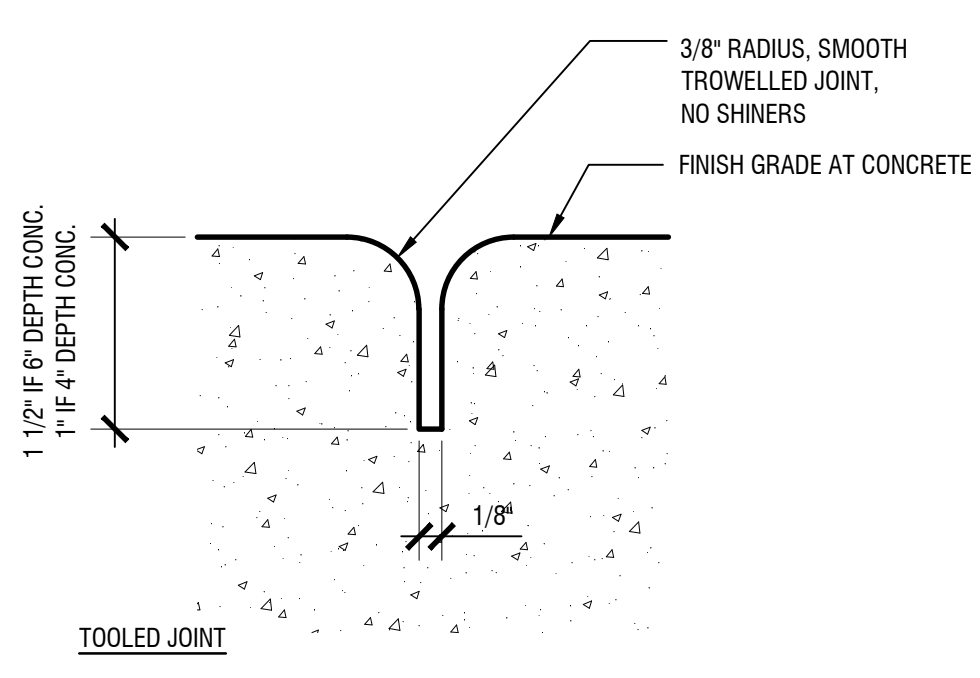
1 4" CONCRETE PAVING - SECTION
SCALE: 3"= 1'-0"



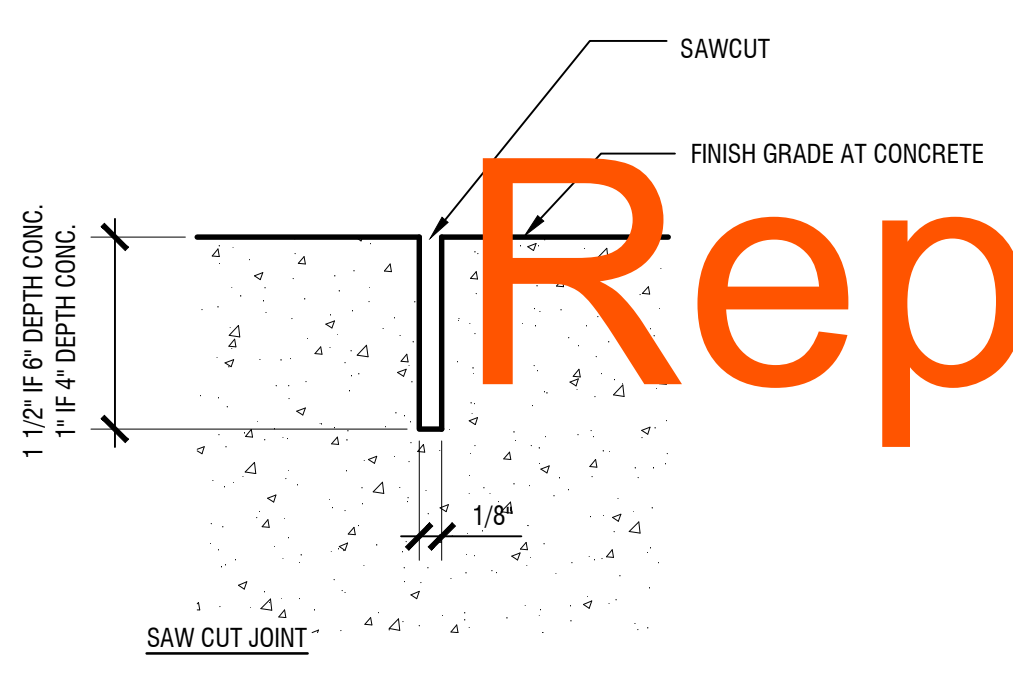
2 6" CONCRETE PAVING - SECTION
SCALE: 3"= 1'-0"



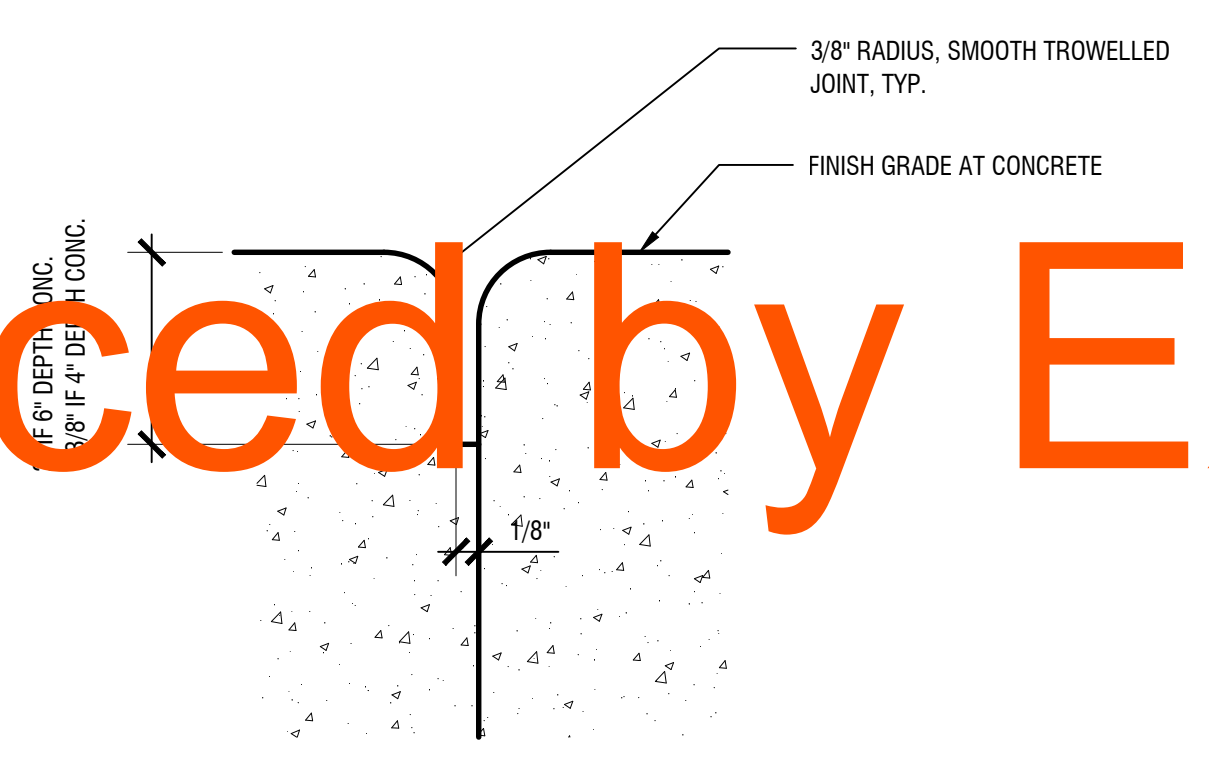
3 COMPACTED AGGREGATE PAVING - SECTION
SCALE: 1"= 1'-0"



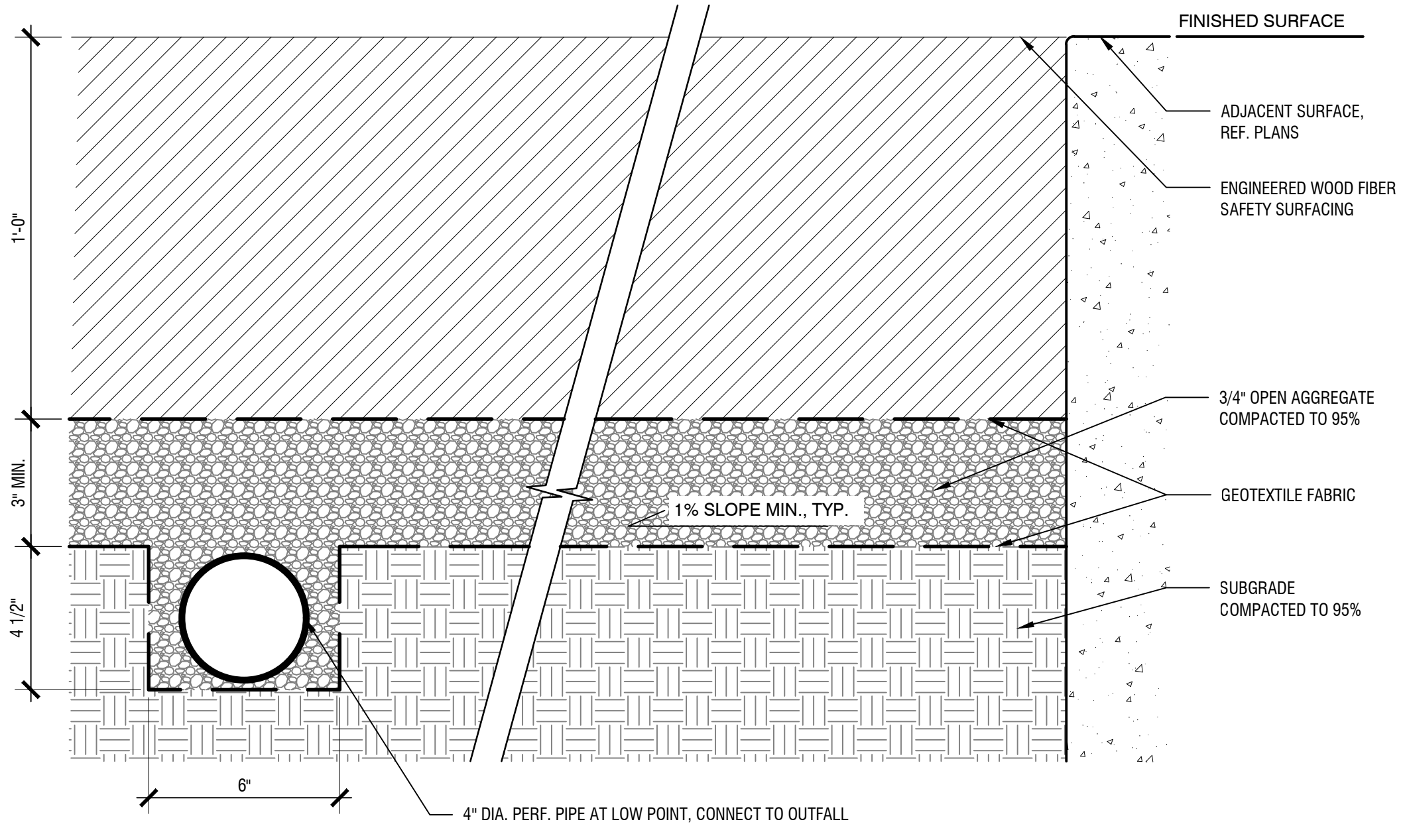
4 CONTROL JOINTS - SECTION
SCALE: 1"= 0'-1"



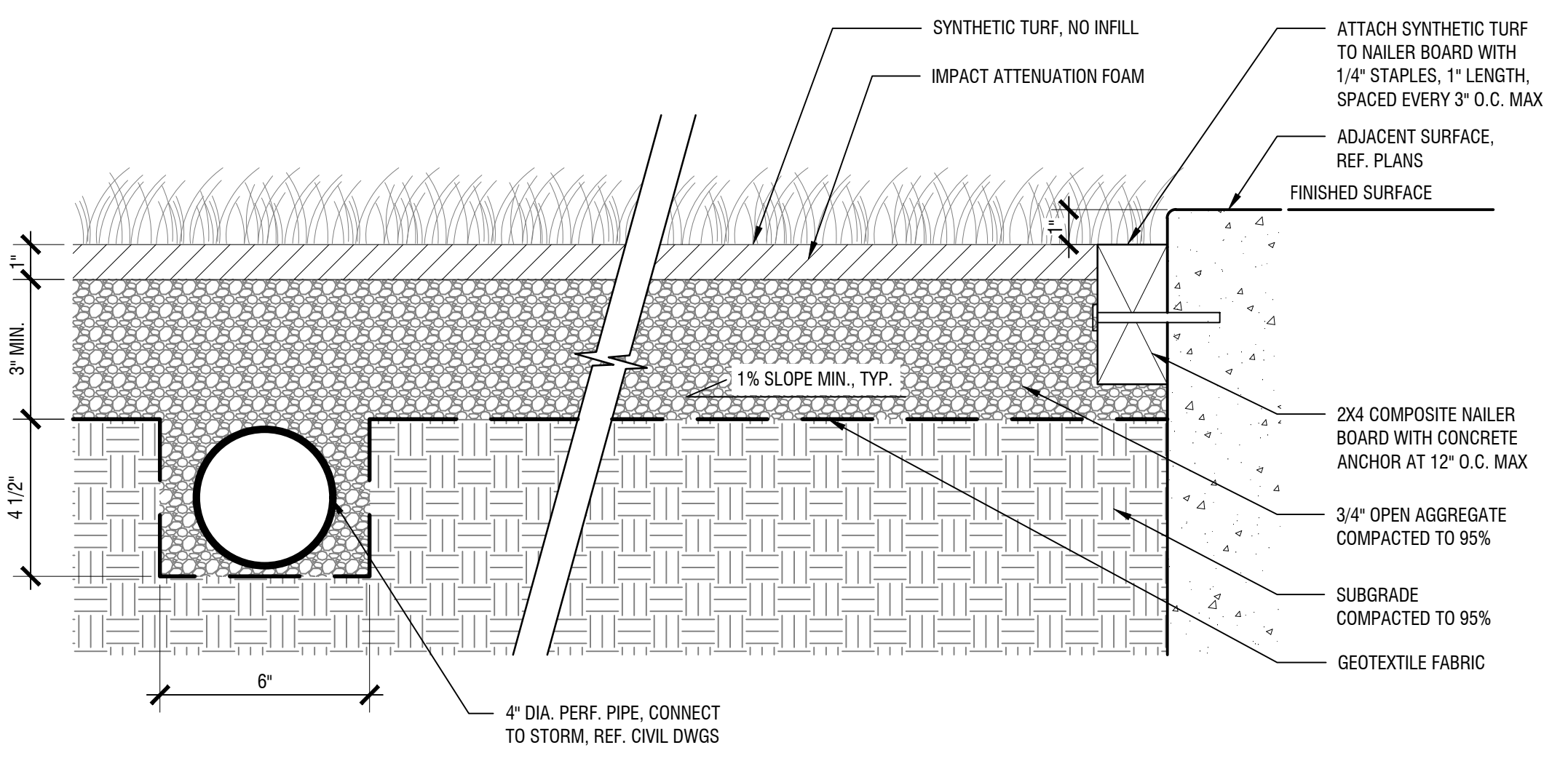
5 STANDARD CONSTRUCTION JOINT - SECTION
SCALE: 1"= 0'-1"



5 ISOLATION JOINT - SECTION
SCALE: 1"= 0'-1"



7 ENGINEERED WOOD FIBER SAFETY SURFACING - SECTION
SCALE: 3"= 1'-0"



8 SYNTHETIC TURF SAFETY SURFACING - SECTION
SCALE: 3"= 1'-0"

Replaced by Exhibit B3

NOT FOR CONSTRUCTION

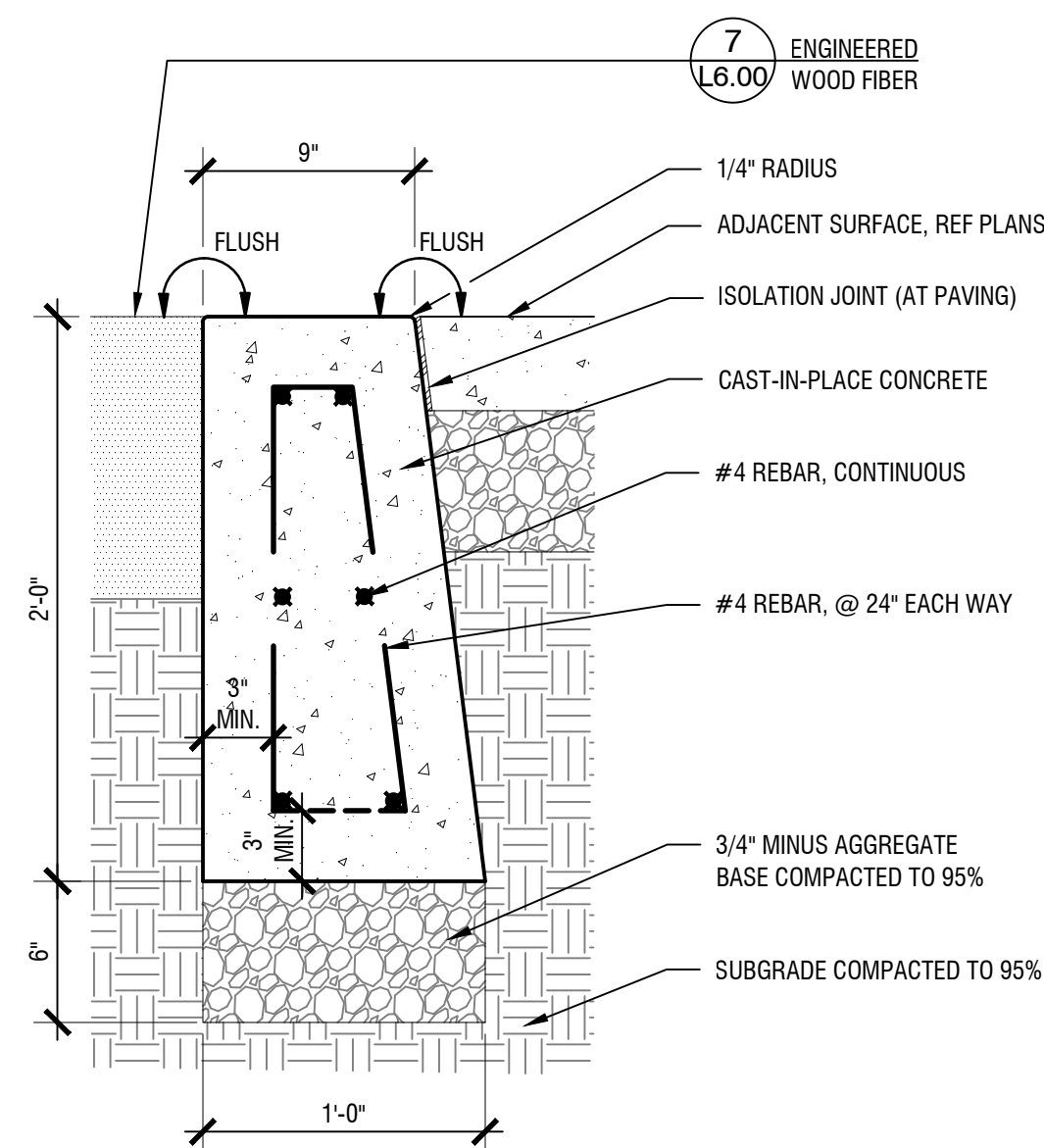
Revisions

Submittal / Date
LAND USE PERMIT
03.28.2024

Project
FROG POND
NEIGHBORHOOD PARK

Sheet Title
SITE DETAILS - PAVING

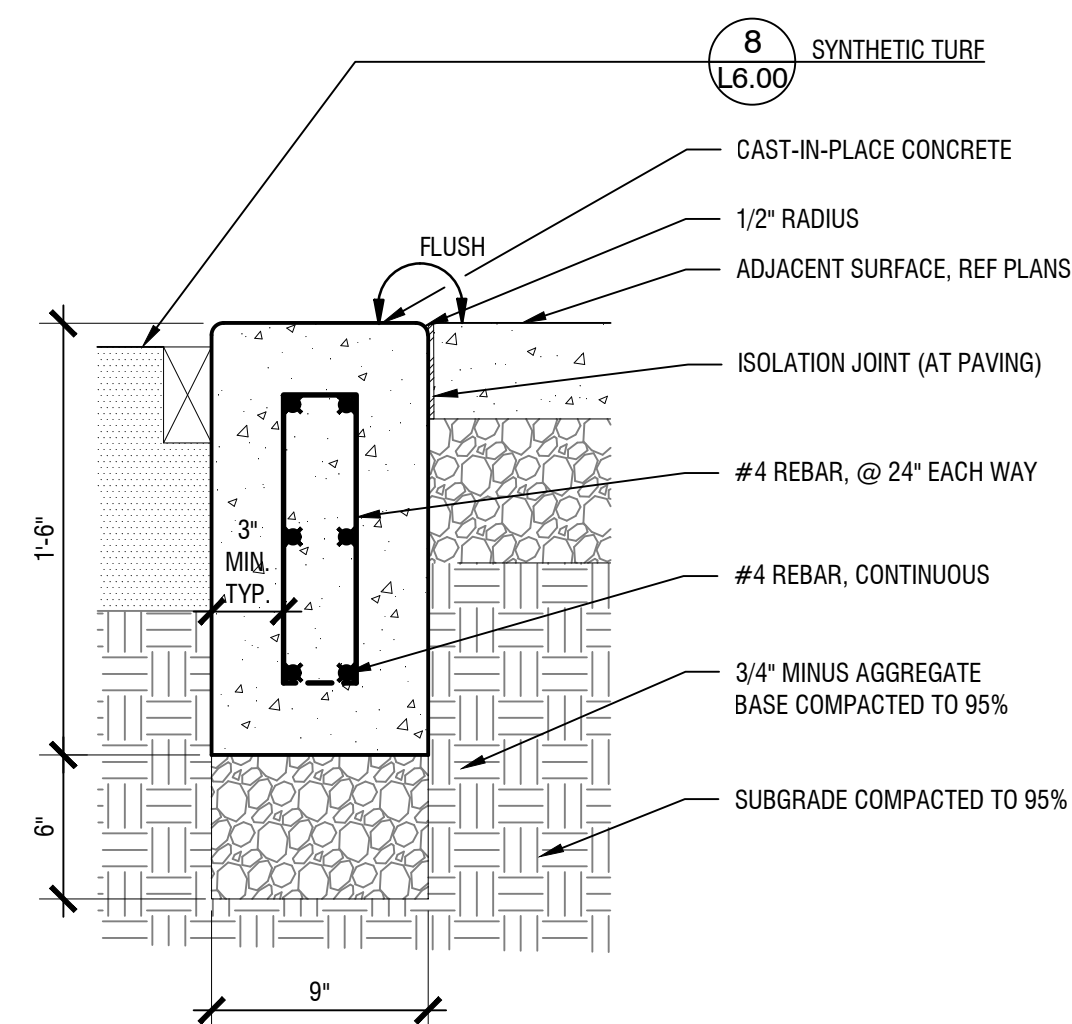
Sheet No.
L6.00



1 CONCRETE HEADER, TYPE 1 - SECTION

SCALE: 1 1/2" = 1'-0"

PVG-CONC-HEADER.DWG



2 CONCRETE HEADER, TYPE 2 - SECTION

SCALE: 1 1/2" = 1'-0"

PVG-CONC-HEADER.DWG

Replaced by Exhibit B3

NOT FOR
CONSTRUCTION

Revisions

Submittal / Date

LAND USE PERMIT

03.28.2024

Project

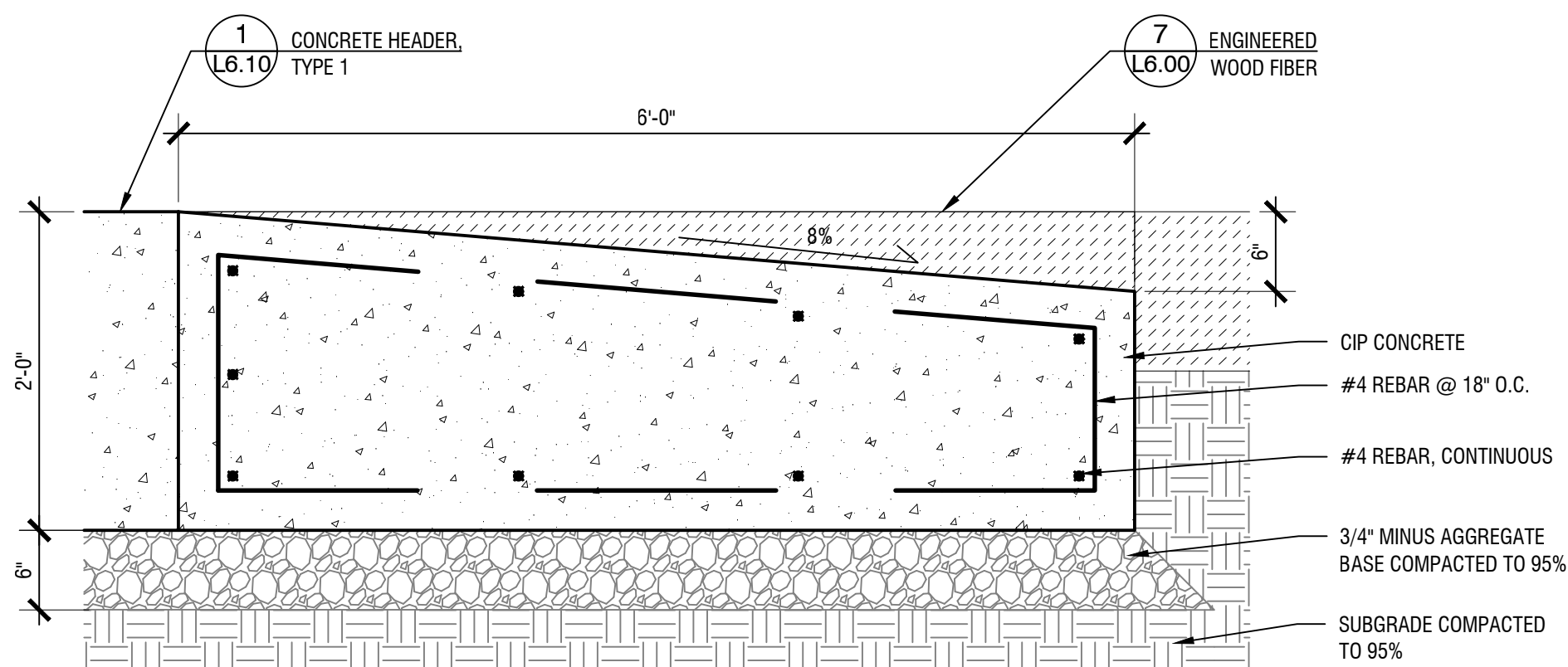
FROG POND
NEIGHBORHOOD PARK

Sheet Title

SITE DETAILS -
WALLS & CURBS

Sheet No.

L6.10

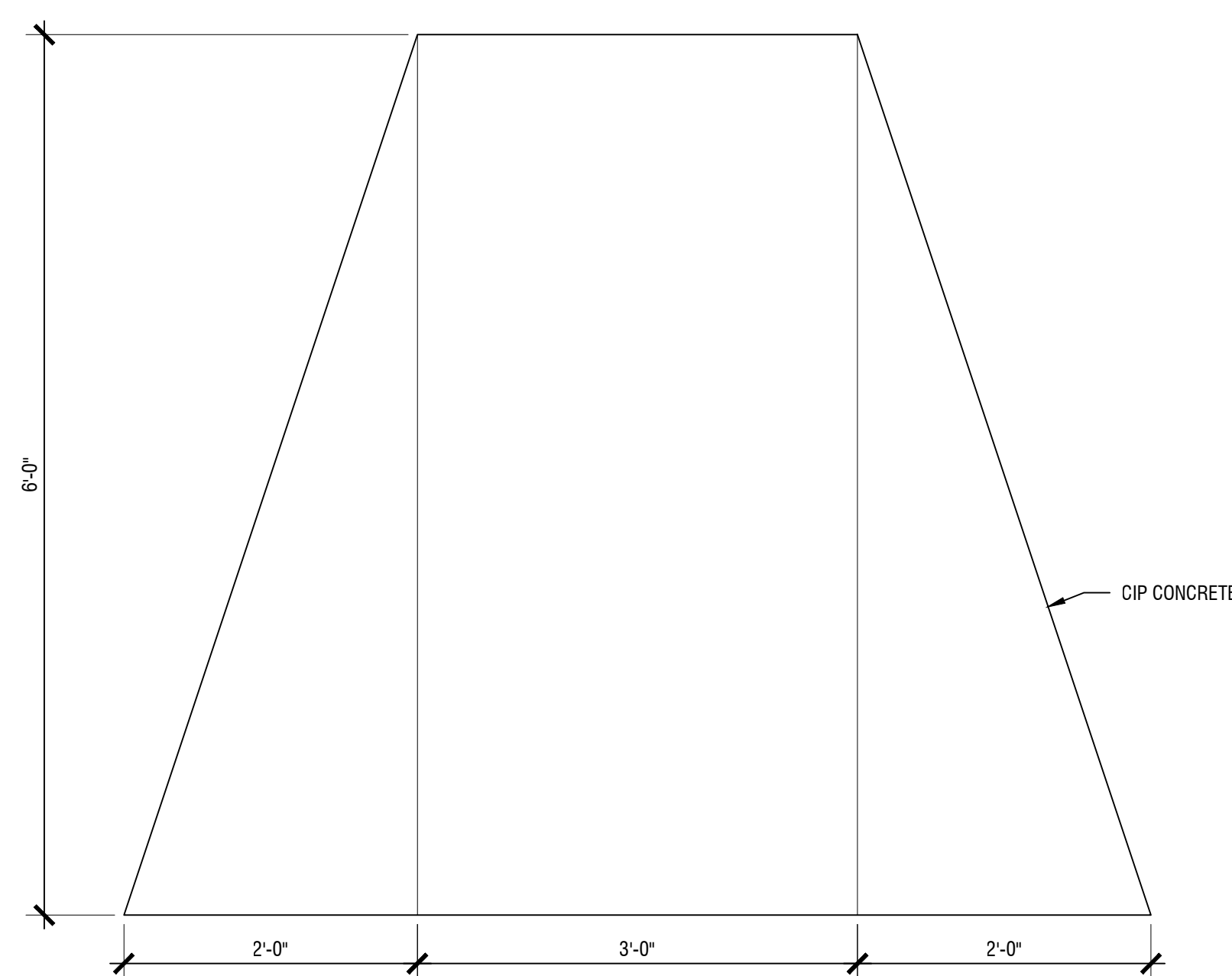


A - SECTION

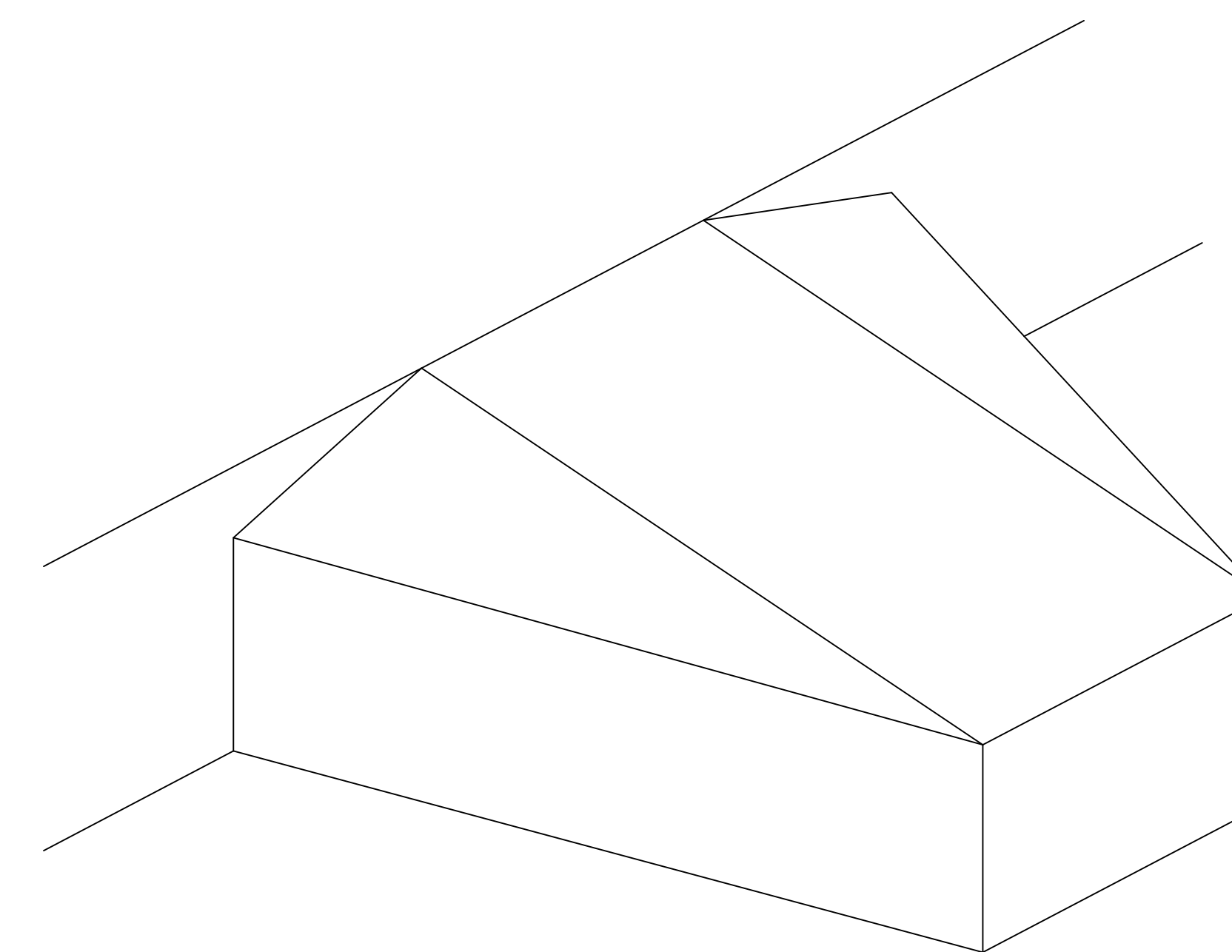
3 SAFETY SURFACING RAMP

SCALE: 1" = 1'-0"

pvg-safety surfacing ramp.D

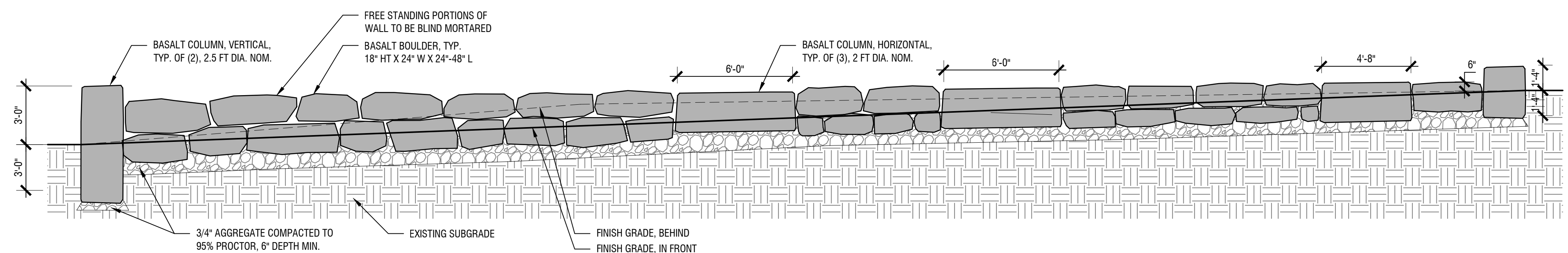


B - PLAN

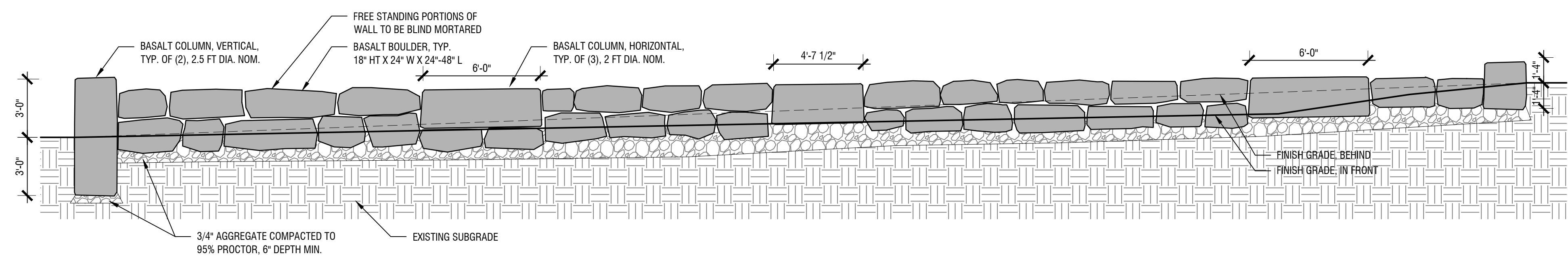


C - AXONOMETRIC

NOT FOR
CONSTRUCTION

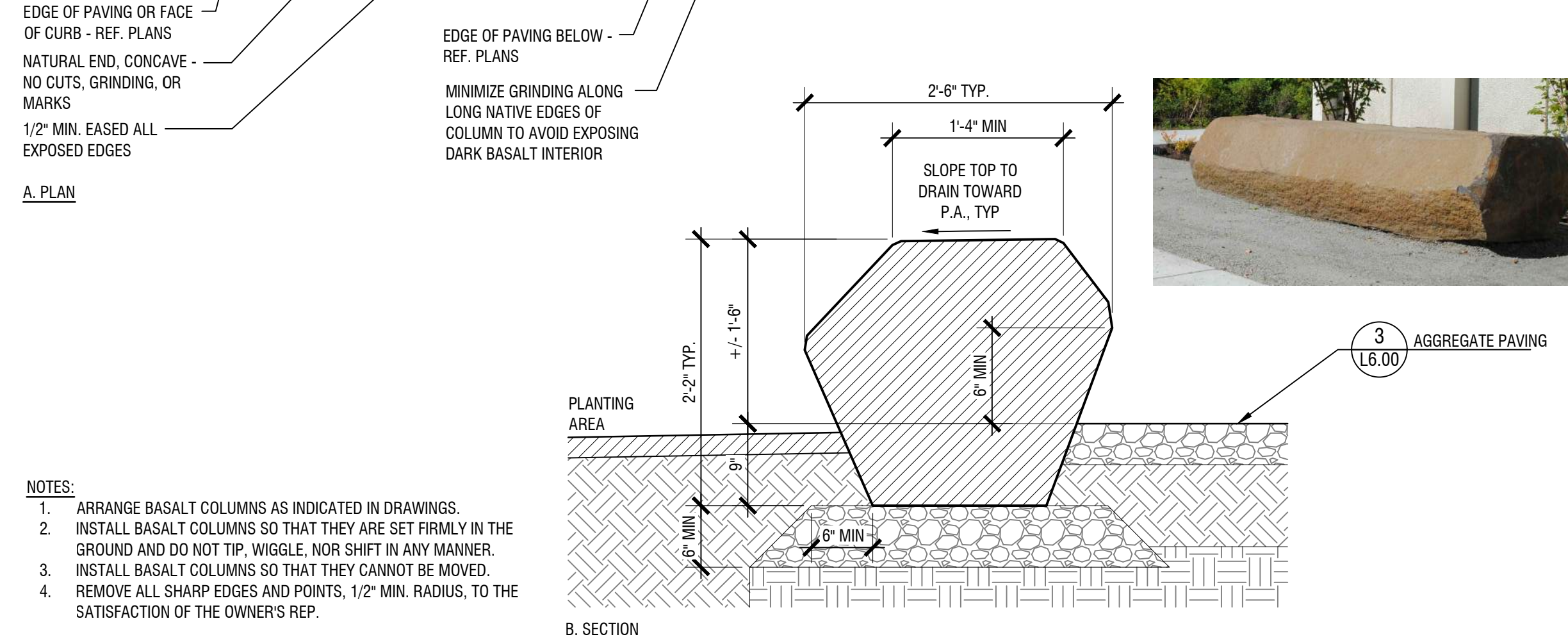
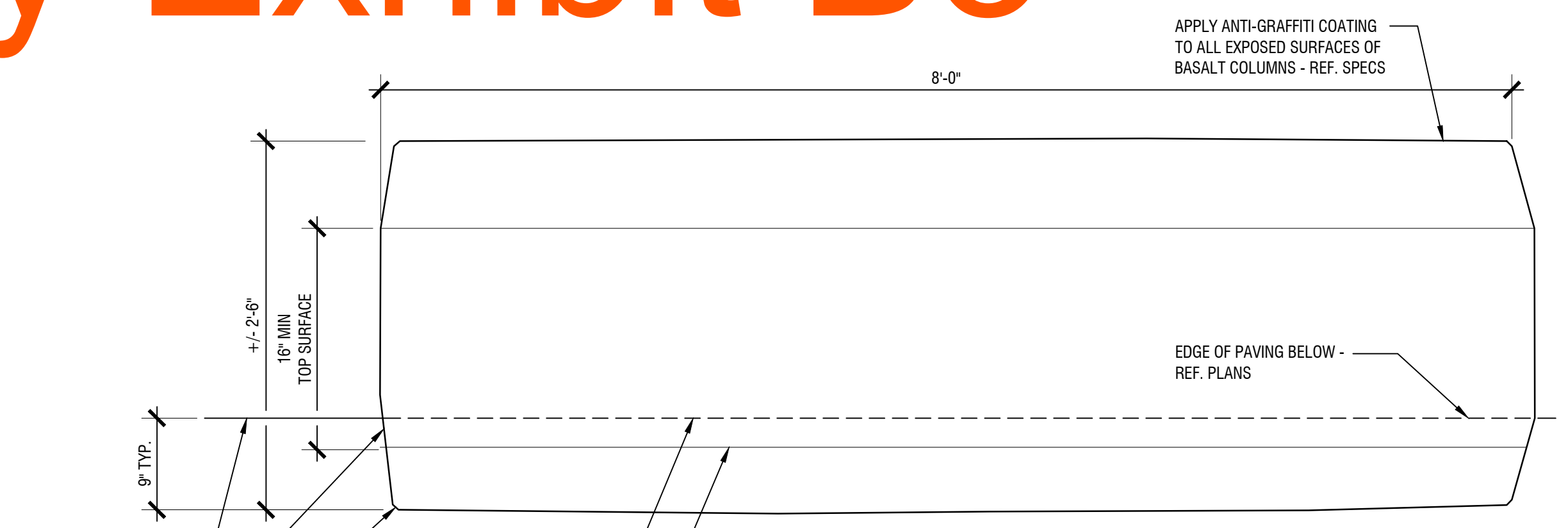


1 WALL A - SECTION
SCALE: 1/4" = 1'-0"

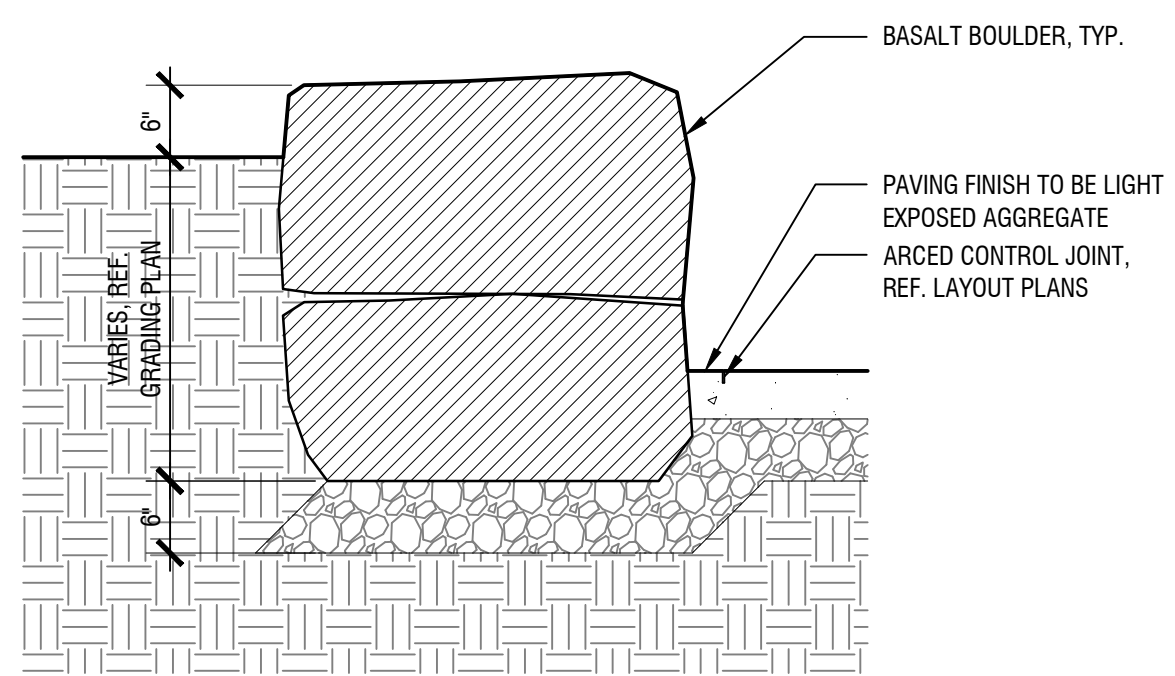


2 WALL B - SECTION
SCALE: 1/4" = 1'-0"

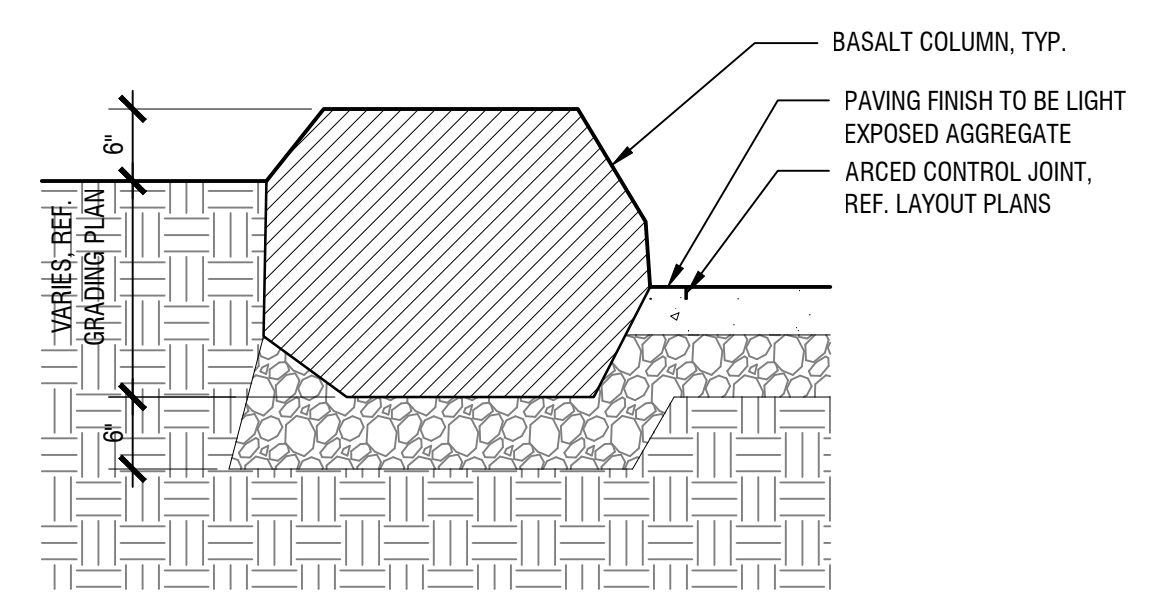
Replaced by Exhibit B3



- NOTES:**
1. ARRANGE BASALT COLUMNS AS INDICATED IN DRAWINGS.
 2. INSTALL BASALT COLUMNS SO THAT THEY ARE SET FIRMLY IN THE GROUND AND DO NOT TIP, WIGGLE, NOR SHIFT IN ANY MANNER.
 3. INSTALL BASALT COLUMNS SO THAT THEY CANNOT BE MOVED.
 4. REMOVE ALL SHARP EDGES AND POINTS, 1/2" MIN. RADIUS, TO THE SATISFACTION OF THE OWNER'S REP.



3 WALL, AT BOULDERS - SECTION
SCALE: 3/4" = 1'-0"



4 WALL, AT COLUMNS - SECTION
SCALE: 3/4" = 1'-0"

5 BASALT COLUMN - HORIZONTAL
SCALE: 1" = 1'-0"

Revisions

Submittal / Date

LAND USE PERMIT

03.28.2024

Project
FROG POND
NEIGHBORHOOD PARK

Sheet Title

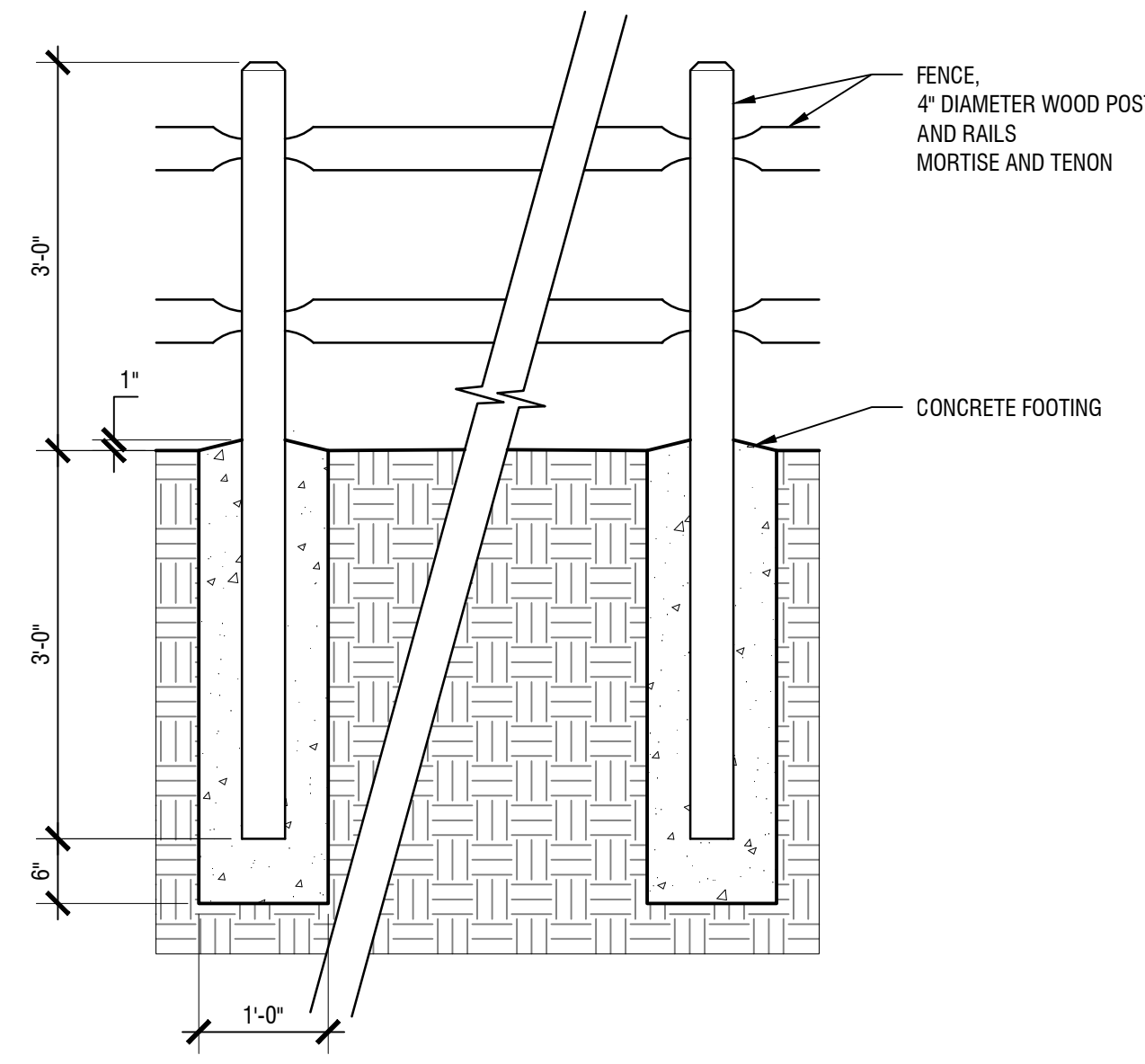
SITE DETAILS - WALLS & CURBS

Sheet No.

L6.11

Mayer/Reed

Mayer/Reed, Inc.
319 SW Washington St.
Suite 820
Portland, Oregon 97204
503.223.5953
www.mayerreed.com



1 FENCE - SECTION/ELEVATION
SCALE: 3/4" = 1'-0"



2 CONCRETE PAVING - STAMPED
SCALE: NTS

Replaced by Exhibit B3

NOT FOR
CONSTRUCTION

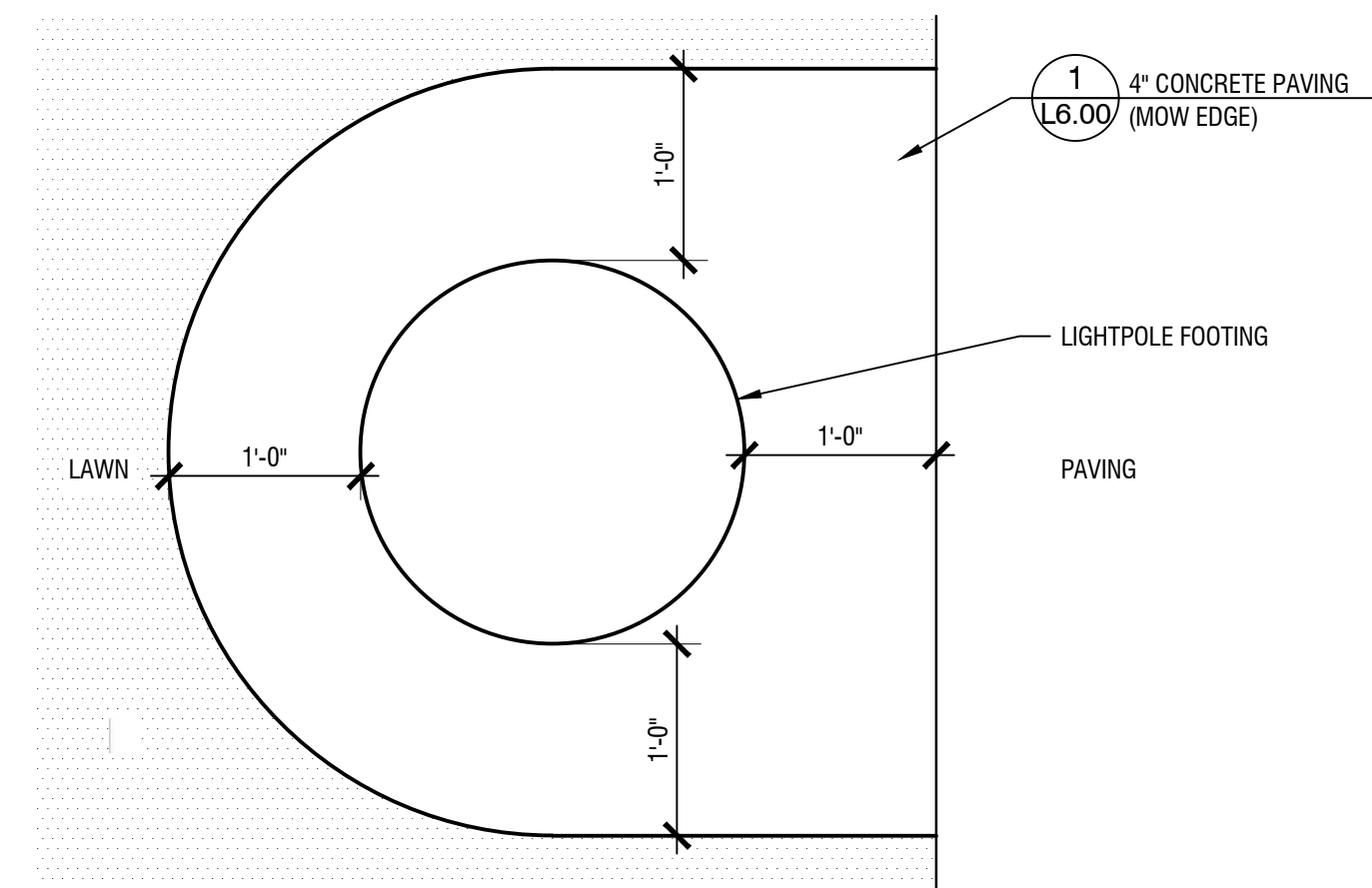
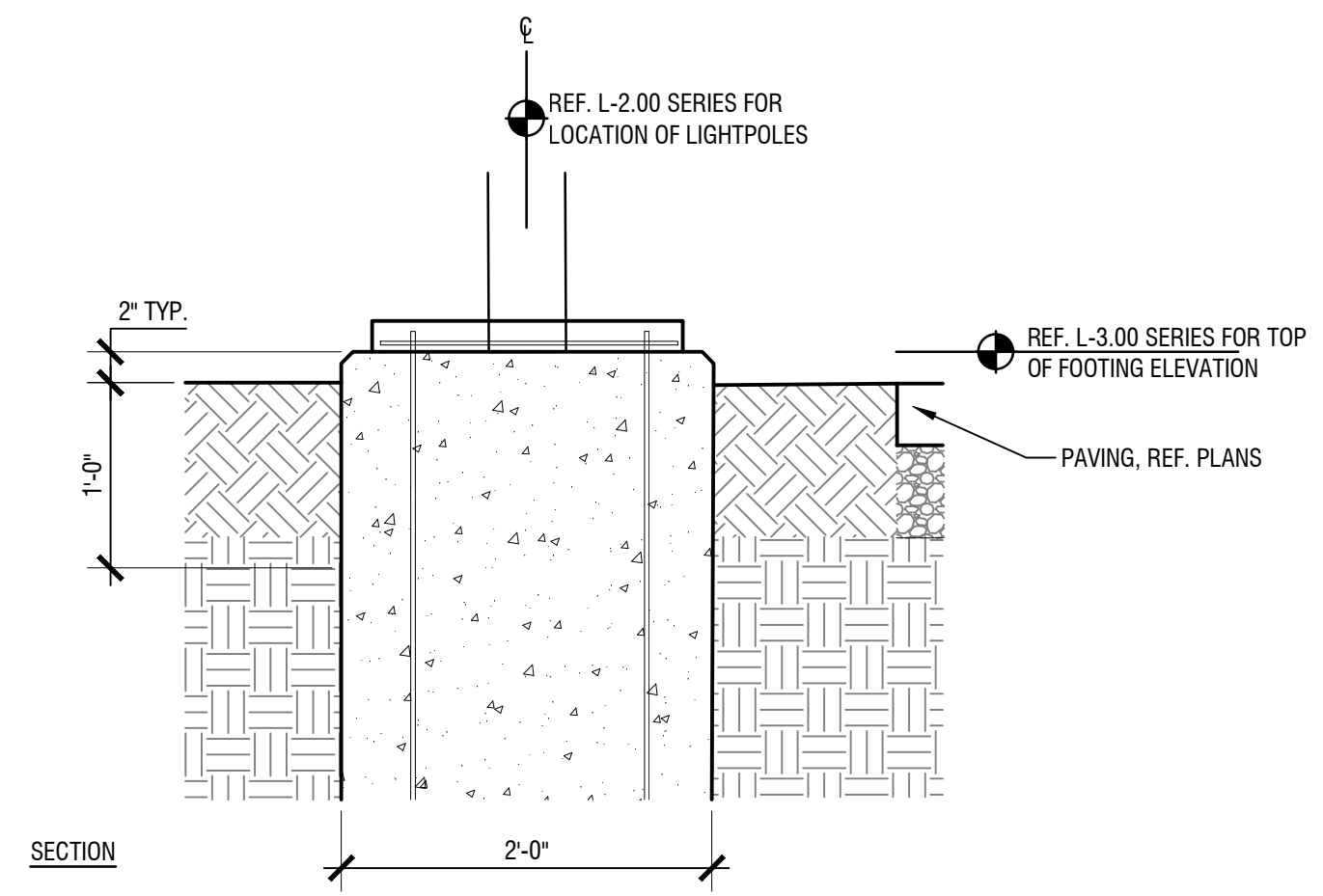
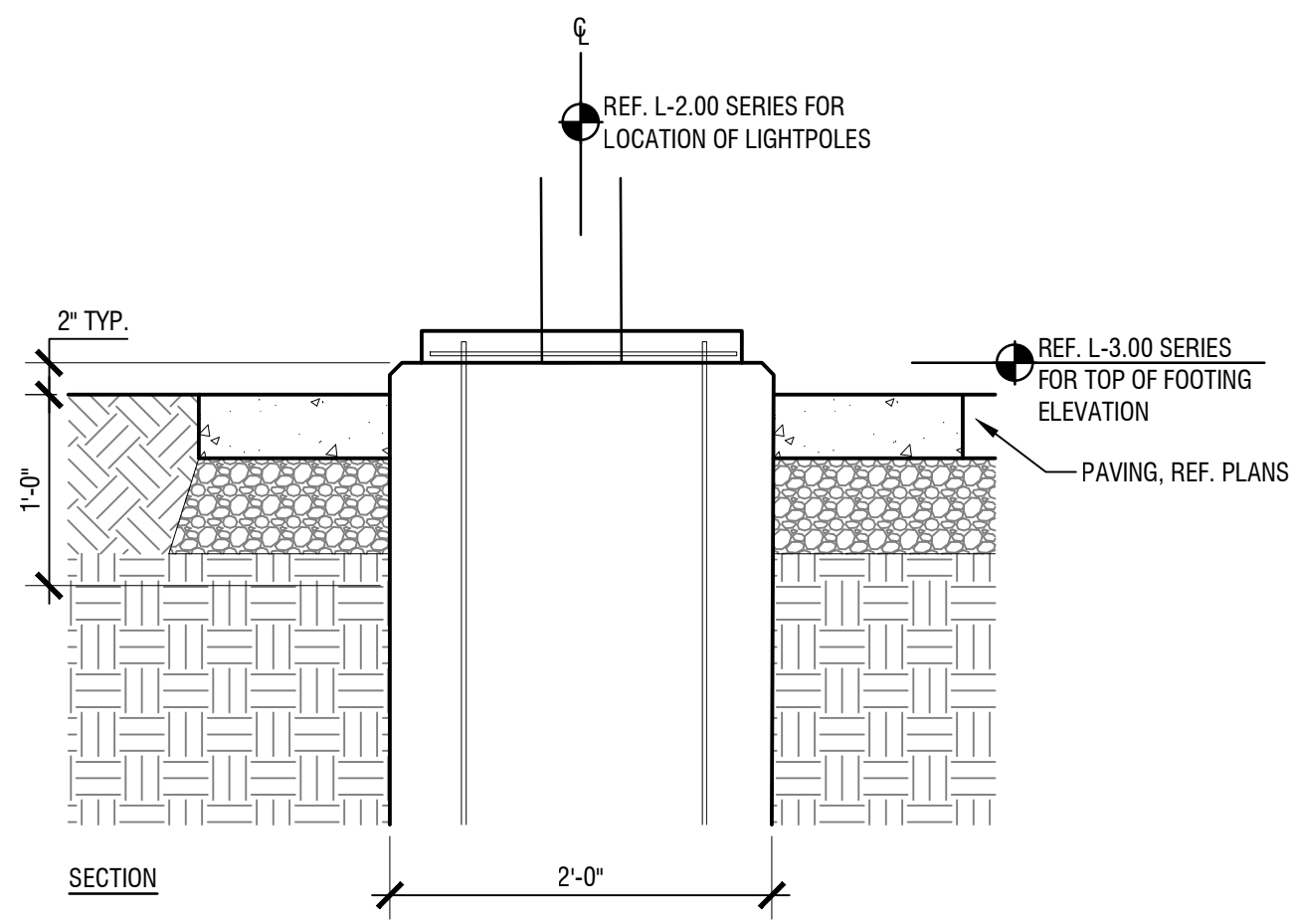
Revisions

Submittal / Date
LAND USE PERMIT
03.28.2024

Project
FROG POND
NEIGHBORHOOD PARK

Sheet Title
SITE DETAILS -
FENCING

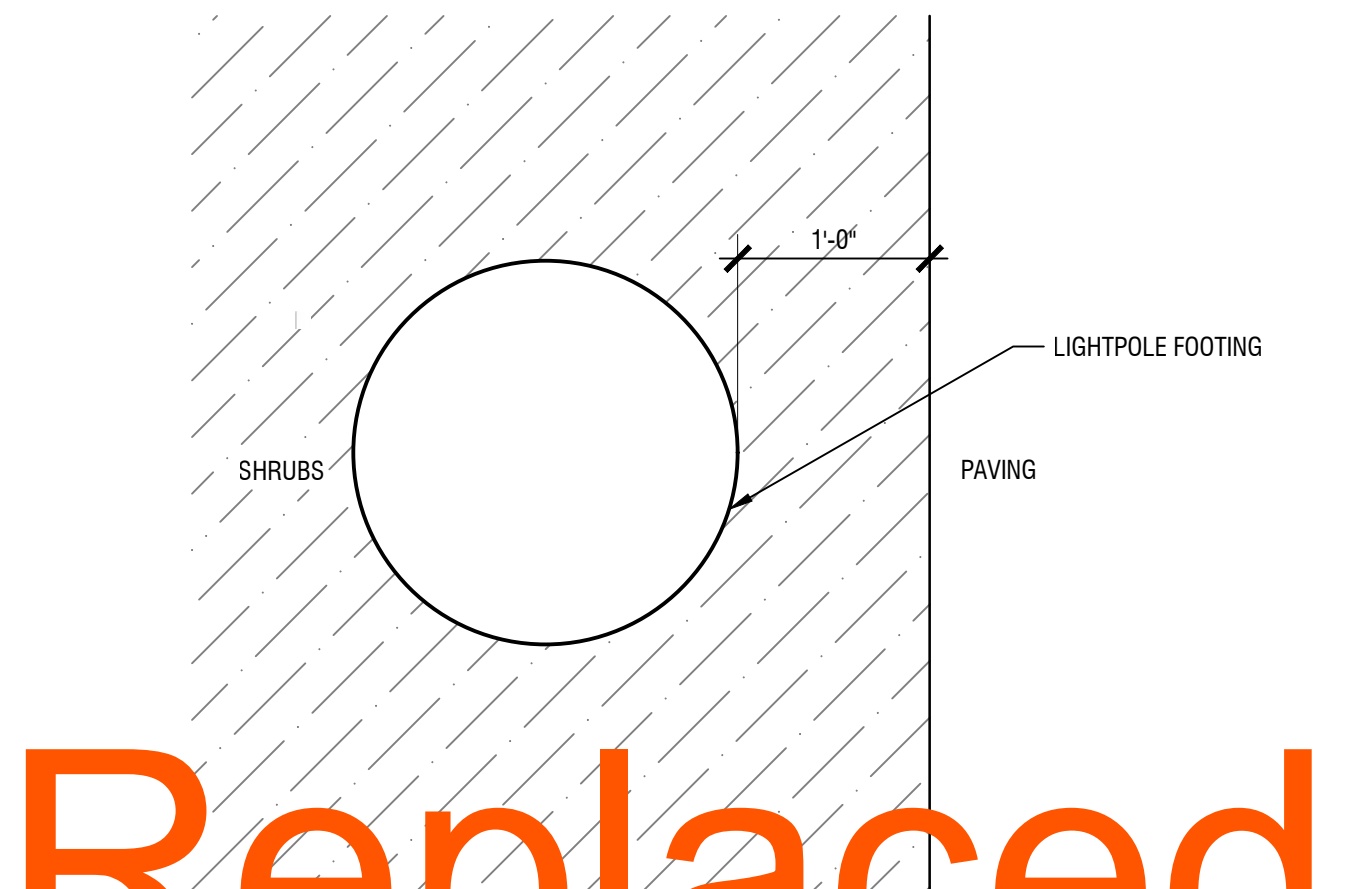
Sheet No.
L6.20



PLAN
A - IN LAWN

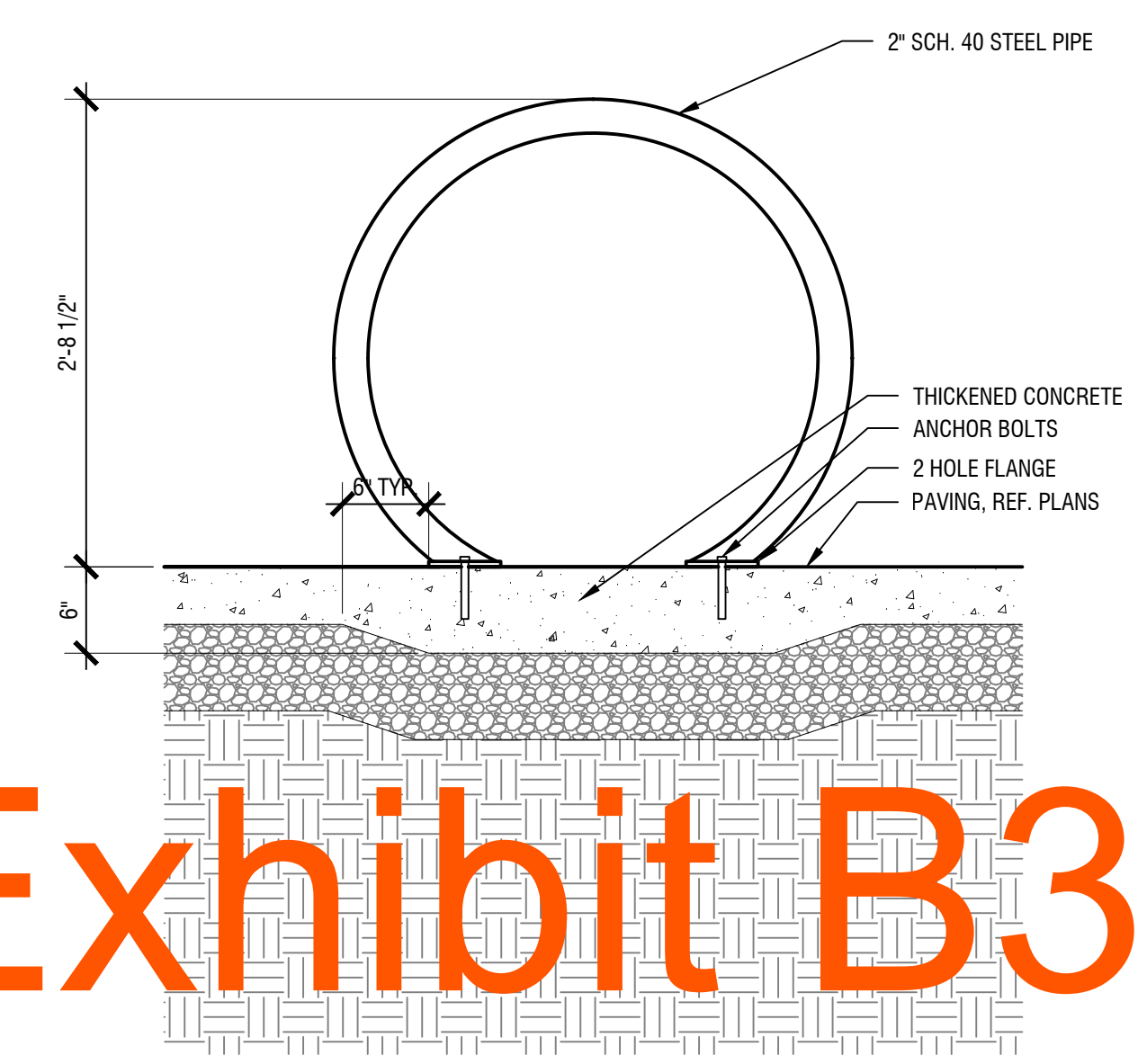
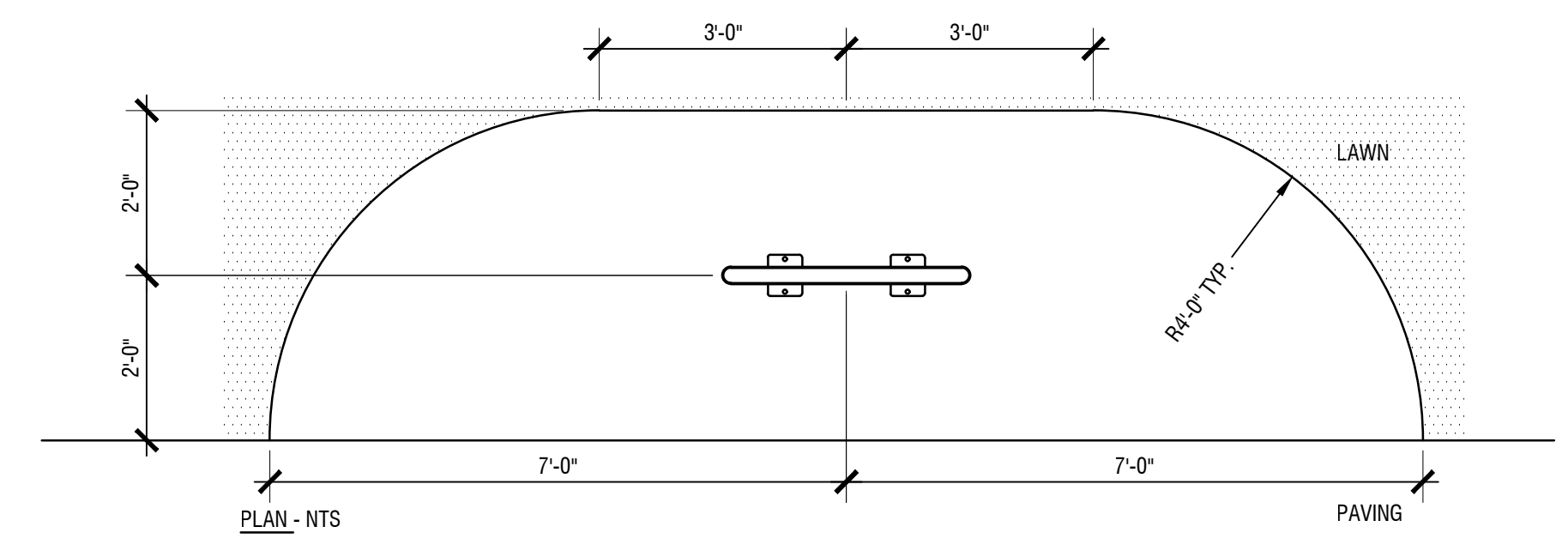
NOTES:
1. FOR ELECTRICAL INFORMATION REF. ELECTRICAL.
2. FOR CAST IN PLACE FOOTING DEPTH AND REINFORCING, REF. STRUCTURAL, DELEGATED DESIGN.

1 LIGHT POLE FOOTING - INTERFACE WITH ADJACENT SURFACES
SCALE: 1"= 1'-0"



PLAN
IN SHRUBS

2 BIKE RACK
SCALE: 1"= 1'-0"



SECTION

Replaced by Exhibit B3

NOT FOR
CONSTRUCTION


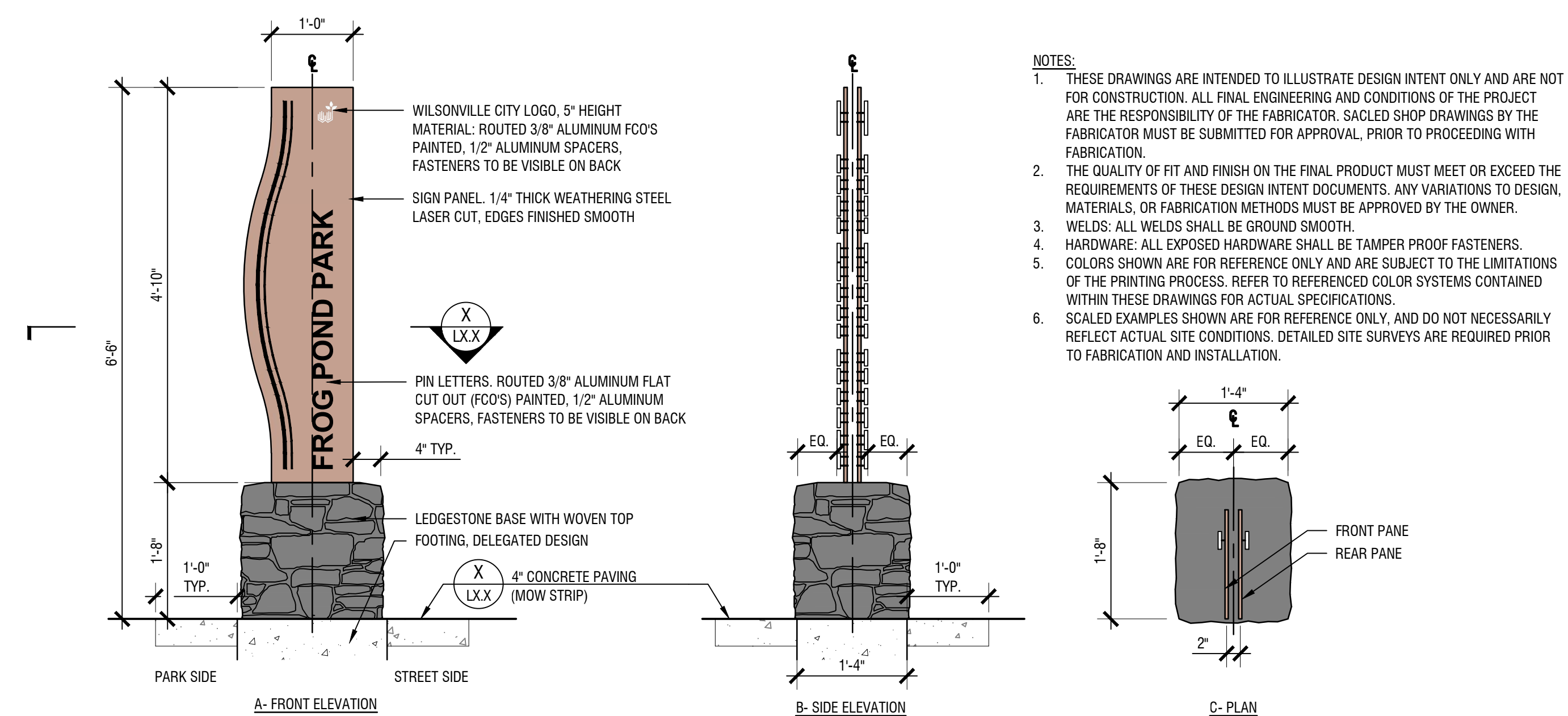
Revisions

Submittal / Date
LAND USE PERMIT
03.28.2024

Project
FROG POND
NEIGHBORHOOD PARK

Sheet Title
SITE DETAILS - SITE
FURNISHINGS

Sheet No.
L6.30



1 PARK SIGN
SCALE: 3/4" = 1'-0"

SIGN-PARK-SMALL.DWG

Replaced by Exhibit B3

NOT FOR
CONSTRUCTION

Revisions

Submittal / Date

LAND USE PERMIT

03.28.2024

Project

FROG POND
NEIGHBORHOOD PARK

Sheet Title


SITE DETAILS -
MISCELLANEOUS

Sheet No.

L6.40



picnic shelter - Western Wood Structures
treated Douglas fir, powdercoated steel (dark green), standing seam metal roof (dark green)



bench and picnic table - Landscapeforms Gretchen
thermally modified ash, powdercoated steel (black)




aged thermally modified ash

aged thermally modified oak

Replaced by Exhibit B3



bike rack - Huntco Sol
surface mounted, powdercoated (black)



base counter tile

grill - Bull Grills 4 burner with counter
tile counter and ledger stone base
BYO propane tank



waste receptacle - DuMor 70
thermally modified oak
powdercoated steel (black)



pet station - DOGIPOT
powder coated aluminum (green)



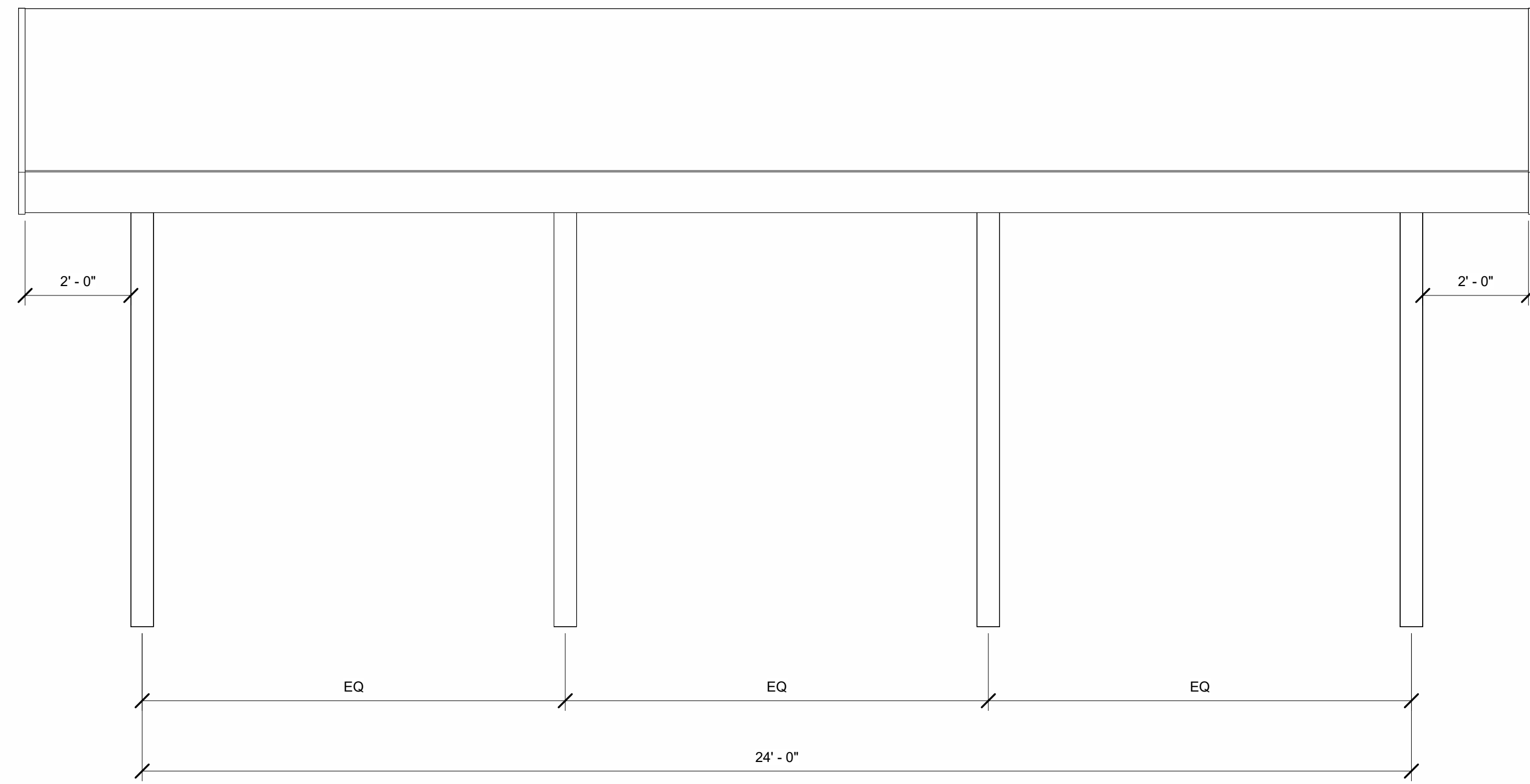
Rolled bag



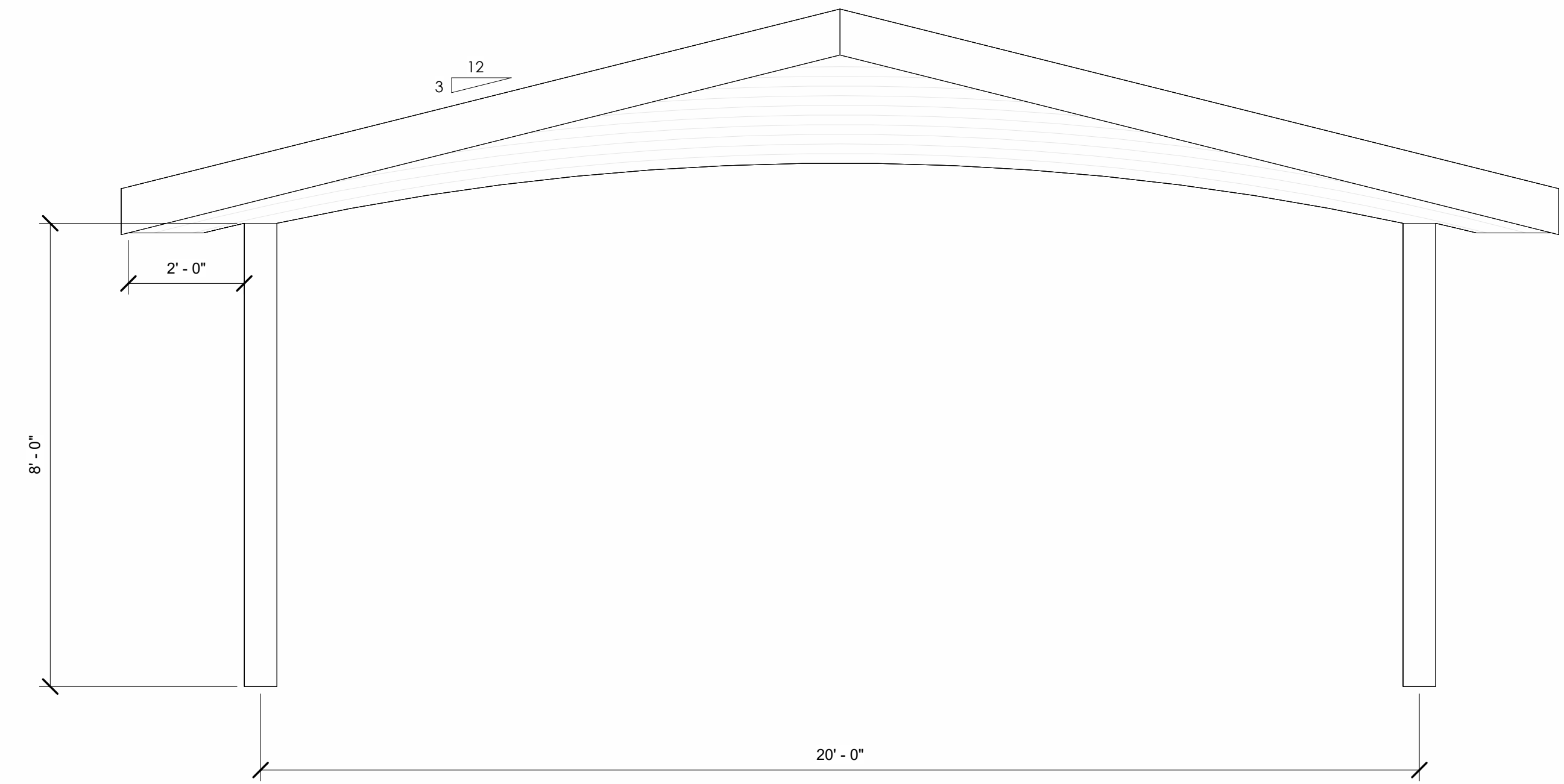
model

color

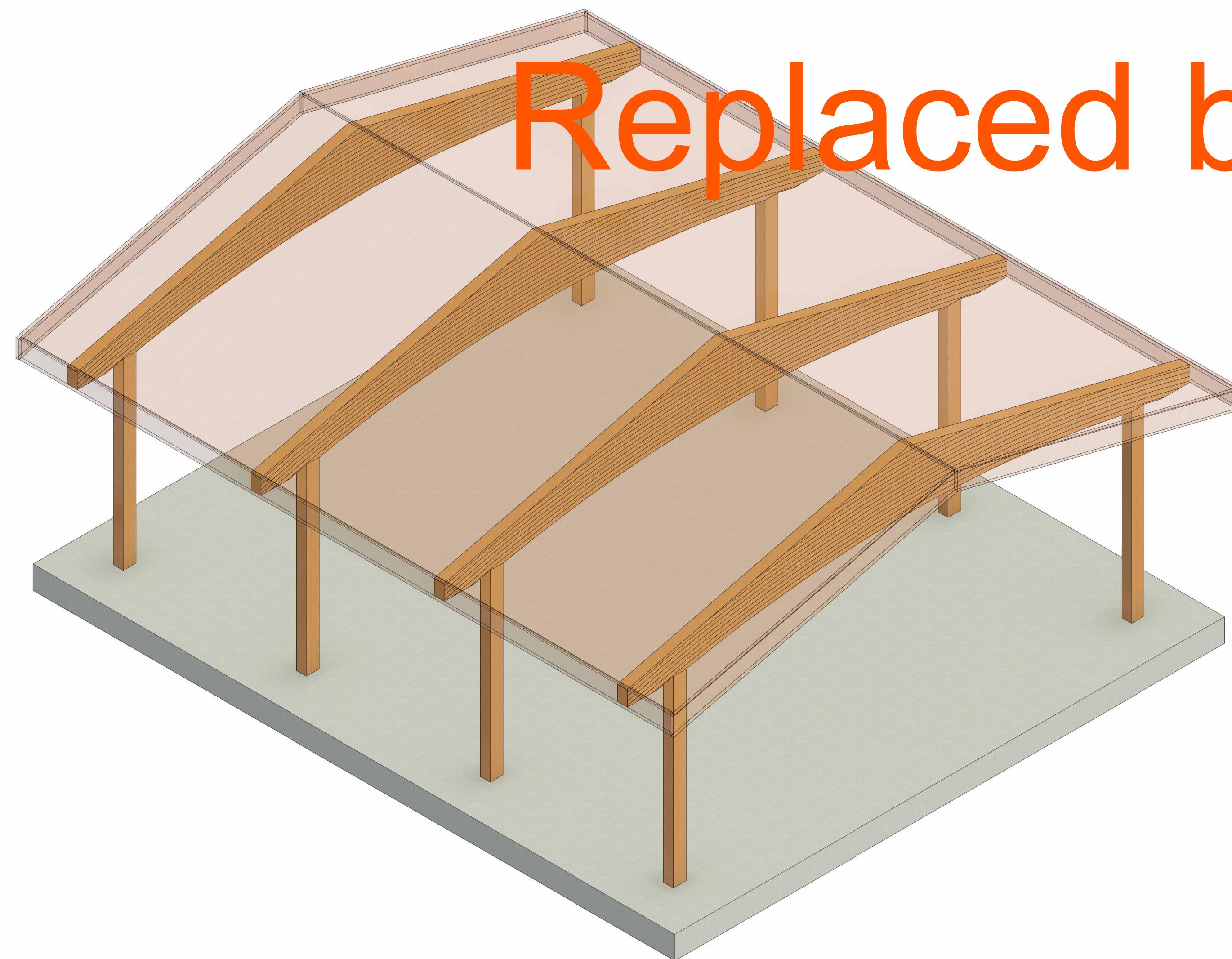
drinking fountain - Most Dependable Fountain 10145SM
powdercoated steel (dark green)



1 SIDE ELEVATION
A101 1/2" = 1'-0"



2 FRONT ELEVATION
A101 1/2" = 1'-0"



3 AXONOMETRIC
A101

Replaced by Exhibit B3

PRE-ENGINEERED SHELTERS

1.0 GENERAL REQUIREMENTS

1.1 Description: This section includes the design, fabrication, and supply of the pre-engineered shelter(s) as shown and described on the contract drawing. The shelter framing members shall be of glulam or sawn fir per construction and the supplier shall furnish all materials, including connecting steel and hardware for a complete installation.

Design Criteria:
Dead Load: _____ psf
Live Load: _____ psf
Snow Load: _____ psf

Wind and seismic loads per local building code.

1.3 Qualifications: The shelter supplier must be a company specializing in the design and fabrication of shelters with a minimum of five (5) years documented experience. Approved manufacturers include:

Western Wood Structures, Inc.
PO Box 130
Tualatin, Oregon 97062-0130
(800) 547-5411

1.4 Submittals:

1.4.1 Submit shop drawings and product data under the provisions of Section 01300. Shop drawings shall include: general framing plan, truss or beam profiles, loads, and fabrication details for all wood members and steel assemblies. Also indicate dimensions, wood grades, drilled holes, fasteners and cambers.

1.4.2 Submit design calculations stamped by a registered engineer, licensed to practice in the state where the shelter is being constructed.

1.4.3 Furnish an AITC or APA-EWS Certificate of Conformance stating that the glulams conform to the specifications.

1.4.4 Furnish a WCLIB or WWPA Certificate of Conformance for all sawn lumber.

1.4.5 Provide a written warranty against defects in material and workmanship for a period of five (5) years.

2.0 PRODUCTS

2.1 Materials:

2.1.1 Glulam shall be Douglas Fir. Stress grades shall be as required by the design. The appearance shall be Premium, S3S. Adhesive shall be 100% waterproof phenolic resin glue.

2.1.2 Columns shall be Douglas Fir, S4S, KD, FOHC. Hand select for appearance, square edge. Stress grade shall be as required by design. Pressure treat for ground contact to a minimum net retention of 0.4 PCF. At the owner's option, the columns may be glulam or steel.

2.1 Materials (continued):

2.1.3 Decking shall be 2"x 6" Douglas Fir Select Dex, S2S, KD, EV1S, Paper Wrap.

2.1.4 Fascia to be Western Red Cedar, KD, S4S. Select for appearance. 2.1.5 Steel and Hardware. Steel to be ASTM A-36 and hardware to be ASTM A-307. Welding by certified welders per AWS specifications D1.1. All steel and hardware to be hot-dipped galvanized.

2.2 Fabrication:

2.2.1 The main structural beams and/or trusses are to be fabricated and assembled to the fullest extent possible in a plant with facilities for performing work specified. Factory drill all holes to the extent possible using steel as templates. For glulam or sawn members of 8" nominal width or greater, drill holes from both sides of members to ensure the true hole alignment.

2.2.2 Concealed connector locations shall be fabricated to within 1/8" of true position. Fabricate length of members to be within 1/8" of required length to achieve tight connections. Make end cuts flat and true to ensure consistent load transfer.

3.0 EXECUTION

3.1 Delivery, Storage and Handling:

3.1.1 The purchaser or installer is responsible for handling and protection of shelter framing materials after arrival at destination. All trusses and/or beams shall be unloaded and handled with a forklift or crane using nylon slings.

3.1.2 If the materials are to be stored at the site, they must be placed on a level surface and stickered to prevent warpage and twisting.

3.1.3 Any damage must be reported immediately to the truss manufacturer's professional engineer.

3.2 Installation:

3.2.1 Install the shelter according to supplier's shop details and installation instructions. Do not field cut, drill, or alter structural members without written approval from the pre-engineered building supplier. Set framing members in locations and to elevations indicated. Make provisions for erection loads and provide temporary bracing to maintain framing members true and plumb, and in true alignment until completion of erection.

3.2.2 Maintain factory-applied wrapping until roof structure is enclosed.

WARNING: Drilling, sawing, sanding or machining wood products can expose you to wood dust, a substance known to the State of California to cause cancer. Avoid inhaling wood dust or use a dust mask or other safeguards for personal protection. For more information go to www.P65Warnings.ca.gov/wood

This drawing is the property of Western Wood Structures, Inc. and has been prepared specifically for the job indicated. It shall not be reproduced or used on any other project without the written consent of Western Wood Structures, Inc.

NO.	DATE	REVISIONS	BY



Western Wood Structures, Inc.
20675 SW 105th Ave
P.O. Box 130
Tualatin, Oregon 97062
503-692-6900
WWSI.com

PROJECT:		JOB NO. 23-H-115
LOCATION:		
ARCHITECT:		
ENGINEER:		
CONTRACTOR:		
DRAWN BY: BJM	DATE 3/25/24	PLOT DATE 3/25/24
CHECKED BY:	DATE	SHT 1 OF 1
DATE PRINTED:		



Buell Recreation

7327 Barnes Road #601 | Portland, OR 97725 | 503-922-1650

Proposal 907-180072-1 | 2/8/2024

OUR MISSION IS TO BRING
PLAY THAT MOVES YOU.
TO COMMUNITIES AROUND
THE WORLD

DESIGN SUMMARY

Buell Recreation is very pleased to present this Proposal for consideration for the Frog Pond Park Fitness located in Wilsonville. BCI Burke Company, LLC has been providing recreational playground equipment for over 100 years and has developed the right mix of world-class capabilities to meet the initial and continuing needs of City of Wilsonville. We believe our proposal will meet or exceed your project's requirements and will deliver the greatest value to you.

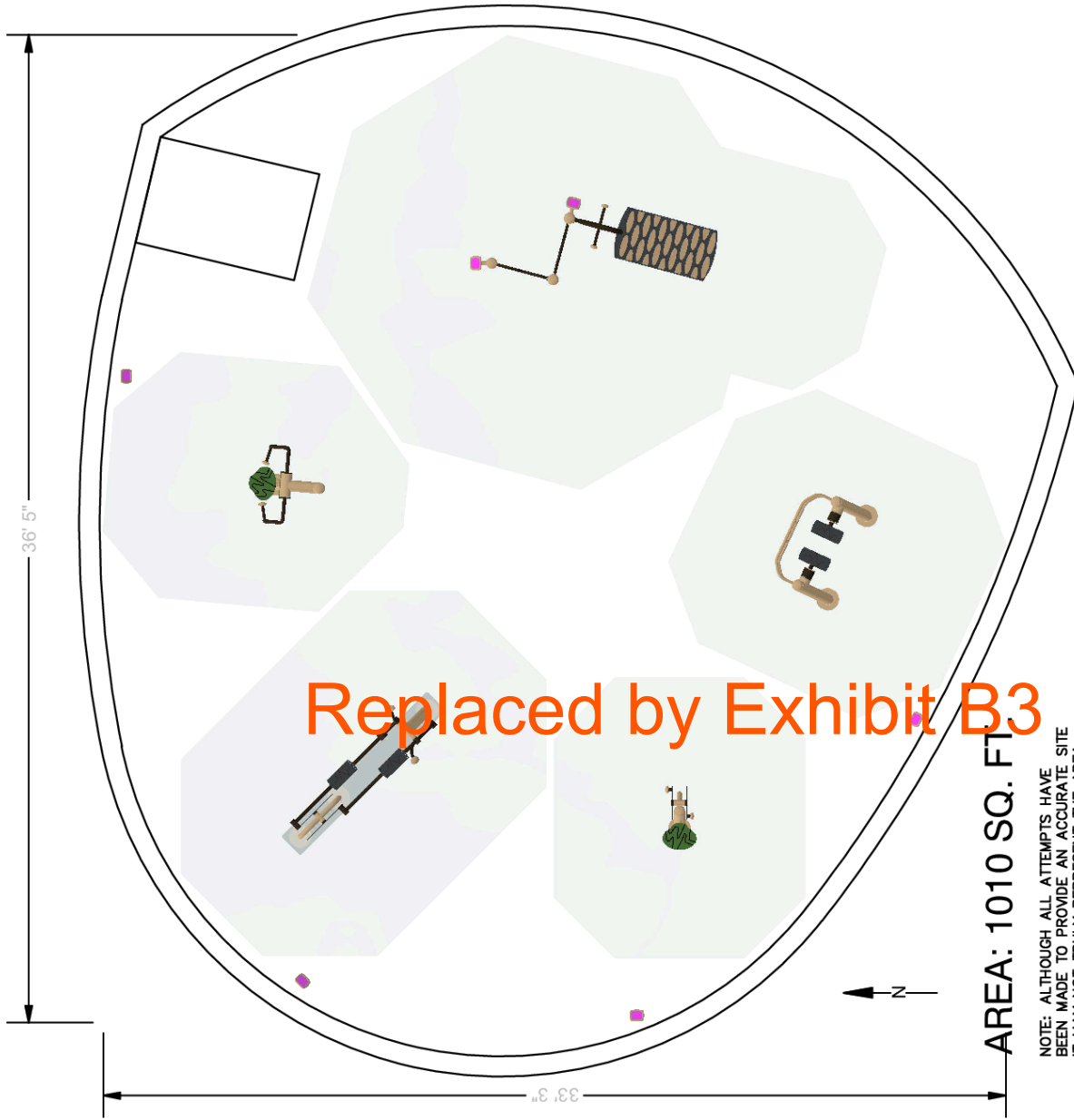
The following is a summary of some of the key elements of our Proposal:

- Project Name: Frog Pond Park Fitness
- Project Number: 907-180072-1
- User Capacity: 8
- Age Groups: 13Plus
- Dimensions: 33' 11"x33' 2"
- Designer Name: Pa Der Vang

Buell Recreation has developed a custom playground configuration based on the requirements as they have been presented for the Frog Pond Park Fitness playground project. Our custom design will provide a safe and affordable playground environment that is aesthetically pleasing, full of fun for all users and uniquely satisfies your specific requirements. In addition, proposal # 907-180072-1 has been designed with a focus on safety, and is fully compliant with ASTM F1487 and CPSC playground safety standards.

We invite you to review this proposal for the Frog Pond Park Fitness playground project and to contact us with any questions that you may have.

Thank you in advance for giving us the opportunity to make this project a success.



NOTE: ALTHOUGH ALL ATTEMPTS HAVE BEEN MADE TO PROVIDE AN ACCURATE SITE IT MAY NOT TRULY REPRESENT THE AREA WHERE THIS STRUCTURE IS TO BE PLACED.

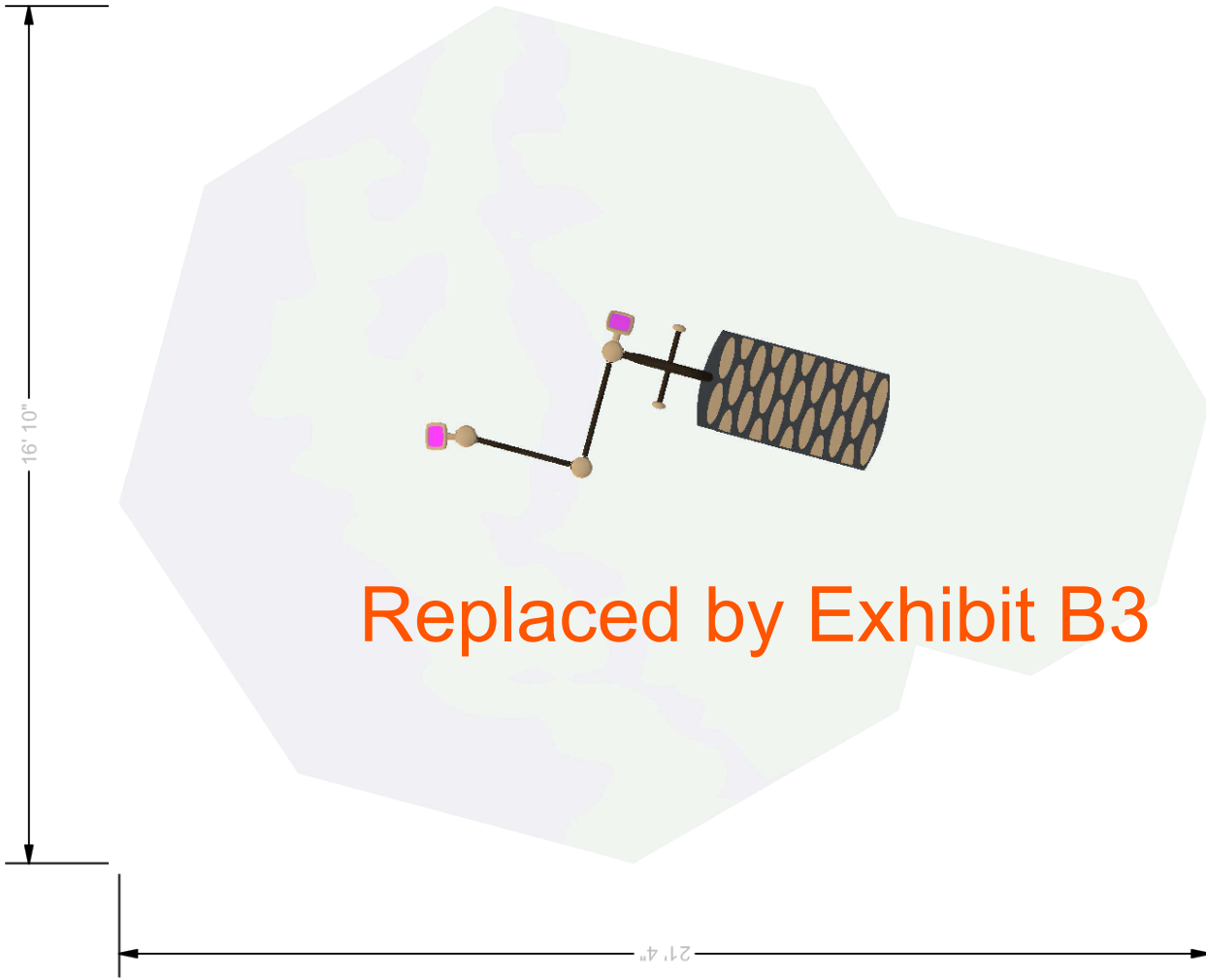
OVERALL BOUNDING OF USE ZONES
 **The space requirements shown here are to ASTM standards. Requirements for other standards may be different.
 Area: 1206.8 sq.ft.
 Perimeter: 139.1 ft.
STRUCTURE SIZE: 3"x36' 5"
POST SIZE(S):

PLAYGROUND ACCESSIBILITY (Provided/Required)				
TOTAL ELEVATED EVENTS	TRANSFER ACCESSIBLE ELEMENTS	RAMP ACCESSIBLE ELEMENTS	GROUND EVENTS	TYPES OF GROUND EVENTS
2	0 / 0	0 / 0	2 / 0	1 / 0

The use and layout of play components identified in this plan conform to the CPSC guidelines. U.S. CPSC recommends the separation of age groups in playground layouts.

Warning: Accessible safety surfacing material is required beneath and around this equipment that is compliant with ASTM, CPSC, and ADAAG requirements.

SERIES Fitness Nucleus	SITE PLAN VIEW
GROUP: FIT-2672 Fitness Stations	Frog Pond Park Fitness Wilsonville, OR 97070
DESIGNED FOR AGES: 13+	Buell Recreation 907-180072-1
Burke PLAY THAT MOVES YOU.	Designer: Pa Der Vang
BCI BURKE COMPANY, LLC PO BOX 549 FOND DU LAC, WI 54936-0549 920.921.9220 BCIBURKE.COM	



Replaced by Exhibit B3

The use and layout of play components identified in this plan conform to the CPSC guidelines. U.S. CPSC recommends the separation of age groups in playground layouts.

PLAYGROUND ACCESSIBILITY (Provided/Required)			
TOTAL ELEVATED EVENTS	TRANSFER ACCESSIBLE ELEMENTS	RAMP ACCESSIBLE ELEMENTS	TYPES OF GROUND EVENTS
2	0 / 0	0 / 0	2 / 0
			1 / 0

OVERALL BOUNDING OF USE ZONES **The space requirements shown here are to ASTM standards. Requirements for other standards may be different.

Area: 1206.8 sq.ft.
 Perimeter: 139.1 ft.
STRUCTURE SIZE: 3'x36' 5"
POST SIZE(\$):

Warning: Accessible safety surfacing material is required beneath and around this equipment that is compliant with ASTM, CPSC, and ADAAG requirements.

SERIES Fitness Nucleus	SITE PLAN VIEW
GROUP: FIT-2672	02/08/2024
DESIGNED FOR AGES: 13+	Buell Recreation 907-180072-1
Frog Pond Park Fitness Wilsonville, OR 97070	Designer: Pa Der Vang
Burke PLAY THAT MOVES YOU.	
BCI BURKE COMPANY, LLC PO BOX 549 FOND DU LAC, WI 54936-0549 920.921.9220 BCIBURKE.COM	



Replaced by Exhibit B3

The use and layout of play components identified in this plan conform to the CPSC guidelines. U.S. CPSC recommends the separation of age groups in playground layouts.

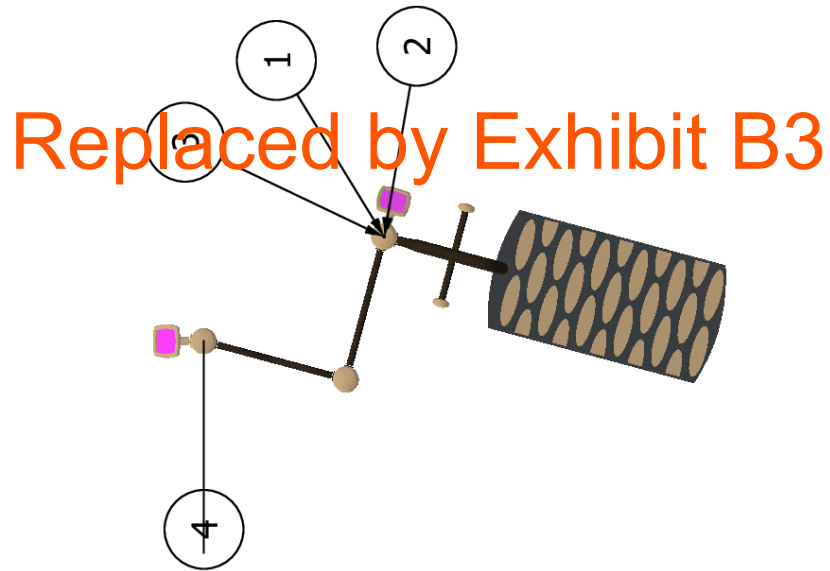
PLAYGROUND ACCESSIBILITY (Provided/Required)			
TOTAL ELEVATED EVENTS	TRANSFER ACCESSIBLE EVENTS	RAMP ACCESSIBLE EVENTS	TYPES OF GROUND EVENTS
2	0 / 0	0 / 0	2 / 0
			1 / 0

OVERALL BOUNDING OF USE ZONES
 Area: 1206.8 sq.ft.
 Perimeter: 139.1 ft.
STRUCTURE SIZE: 3'x36' 5"
POST SIZE(S):
 **The space requirements shown here are to ASTM standards. Requirements for other standards may be different.

Warning: Accessible safety surfacing material is required beneath and around this equipment that is compliant with ASTM, CPSC, and ADAAG requirements.

SERIES Fitness	SITE PLAN VIEW
GROUP: Fitness Stations	Frog Pond Park Fitness Wilsonville, OR 97070
DESIGNED FOR AGES: 13+	Bueller Recreation 907-180072-1 Designer: Pa Der Vang
BCI BURKE COMPANY, LLC PO BOX 549 FOND DU LAC, WI 54936-0549 920.921.9220 BCIBURKE.COM	

ITEM	COMP.	DESCRIPTION
1	370-1597	STRETCH BEAMS
2	370-1601	CORE STATION
3	570-2659	SIGN, CORE STATION
4	570-2657	SIGN, STRETCH BEAMS



SERIES Fitness | Nucleus

COMPONENT VIEW

GROUP:
FIT-2672

Frog Pond Park Fitness

02/08/2024

Wilsonville, OR 97070

Buell Recreation

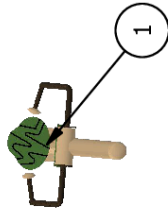

DESIGNED FOR AGES:
13+

Burke
PLAY THAT MOVES YOU


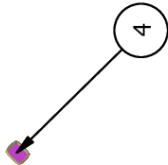

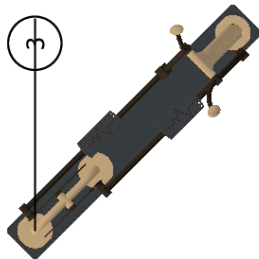

907-180072-1

Designer: Pa Der Vang

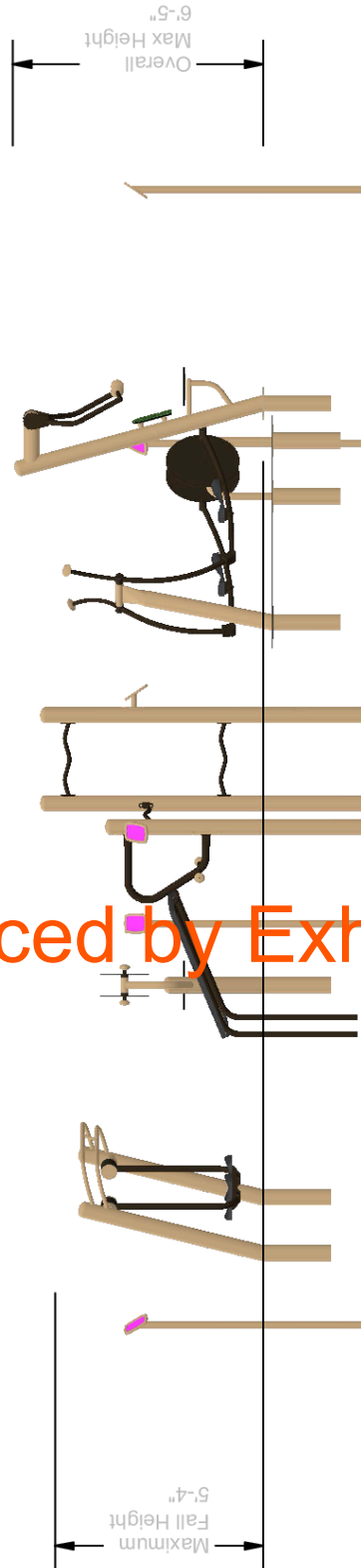
ITEM	COMP.	DESCRIPTION
1	570-2690	INVIGORATE FITNESS CHEST PRESS
2	570-2698	FS SIGN INVIGORATE CHEST PRESS
3	570-2686	INVIGORATE FITNESS ELLIPTICAL
4	570-2700	FS SIGN INVIGORATE ELLIPTICAL
5	570-2691	INVIGORATE FITNESS STRIDER
6	570-2697	FS SIGN INVIGORATE STRIDER
7	570-2730	INVIGORATE HAND CYCLE
8	570-2731	FS SIGN, INVIGORATE HAND CYCLE



Replaced by Exhibit B3



SERIES Fitness	COMPONENT VIEW
GROUP: Fitness Stations	02/08/2024
DESIGNED FOR AGES: 13+	Buell Recreation 907-180072-1
Frog Pond Park Fitness Wilsonville, OR 97070	Designer: Pa Der Vang
Burke PLAY THAT MOVES YOU	
BCI BURKE COMPANY, LLC PO BOX 549 FOND DU LAC, WI 54936-0549 920.921.9220 BCIBURKE.COM	



Replaced by Exhibit B3

SERIES Fitness | Nucleus

ELEVATION VIEW

GROUP:
FIT-2672|Fitness Stations

Frog Pond Park Fitness

02/08/2024

Wilsonville, OR 97070

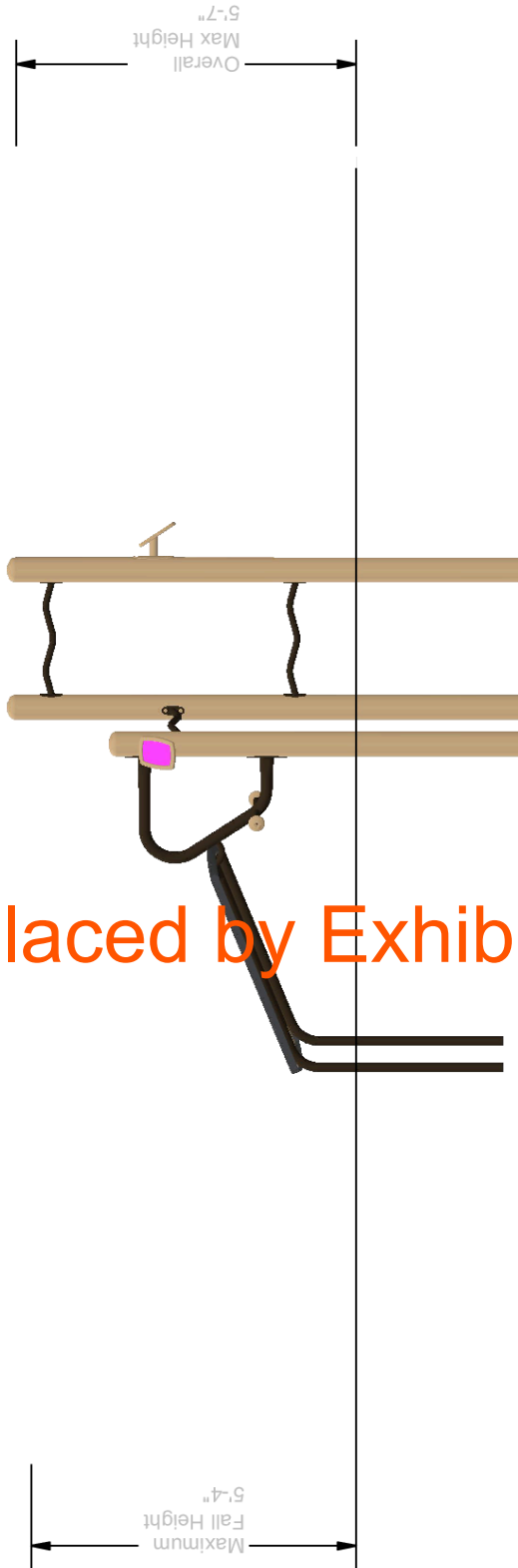
Buell Recreation

DESIGNED FOR AGES:
13+

Burke
PLAY THAT MOVES YOU


907-180072-1

Designer: Pa Der Vang




Replaced by Exhibit B3

SERIES Fitness Nucleus	Frog Pond Park Fitness Wilsonville, OR 97070 	ELEVATION VIEW
GROUP: FIT-2672		02/08/2024 Buell Recreation 907-180072-1
DESIGNED FOR AGES: 13+		Designer: Pa Der Vang
BCI BURKE COMPANY, LLC PO BOX 549 FOND DU LAC, WI 54936-0549 920.921.9220 BCIBURKE.COM		



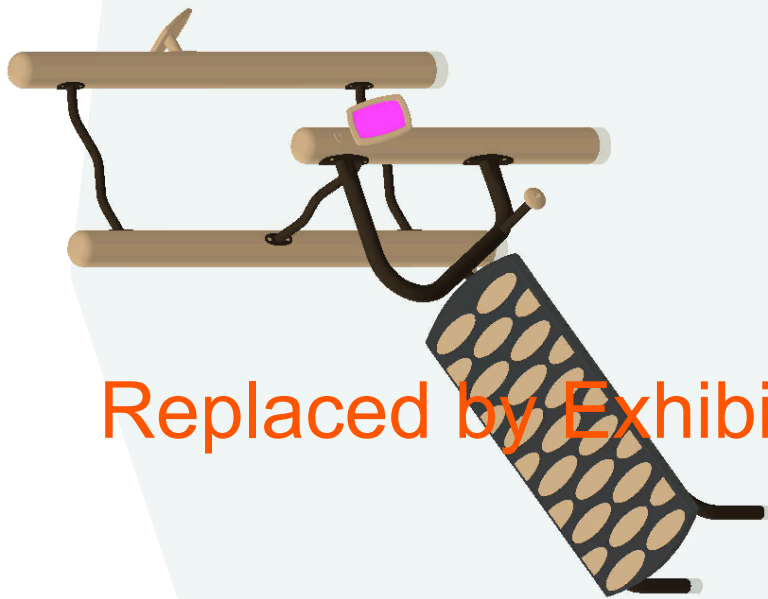
Replaced by Exhibit B3

SERIES Fitness	ELEVATION VIEW	
GROUP: Fitness Stations	Frog Pond Park Fitness Wilsonville, OR 97070 	02/08/2024 Buell Recreation 907-180072-1
DESIGNED FOR AGES: 13+		Designer: Pa Der Vang
BCI BURKE COMPANY, LLC PO BOX 549 FOND DU LAC, WI 54936-0549 920.921.9220 BCIBURKE.COM		



Replaced by Exhibit B3

SERIES Fitness Nucleus		ISOMETRIC VIEW
GROUP: FIT-2672 Fitness Stations	Frog Pond Park Fitness Wilsonville, OR 97070	02/08/2024
DESIGNED FOR AGES: 13+	Burke PLAY THAT MOVES YOU	Buell Recreation 907-180072-1 Designer: Pa Der Vang
BCI BURKE COMPANY, LLC PO BOX 549 FOND DU LAC, WI 54936-0549 920.921.9220 BCIBURKE.COM		



Replaced by Exhibit B3

SERIES Fitness | Nucleus

GROUP:
FIT-2672

DESIGNED FOR AGES:
13+

Frog Pond Park Fitness
Wilsonville, OR 97070

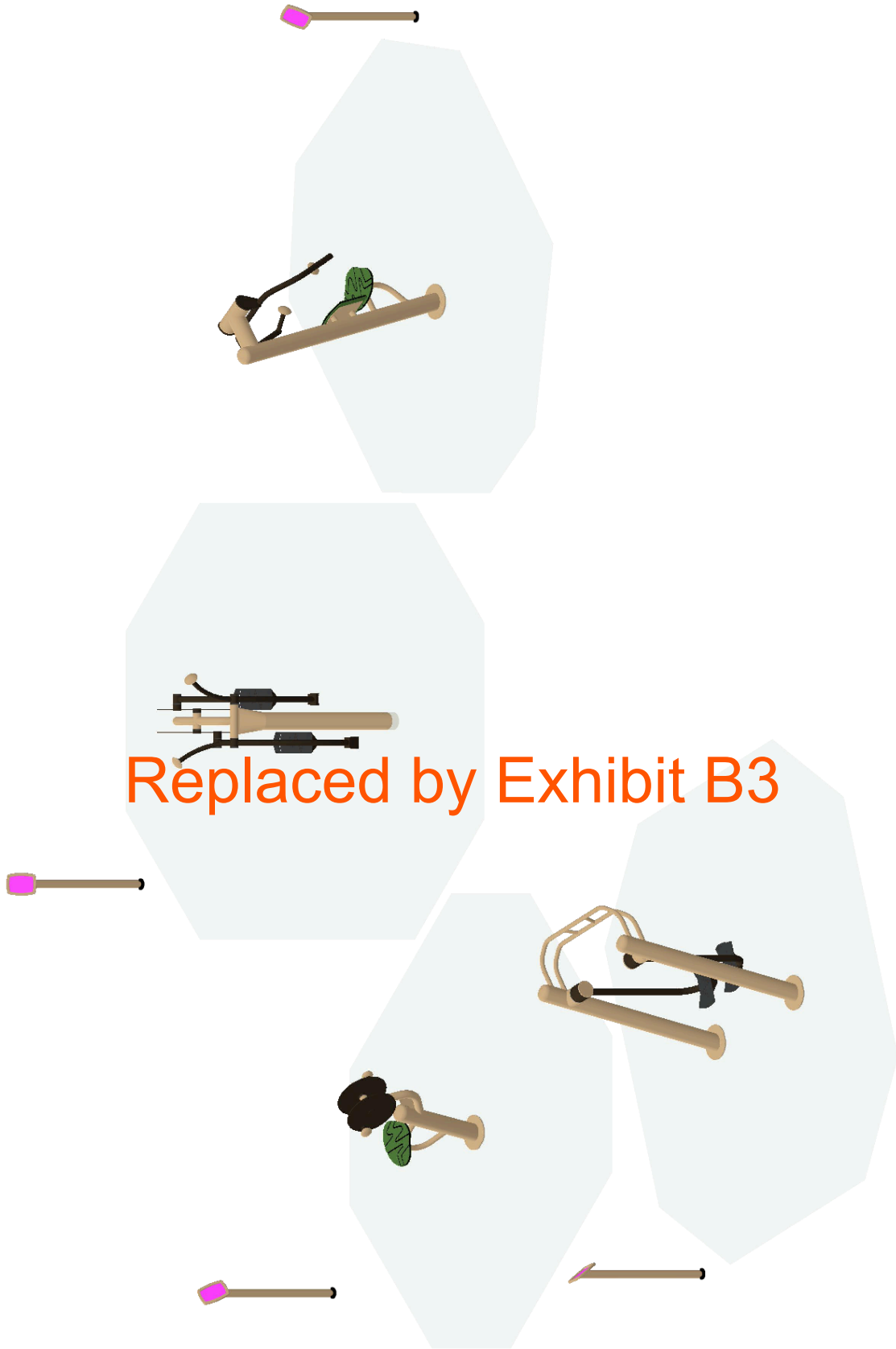
Burke
PLAY THAT MOVES YOU

ISOMETRIC VIEW

02/08/2024

Buell Recreation
907-180072-1

Designer: Pa Der Vang



Replaced by Exhibit B3

SERIES Fitness	Frog Pond Park Fitness Wilsonville, OR 97070	ISOMETRIC VIEW
GROUP: Fitness Stations	Burke PLAY THAT MOVES YOU	02/08/2024
DESIGNED FOR AGES: 13+		Buell Recreation 907-180072-1 Designer: Pa Der Vang
BCI BURKE COMPANY, LLC PO BOX 549 FOND DU LAC, WI 54936-0549 920.921.9220 BCIBURKE.COM		

The play components identified in this proposal are IPEMA certified. The use and layout of these components conform to the requirements of ASTM F1487. To verify product certification, visit www.ipema.org.



The space requirements shown in this proposal are to ASTM standards. Requirements for other standards may be different.

Component No.	Description	Qty	User Cap	Ext. User Cap	Weight	Ext. Weight
FIT-2672						
Fitness						
370-1597	STRETCH BEAMS	1	2	2	9	9
370-1601	CORE STATION	1	1	1	126	126
570-2657	SIGN, STRETCH BEAMS	1	0	0	9.5	9.5
570-2659	SIGN, CORE STATION	1	0	0	9.5	9.5
600-0104	NPPS SUPERVISION SAFETY KIT	1	0	0	3	3
660-0103	MAINTENANCE KIT, STRUCTURE	1	0	0	7	7
660-0104	INSTALLATION KIT, STRUCTURE	1	0	0	5	5

Replaced by Exhibit B3

Nucleus						
072-0500-100C	5" OD X 100" CAPPED POST	2	0	0	53	106
072-0500-80C	5" OD X 80" CAPPED POST	1	0	0	42	42

Fitness Stations

Fitness						
570-2686	INVIGORATE FITNESS ELLIPTICAL	1	1	1	297	297
570-2690	INVIGORATE FITNESS CHEST PRESS	1	1	1	154	154
570-2691	INVIGORATE FITNESS STRIDER	1	1	1	200	200
570-2697	FS SIGN INVIGORATE STRIDER	1	0	0	24	24
570-2698	FS SIGN INVIGORATE CHEST PRESS	1	0	0	24	24
570-2700	FS SIGN INVIGORATE ELLIPTICAL	1	0	0	25	25
570-2730	INVIGORATE HAND CYCLE	1	2	2	98	98
570-2731	FS SIGN, INVIGORATE HAND CYCLE	1	0	0	25	25

Special Notes:

Prices do not include freight, unloading, material storage, site excavation/preparation, removal of existing equipment, removal of excess soil from footing holes, site security, safety surfacing, installation, or sales tax (if applicable). Prices are based on standard colors per CURRENT YEAR BCI Burke Catalog. Custom colors, where available, would be an extra charge. **Pricing is valid for 30 days from the date of this proposal.**

COLOR SELECTION LIST | Default Color Option

GROUP 1 (FIT-2672)

Acc: Brown
Post: Tan
Flat: Tan

GROUP 2 (Fitness Stations)

Post: Tan
Panel: Olive-Black-Olive
Acc: Brown
Flat: Tan

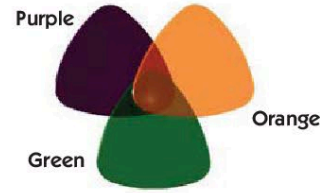
Replaced by Exhibit B3

COLORS THAT MOVE YOU


POWDER COAT PAINT



SOLIS HUE TOPPERS



ROCKIT CLIMBERS



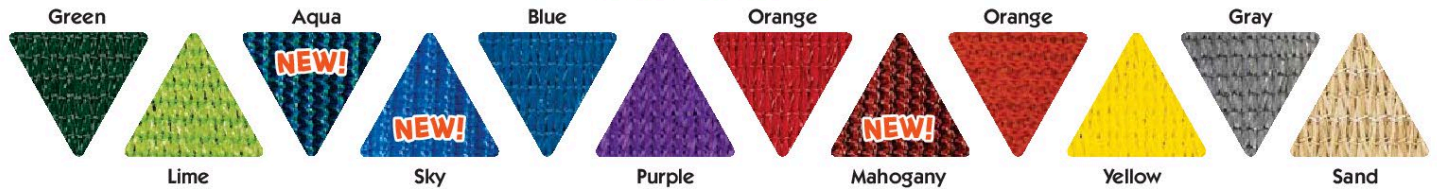
PLATFORMS



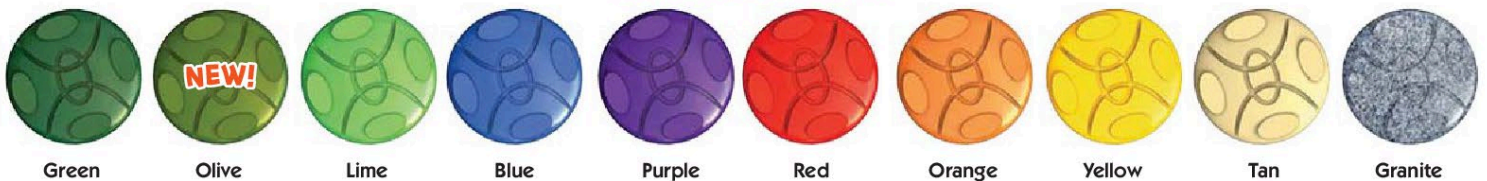
HDPE PLASTIC PANELS



SHADE CANOPIES



ROTOMOLD PLASTIC



VISIT BCIBURKE.COM/COLOR TO CUSTOMIZE YOUR PLAYGROUND COLORS!

BURKE GENERATIONS WARRANTY®

The Longest and Strongest warranty in the industry

BCI Burke Company, LLC ("Burke") warrants that all standard products are warranted to be free from defects in materials and workmanship, under normal use and service, for a period of one (1) year from the date of shipment.

We stand behind our products. In addition, the following products are warranted, under normal use and service from the date of shipment as follows:

- One Hundred (100) Year Limited Warranty on aluminum and steel upright posts (including Intensity®, Synergy™, Nucleus®, Voltage®, Little Buddies®, ELEVATE®, ACTIVATE®, INVIGORATE™) against structural failure due to corrosion, deterioration or workmanship.
- One Hundred (100) Year Limited Warranty on KoreKonnct® clamps against structural failure due to corrosion, deterioration or workmanship.
- One Hundred (100) Year Limited Warranty on Hardware (nuts, bolts, washers)
- One Hundred (100) Year Limited Warranty on bolt-through fastening and clamp systems (Synergy™, Intensity®, Nucleus®, Voltage®, Little Buddies®, ELEVATE®).
- Twenty-Five (25) Year Limited Warranty on spring assemblies and aluminum cast animals.
- Fifteen (15) Year Limited Warranty on structure platforms and decks, metal roofs, table tops, bench tops, railings and barriers against structural failure due to materials or workmanship.
- Fifteen (15) Year Limited Warranty on all plastic components including StoneBorders against structural failure due to materials or workmanship.
- Ten (10) Year Limited Warranty on ShadePlay Canopies fabric, threads, and cables against degradation, cracking or material breakdown resulting from ultra-violet exposure, natural deterioration or manufacturing defects. This warranty is limited to the design loads as stated in the specifications.
- Ten (10) Year Limited Warranty on NaturePlay® Boulders and GFRC products against structural failure due to natural deterioration or workmanship. Natural wear, which may occur with any concrete product with age, is excluded from this warranty
- Ten (10) Year Limited Warranty on Full Color Custom Signage against manufacturing defects that cause delamination or degradation of the sign. Full Color Custom Signs also carry a two (2) year warranty against premature fading of the print and graphics on the signs.
- Five (5) Year Limited Warranty on Intensity® and RopeVenture® cables and LEVEL X® flex bridge against premature wear due to natural deterioration or manufacturing defects. Determination of premature wear will be at the manufacturer's discretion.
- Five (5) Year Limited Warranty on moving parts, including swing components, against structural failure due to materials or workmanship.
- Five (5) Year Limited Warranty on PlayEnsemble® cables and mallets against defects in materials and workmanship.
- Three (3) Year Limited Warranty on electronic panel speakers, sound chips and circuit boards against electronic failure caused by manufacturing defects.

The warranty stated above is valid only if the equipment is erected in conformity with the layout plan and/or installation instructions furnished by BCI Burke Company, LLC using approved parts; have been maintained and inspected in accordance with BCI Burke Company, LLC instructions. Burke's liability and your exclusive remedy hereunder will be limited to repair or replacement of those parts found in Burke's reasonable judgment to be defective. Any claim made within the above stated warranty periods must be made promptly after discovery of the defect. A part is covered only for the original warranty period of the applicable part. Replacement parts carry the applicable warranty from the date of shipment of the replacement from Burke. After the expiration of the warranty period, you must pay for all parts, transportation and service charges.

Burke reserves the right to accept or reject any claim in whole or in part. Burke will not accept the return of any product without its prior written approval. Burke will assume transportation charges for shipment of the returned product if it is returned in strict compliance with Burke's written instructions.

Replaced by Exhibit B3

THE FOREGOING WARRANTIES ARE EXCLUSIVE AND IN LIEU OF ANY OTHER WARRANTIES, EXPRESS OR IMPLIED, INCLUDING BUT NOT LIMITED TO ANY IMPLIED WARRANTY OR MERCHANTABILITY OR FITNESS FOR A PARTICULAR PURPOSE. IF THE FOREGOING DISCLAIMER OF ADDITIONAL WARRANTIES IS NOT GIVEN FULL FORCE AND EFFECT, ANY RESULTING ADDITIONAL WARRANTY SHALL BE LIMITED IN DURATION TO THE EXPRESS WARRANTIES AND BE OTHERWISE SUBJECT TO AND LIMITED BY THE TERMS OF BURKE'S PRODUCT WARRANTY. SOME STATES DO NOT ALLOW THE EXCLUSION OF CERTAIN IMPLIED WARRANTIES, SO THE ABOVE LIMITATION MAY NOT APPLY TO YOU.

Warranty Exclusions: The above stated warranties do not cover: "cosmetic" defects, such as scratches, dents, marring, or fading; damage due to incorrect installation, vandalism, misuse, accident, wear and tear from normal use, exposure to extreme weather; immersion in salt or chlorine water, unauthorized repair or modification, abnormal use, lack of maintenance, or other cause not within Burke's control; and

Limitation of Remedies: Burke is not liable for consequential or incidental damages, including but not limited to labor costs or lost profits resulting from the use of or inability to use the products or from the products being incorporated in or becoming a component of any other product. If, after a reasonable number of repeated efforts, Burke is unable to repair or replace a defective or nonconforming product, Burke shall have the option to accept return of the product, or part thereof, if such does not substantially impair its value, and return the purchase price as the buyer's entire and exclusive remedy. Without limiting the generality of the foregoing, Burke will not be responsible for labor costs involved in the removal of products or the installation of replacement products. Some states do not allow the exclusion of incidental damages, so the above exclusion may not apply to you.

The environment near a saltwater coast can be extremely corrosive. Some corrosion and/or deterioration is considered "normal wear" in this environment. Product installed within 500 yards of a saltwater shoreline will only be covered for half the period of the standard product warranty, up to a maximum of five years, for defects caused by corrosion. Products installed in direct contact with saltwater or that are subjected to salt spray are not covered by the standard warranty for any defects caused by corrosion.

Contact your local Burke Representative for warranty information regarding Burke Turf® and Burke Tile products.

Terms of Sale

Pricing: Prices published in this catalog are in USD, are approximate and do not include shipping & handling, surfacing, installation nor applicable taxes. All prices are subject to change without notice. Contact your Burke representative for current pricing. Payments are to be made in USD.

Weights: Weights are approximate and may vary with actual orders.

Installation: All equipment is shipped unassembled. For a list of factory-certified installers in your area, please contact your Burke representative.

Specifications: Product specifications in this catalog were correct at the time of publication. However, product improvements are ongoing at Burke, and we reserve the right to change or discontinue specifications without notice.

Loss or Damage in Transit: A signed bill of lading is our receipt from a carrier that our shipment to you was complete and in good condition upon arrival. Before you sign, please check the Bill of Lading carefully when the shipment arrives to make sure nothing is missing and there are no damages. Once the shipment leaves our plant, we are no longer responsible for any damage, loss or shortage.

For more information regarding the warranty, call Customer Service at 920-921-9220 or 1-800-356-2070.

01/2021



Replaced by Exhibit B3

Buell Recreation

7327 Barnes Road #601 | Portland, OR 97725 | 503-922-1650

Proposal 907-175986-6 | 2/15/2024

OUR MISSION IS TO BRING
PLAY THAT MOVES YOU®
TO COMMUNITIES AROUND
THE WORLD

DESIGN SUMMARY

Buell Recreation is very pleased to present this Proposal for consideration for the Frog Pond Park located in Wilsonville. BCI Burke Company, LLC has been providing recreational playground equipment for over 100 years and has developed the right mix of world-class capabilities to meet the initial and continuing needs of City of Wilsonville. We believe our proposal will meet or exceed your project's requirements and will deliver the greatest value to you.

The following is a summary of some of the key elements of our Proposal:

- Project Name: Frog Pond Park
- Project Number: 907-175986-6
- User Capacity: 66
- Age Groups: 2 to 5
- Dimensions: 56' 8"x81' 3"
- Designer Name: Pa Der Vang

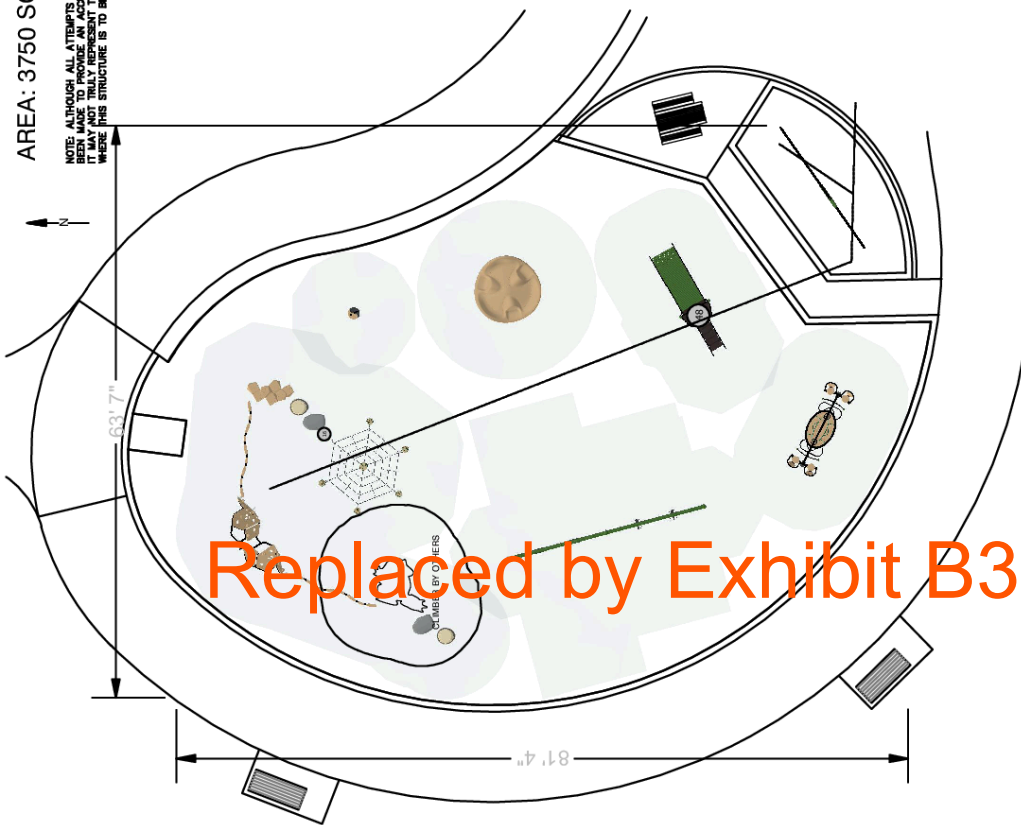
Buell Recreation has developed a custom playground configuration based on the requirements as they have been presented for the Frog Pond Park playground project. Our custom design will provide a safe and affordable playground environment that is aesthetically pleasing, full of fun for all users, and uniquely satisfies your specific requirements. In addition, proposal # 907-175986-6 has been designed with a focus on safety, and is fully compliant with ASTM F1487 and CPSC playground safety standards.

We invite you to review this proposal for the Frog Pond Park playground project and to contact us with any questions that you may have.

Thank you in advance for giving us the opportunity to make this project a success.

AREA: 3750 SQ. FT.

NOTE: ALTHOUGH ALL ATTEMPTS HAVE BEEN MADE TO PROVIDE AN ACCURATE SITE IT MAY NOT TRULY REPRESENT THE AREA WHERE THIS STRUCTURE IS TO BE PLACED.



Replaced by Exhibit B3

The use and layout of play components identified in this plan conform to the CPSC guidelines. U.S. CPSC recommends the separation of age groups in playground layouts.

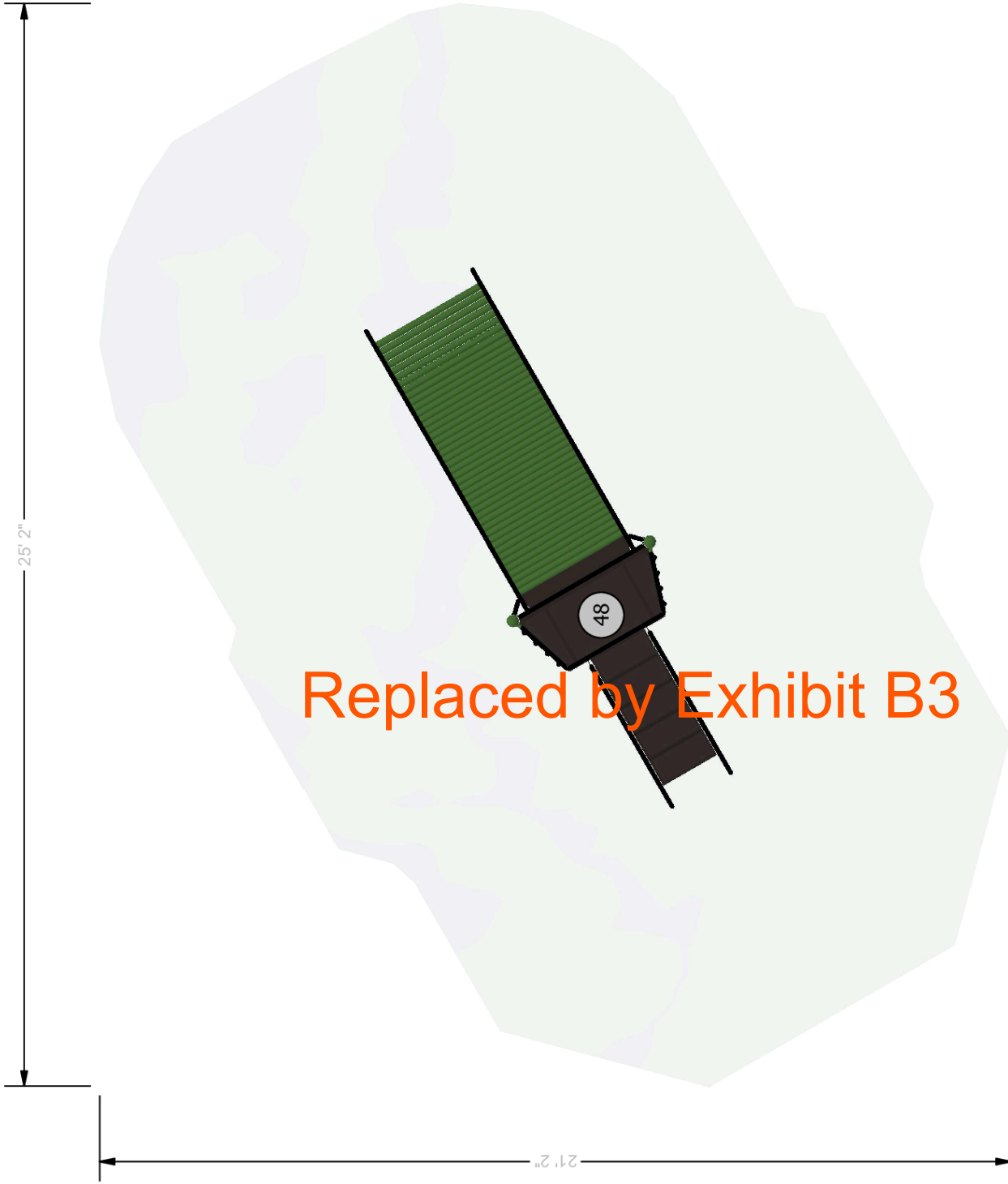
PLAYGROUND ACCESSIBILITY (Provided/Required)			
TOTAL ELEVATED EVENTS	TRANSFER ACCESSIBLE EVENTS	RAMP ACCESSIBLE EVENTS	TYPES OF GROUND EVENTS
17	1 / 1	0 / 0	18 / 0
			8 / 0

OVERALL BOUNDING OF USE ZONES
 Area: 5168.1 sq.ft.
 Perimeter: 289.7 ft.
STRUCTURE SIZE: 4" x 63' 7"
POST SIZE(S): 5, 5"

***The space requirements shown here are to ASTM standards. Requirements for other standards may be different.

Warning: Accessible safety surfacing material is required beneath and around this equipment that is compliant with ASTM, CPSC, and ADAAG requirements.

SERIES Synergy Burke Basics Intensity Nucleus	SITE PLAN VIEW	
GROUP: SY-3318 Climbers BB-3292 Freestanding	Frog Pond Park Wilsonville, OR 97070	02/15/2024
DESIGNED FOR AGES: 2 to 5	Burke PLAY THAT MOVES YOU.	Buell Recreation 907-175986-6
		Designer: Pa Der Vang



The use and layout of play components identified in this plan conform to the CPSC guidelines. U.S. CPSC recommends the separation of age groups in playground layouts.

PLAYGROUND ACCESSIBILITY (Provided/Required)			
TOTAL ELEVATED EVENTS	TRANSFER ACCESSIBLE ELEMENTS	RAMP ACCESSIBLE ELEMENTS	TYPES OF GROUND EVENTS
17	1 / 1	0 / 0	18 / 0
			8 / 0

OVERALL BOUNDING OF USE ZONES **The space requirements shown here are to ASTM standards. Requirements for other standards may be different.

Area: 5168.1 sq.ft.
 Perimeter: 289.7 ft.
STRUCTURE SIZE: 4" x 63' 7"
POST SIZE(S): 5, 5"

Warning: Accessible safety surfacing material is required beneath and around this equipment that is compliant with ASTM, CPSC, and ADAAG requirements.

SERIES Synergy	Frog Pond Park Wilsonville, OR 97070	SITE PLAN VIEW 02/15/2024
GROUP: SY-3318	Burke PLAY THAT MOVES YOU.	Buell Recreation 907-175986-6
DESIGNED FOR AGES: 2 to 5		Designer: Pa Der Vang
BCI BURKE COMPANY, LLC PO BOX 549 FOND DU LAC, WI 54936-0549 920.921.9220 BCIBURKE.COM		



The use and layout of play components identified in this plan conform to the CPSC guidelines. U.S. CPSC recommends the separation of age groups in playground layouts.

PLAYGROUND ACCESSIBILITY (Provided/Required)				
TOTAL ELEVATED EVENTS	TRANSFER ACCESSIBLE ELEMENTS	RAMP ACCESSIBLE ELEMENTS	GROUND EVENTS	TYPES OF GROUND EVENTS
17	1 / 1	0 / 0	18 / 0	8 / 0

OVERALL BOUNDING OF USE ZONES **The space requirements shown here are to ASTM standards. Requirements for other standards may be different.

Area: 5168.1 sq.ft.
 Perimeter: 289.7 ft.
STRUCTURE SIZE: 4" x 63' 7"
POST SIZE(S): 5, 5"

Warning: Accessible safety surfacing material is required beneath and around this equipment that is compliant with ASTM, CPSC, and ADAAG requirements.

SERIES Burke Basics | Intensity | Nucleus

SITE PLAN VIEW

GROUP:
Climbers

Frog Pond Park
Wilsonville, OR 97070

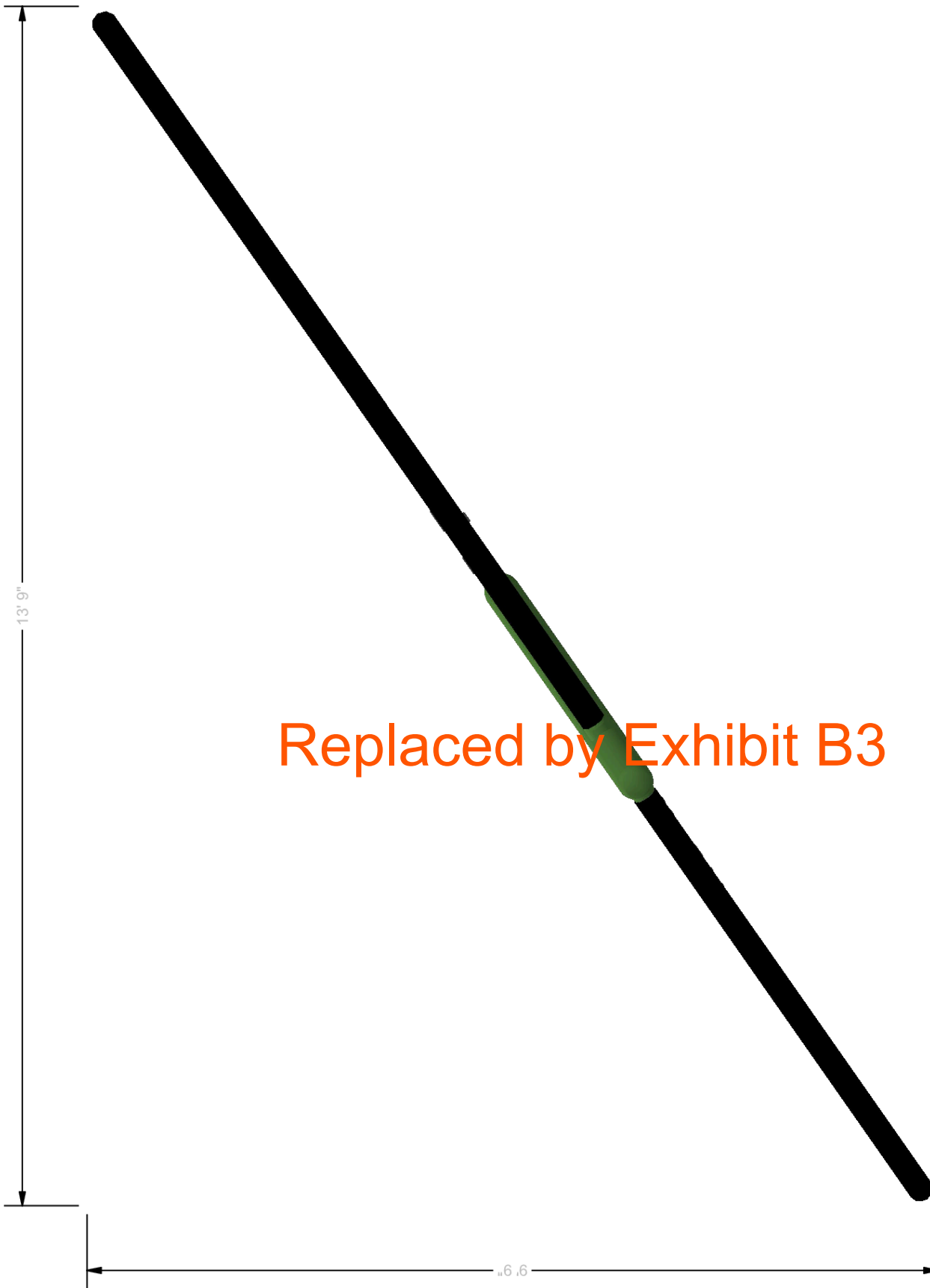
02/15/2024

DESIGNED FOR AGES:
2 to 5



Buell Recreation
907-175986-6

Designer: Pa Der Vang



Replaced by Exhibit B3

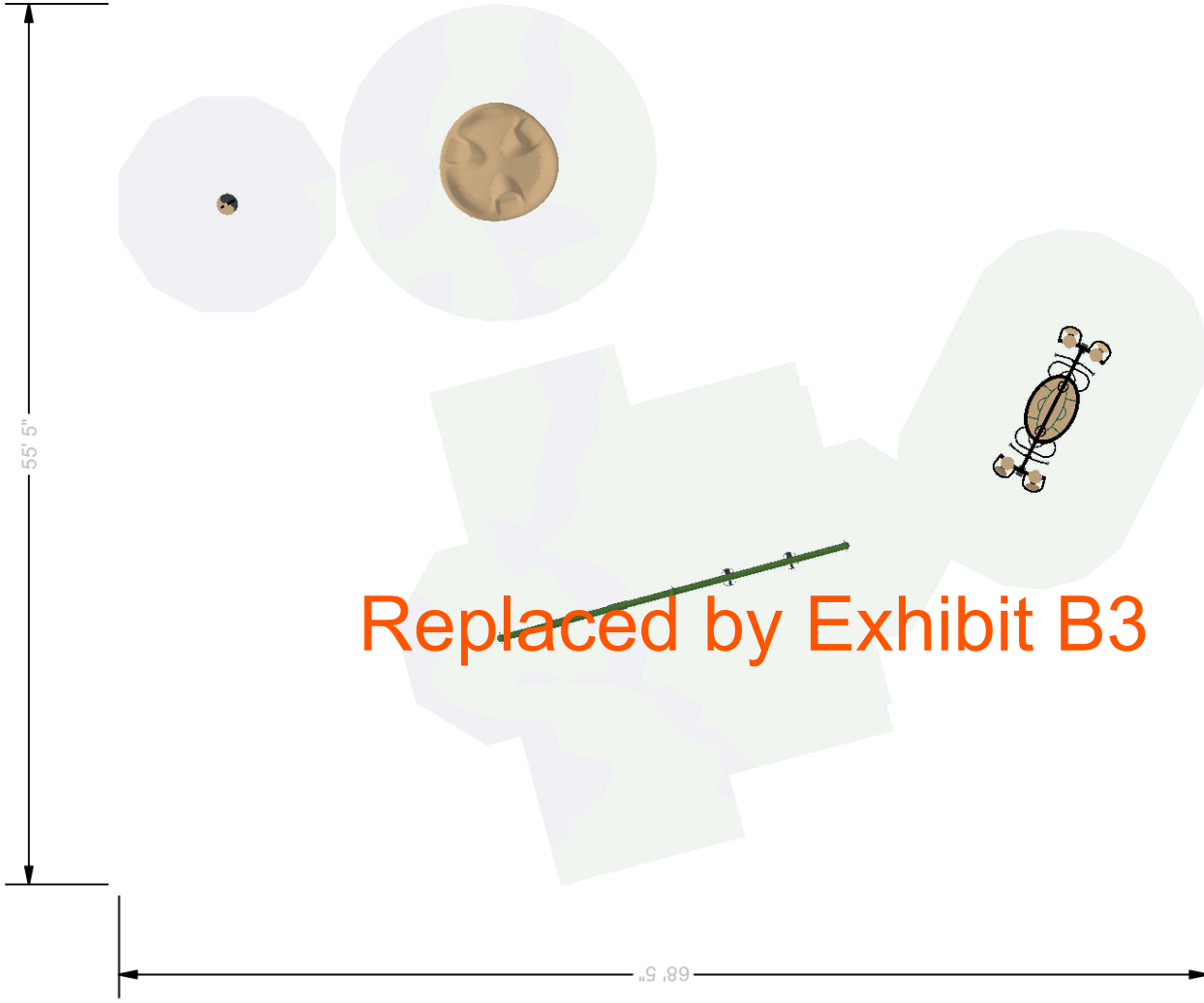
The use and layout of play components identified in this plan conform to the CPSC guidelines. U.S. CPSC recommends the separation of age groups in playground layouts.

PLAYGROUND ACCESSIBILITY (Provided/Required)			
TOTAL ELEVATED EVENTS	TRANSFER ACCESSIBLE ELEMENTS	RAMP ACCESSIBLE ELEMENTS	TYPES OF GROUND EVENTS
17	1 / 1	0 / 0	18 / 0
			8 / 0

OVERALL BOUNDING OF USE ZONES
 Area: 5168.1 sq.ft.
 Perimeter: 289.7 ft.
STRUCTURE SIZE: 4" x 63' 7"
POST SIZE(S): 5, 5"

**The space requirements shown here are to ASTM standards. Requirements for other standards may be different.

SERIES Burke Basics	SITE PLAN VIEW
GROUP: BB-3292	Frog Pond Park Wilsonville, OR 97070
DESIGNED FOR AGES: 2 to 5	Buell Recreation 907-175986-6
	Burke PLAY THAT MOVES YOU.
	Designer: Pa Der Vang
	02/15/2024



The use and layout of play components identified in this plan conform to the CPSC guidelines. U.S. CPSC recommends the separation of age groups in playground layouts.

PLAYGROUND ACCESSIBILITY (Provided/Required)			
TOTAL ELEVATED EVENTS	TRANSFER ACCESSIBLE EVENTS	RAMP ACCESSIBLE EVENTS	TYPES OF GROUND EVENTS
17	1 / 1	0 / 0	18 / 0
		0 / 0	8 / 0

OVERALL BOUNDING OF USE ZONES
 Area: 5168.1 sq.ft.
 Perimeter: 289.7 ft.
STRUCTURE SIZE: 4" x 63' 7"
POST SIZE(S): 5, 5"


**The space requirements shown here are to ASTM standards. Requirements for other standards may be different.

Warning: Accessible safety surfacing material is required beneath and around this equipment that is compliant with ASTM, CPSC, and ADAAG requirements.

SERIES Burke Basics	SITE PLAN VIEW	
GROUP: Freestanding	Frog Pond Park Wilsonville, OR 97070	02/15/2024
DESIGNED FOR AGES: 2 to 5	Burke PLAY THAT MOVES YOU.	Buell Recreation 907-175986-6
		Designer: Pa Der Vang
BCI BURKE COMPANY, LLC PO BOX 549 FOND DU LAC, WI 54936-0549 920.921.9220 BCI BURKE.COM		


ITEM	COMP.	DESCRIPTION
1	230-0216	SLIDE PLATFORM & STAIR 48"
2	490-0140	ROLLER SLIDE 48"-56"
3	490-0138	DOUBLE SLIDE SIT DOWN BAR

Replaced by Exhibit B3



SERIES Synergy		COMPONENT VIEW
GROUP: SY-3318	Frog Pond Park Wilsonville, OR 97070	02/15/2024
DESIGNED FOR AGES: 2 to 5	Burke PLAY THAT MOVES YOU	Buell Recreation 907-175986-6 Designer: Pa Der Vang
BCI BURKE COMPANY, LLC PO BOX 549 FOND DU LAC, WI 54936-0549 920.921.9220 BCIBURKE.COM		


ITEM	COMP.	DESCRIPTION
1	370-1604	BALANCE CHALLENGE
2	560-0553	NATURE PLAY STUMP - SMALL
3	560-2709	EKO BUNDLE
4	560-2614	NATURE PLAY ROCK, SMALL
5	560-0062	FORMIS FREE 2-12
6	370-0814	WOBBLY WEB NET
7	670-0413	WOBBLY WEB POST, SHORT
8	670-0412	WOBBLY WEB POST, MED
9	670-0411	WOBBLY WEB POST, TALL
10	370-1608	OVISTEP LAUNCH PAD



SERIES Burke Basics Intensity Nucleus	COMPONENT VIEW
GROUP: Climbers	Frog Pond Park Wilsonville, OR 97070
DESIGNED FOR AGES: 2 to 5	02/15/2024 Buell Recreation 907-175986-6 Designer: Pa Der Vang
BCI BURKE COMPANY, LLC PO BOX 549 FOND DU LAC, WI 54936-0549 920.921.9220 BCIBURKE.COM	

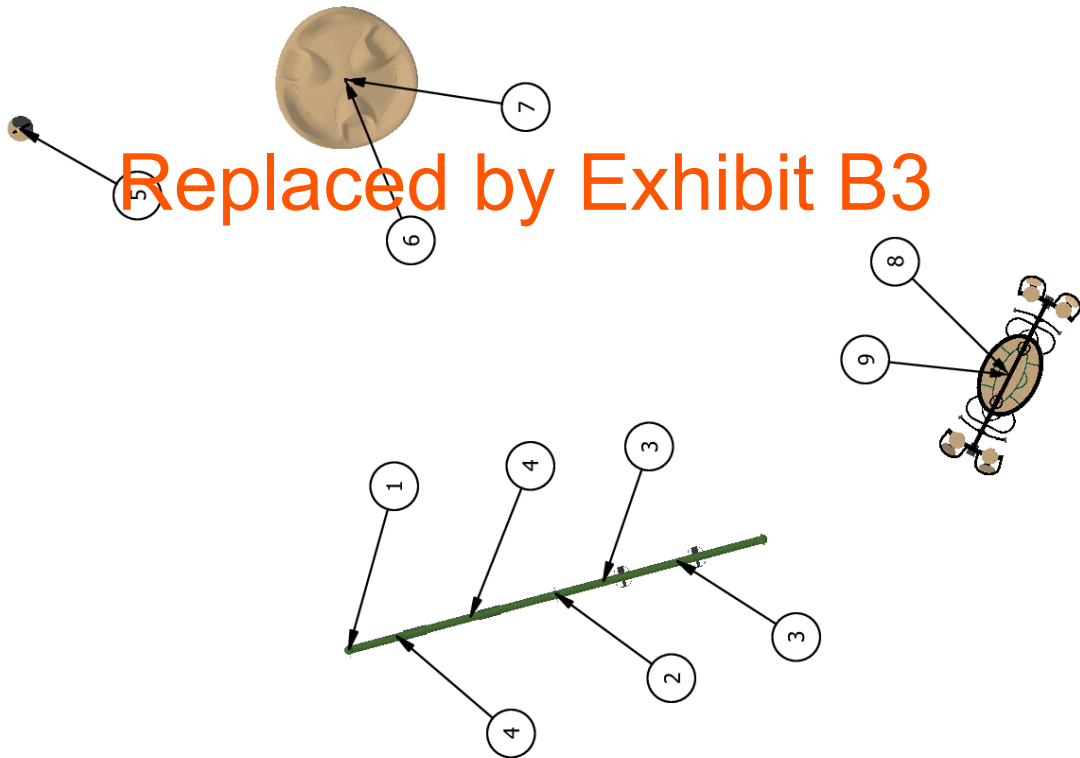
ITEM	COMP.	DESCRIPTION
1	560-1703	STEMPLAY SHORT ACTIVITY FRAME
2	560-2688	STEMPLAY CLASSIC GAMES
3	560-2689	STEMPLAY GRAVITY

Replaced by Exhibit B3



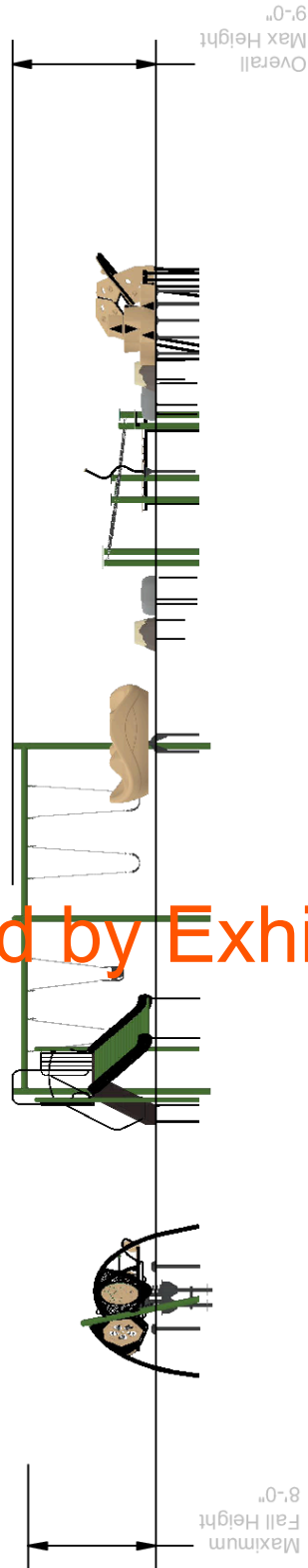
SERIES Burke Basics	COMPONENT VIEW	
GROUP: BB-3292	Frog Pond Park Wilsonville, OR 97070	02/15/2024
DESIGNED FOR AGES: 2 to 5	Burke PLAY THAT MOVES YOU	Buell Recreation 907-175986-6 Designer: Pa Der Vang
BCI BURKE COMPANY, LLC PO BOX 549 FOND DU LAC, WI 54936-0549 920.921.9220 BCIBURKE.COM		

ITEM	COMP.	DESCRIPTION
1	550-0201	SINGLE POST SWING ASSEMBLY 5" OD
2	550-0202	SINGLE POST SWING ADD-ON 5" OD
3	550-0099	TOT SEAT, 7' & 8' SINGLE, STD CHAIN
4	550-0111	BELT SEAT, 8' SINGLE, STD CHAIN
5	560-0457	SWIFT TWIST SPINNER
6	560-2579	VOLTA INCLUSIVE SPINNER
7	560-2765	VOLTA SPINNER FOOTER
8	570-2745	ORB ROCKER
9	570-2727	ORB ROCKER FOOTER



SERIES Burke Basics	COMPONENT VIEW
GROUP: Freestanding	02/15/2024
DESIGNED FOR AGES: 2 to 5	Buell Recreation 907-175986-6
Frog Pond Park Wilsonville, OR 97070	Designer: Pa Der Vang
BCI BURKE COMPANY, LLC PO BOX 549 FOND DU LAC, WI 54936-0549 920.921.9220 BCIBURKE.COM	

Replaced by Exhibit B3



SERIES Synergy | Burke Basics | Intensity | Nucleus

ELEVATION VIEW

GROUP:
SY-3318|Climbers|BB-3292|Freestanding

Frog Pond Park
Wilsonville, OR 97070

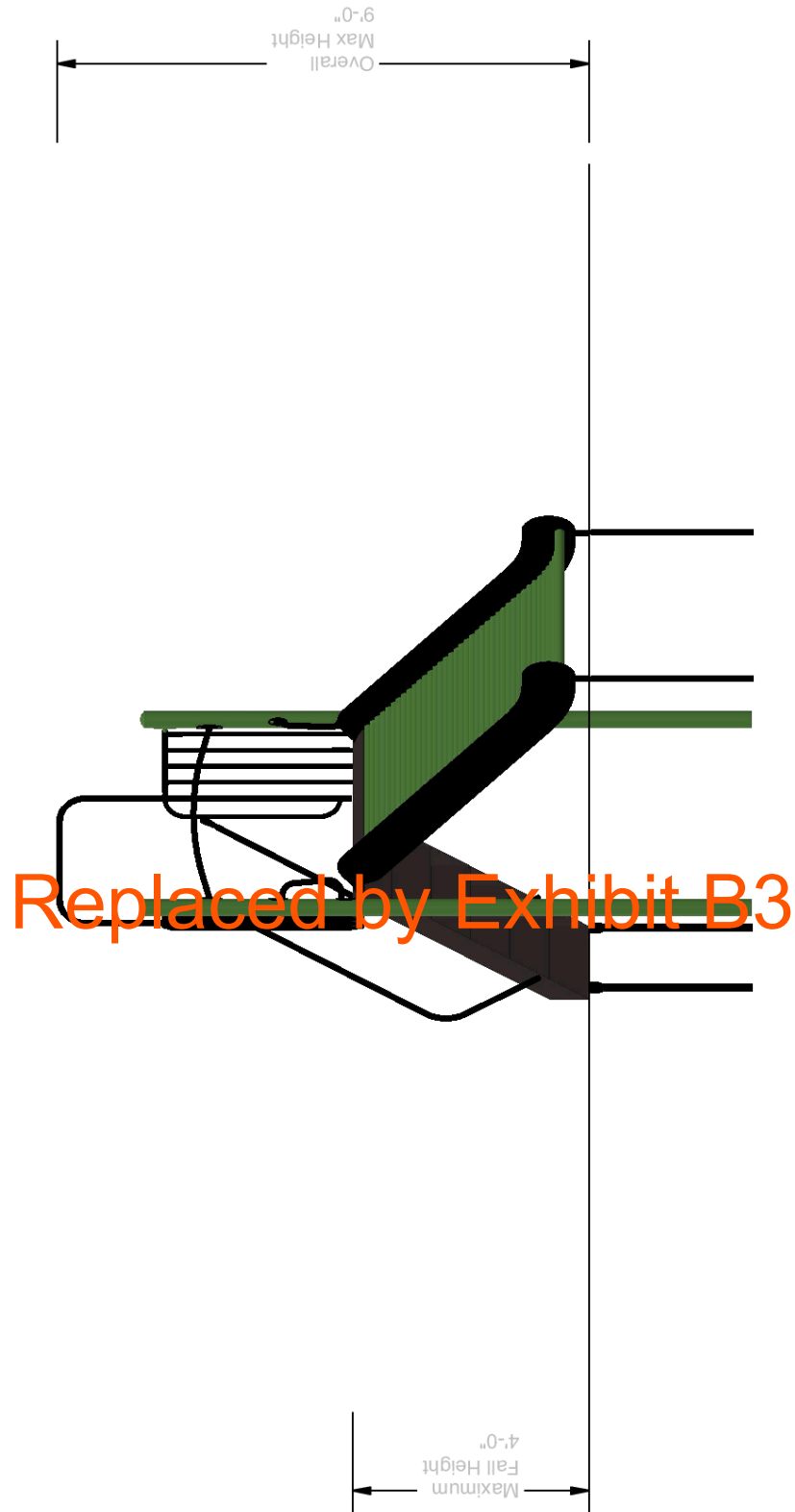
02/15/2024

DESIGNED FOR AGES:
2 to 5

Burke
PLAY THAT MOVES YOU


Buell Recreation
907-175986-6

Designer: Pa Der Vang

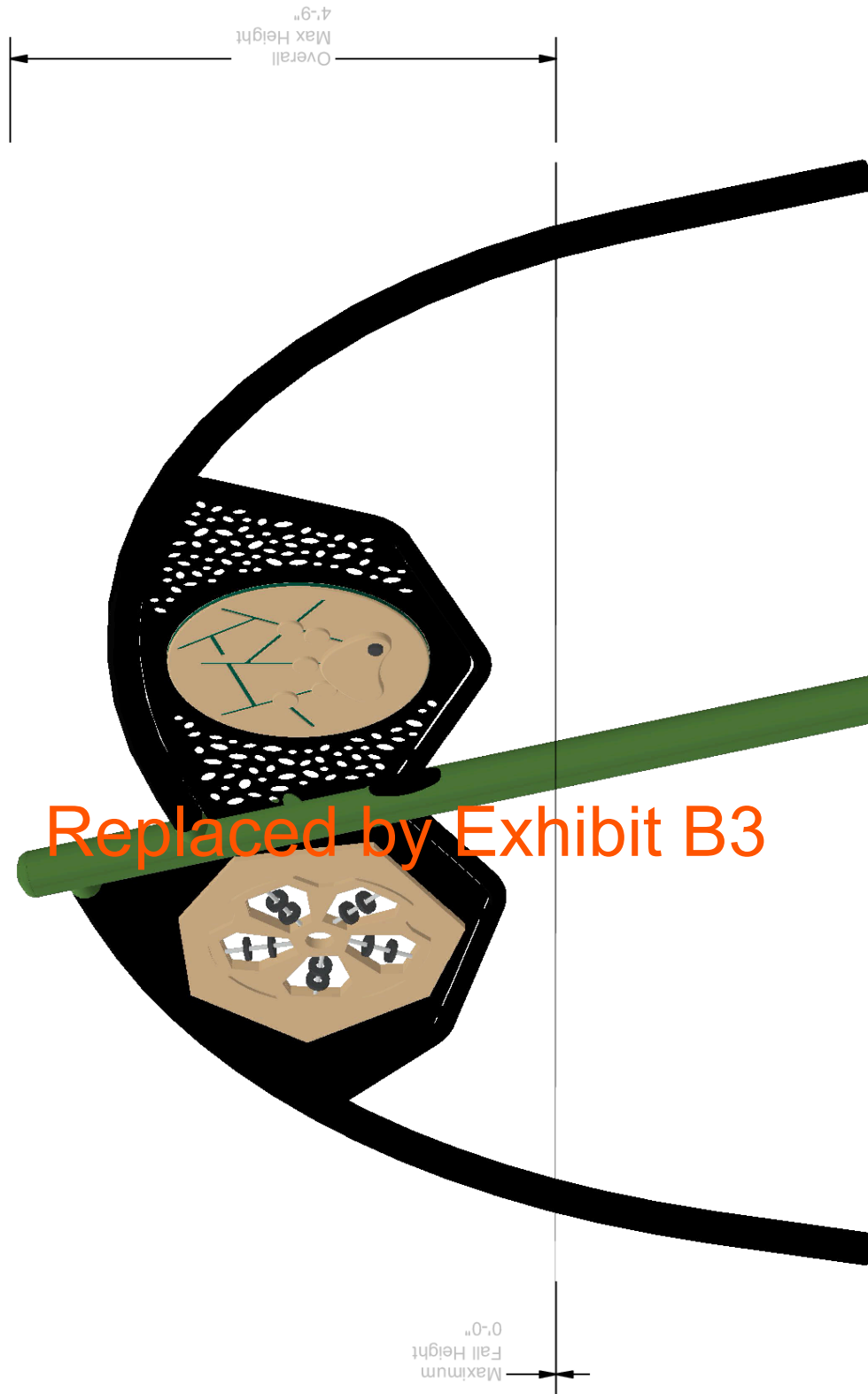


SERIES Synergy	ELEVATION VIEW	
GROUP: SY-3318	Frog Pond Park Wilsonville, OR 97070	02/15/2024
DESIGNED FOR AGES: 2 to 5		Buell Recreation 907-175986-6
Designer: Pa Der Vang		
BCI BURKE COMPANY, LLC PO BOX 549 FOND DU LAC, WI 54936-0549 920.921.9220 BCIBURKE.COM		

Replaced by Exhibit B3



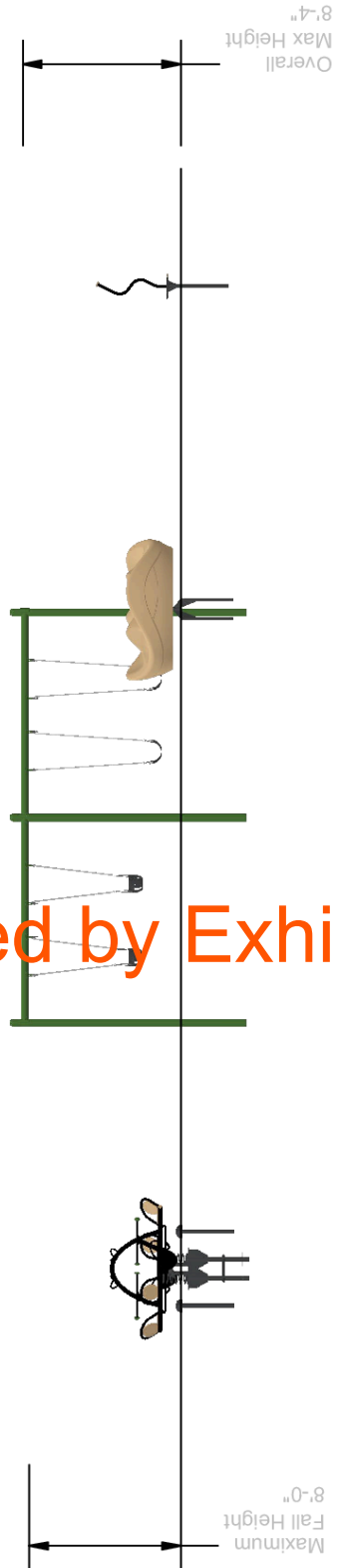
SERIES	Burke Basics Intensity Nucleus	ELEVATION VIEW
GROUP: Climbers	Frog Pond Park Wilsonville, OR 97070	02/15/2024
DESIGNED FOR AGES: 2 to 5	Burke PLAY THAT MOVES YOU	Buell Recreation 907-175986-6 Designer: Pa Der Vang
BCI BURKE COMPANY, LLC PO BOX 549 FOND DU LAC, WI 54936-0549 920.921.9220 BCIBURKE.COM		



Replaced by Exhibit B3

SERIES	Burke Basics	ELEVATION VIEW
GROUP: BB-3292	Frog Pond Park Wilsonville, OR 97070	02/15/2024
DESIGNED FOR AGES: 2 to 5		Buell Recreation 907-175986-6 Designer: Pa Der Vang
BCI BURKE COMPANY, LLC PO BOX 549 FOND DU LAC, WI 54936-0549 920.921.9220 BCIBURKE.COM		

Replaced by Exhibit B3



SERIES Burke Basics

GROUP:
Freestanding

DESIGNED FOR AGES:
2 to 5

Frog Pond Park
Wilsonville, OR 97070

Burke
PLAY THAT MOVES YOU

ELEVATION VIEW

02/15/2024

Buell Recreation
907-175986-6

Designer: Pa Der Vang



SERIES Synergy

GROUP:
SY-3318

DESIGNED FOR AGES:
2 to 5

Frog Pond Park
Wilsonville, OR 97070

Burke
PLAY THAT MOVES YOU

ISOMETRIC VIEW

02/15/2024

Buell Recreation
907-175986-6

Designer: Pa Der Vang



Replaced by Exhibit B3

SERIES Burke Basics | Intensity | Nucleus

GROUP:
Climbers

DESIGNED FOR AGES:
2 to 5

Frog Pond Park
Wilsonville, OR 97070

Burke
PLAY THAT MOVES YOU

ISOMETRIC VIEW

02/15/2024

Buell Recreation
907-175986-6

Designer: Pa Der Vang

Replaced by Exhibit B3



SERIES Burke Basics

GROUP:
BB-3292

DESIGNED FOR AGES:
2 to 5

Frog Pond Park
Wilsonville, OR 97070

Burke
PLAY THAT MOVES YOU

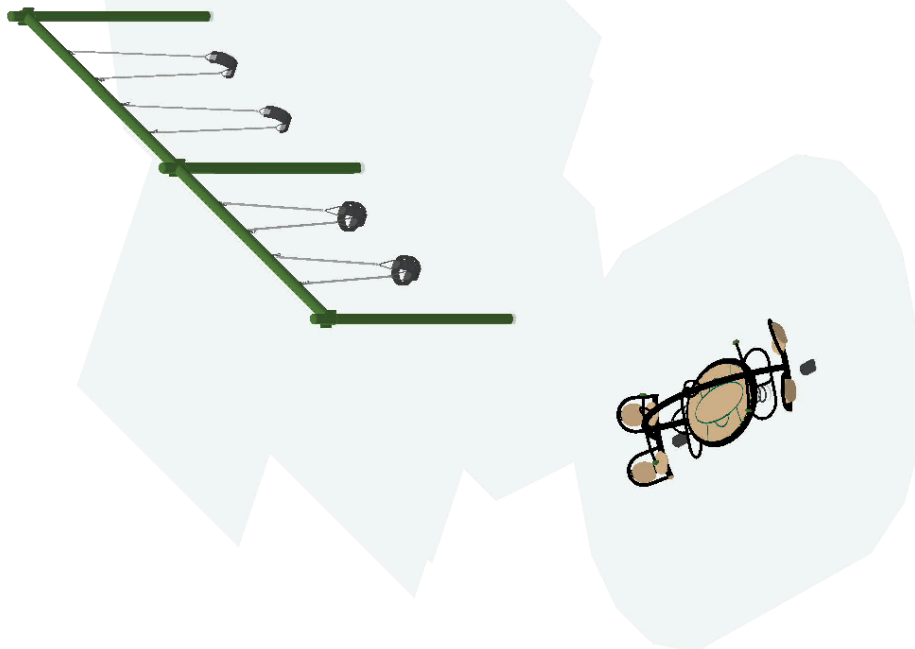
ISOMETRIC VIEW

02/15/2024

Buell Recreation
907-175986-6

Designer: Pa Der Vang

Replaced by Exhibit B3



SERIES Burke Basics

GROUP:
Freestanding

DESIGNED FOR AGES:
2 to 5

Frog Pond Park
Wilsonville, OR 97070

Burke
PLAY THAT MOVES YOU

ISOMETRIC VIEW

02/15/2024

Buell Recreation
907-175986-6

Designer: Pa Der Vang

The play components identified in this proposal are IPEMA certified. The use and layout of these components conform to the requirements of ASTM F1487. To verify product certification, visit www.ipema.org.



The space requirements shown in this proposal are to ASTM standards. Requirements for other standards may be different.

Component No.	Description	Qty	User Cap	Ext. User Cap	Weight	Ext. Weight
---------------	-------------	-----	----------	---------------	--------	-------------

SY-3318

Synergy

072-0300-123C	3 1/2" OD X 123" CAPPED POST	2	0	0	45	90
230-0216	SLIDE PLATFORM & STAIR 48"	1	6	6	221	221
490-0138	DOUBLE SLIDE SIT DOWN BAR	1	0	0	6	6
490-0140	ROLLER SLIDE 48"-56"	1	4	4	704	704
600-0104	NPPS SUPERVISION SAFETY KIT	1	0	0	3	3
660-0103	MAINTENANCE KIT, STRUCTURE	1	0	0	7	7
660-0104	INSTALLATION KIT, STRUCTURE	1	0	0	5	5

Replaced by Exhibit B3

BB-3292

Burke Basics

560-1703	STEMPLAY SHORT ACTIVITY FRAME	1	0	0	176	176
560-2688	STEMPLAY CLASSIC GAMES	1	2	2	70	70
560-2689	STEMPLAY GRAVITY	1	2	2	63	63
660-0101	INSTALL KIT, BURKE BASICS - P...	1	0	0	2	2

Freestanding

Burke Basics

550-0099	TOT SEAT, 7' & 8' SINGLE, STD...	2	1	2	12	24
550-0111	BELT SEAT, 8' SINGLE, STD CHAIN	2	1	2	10	20
550-0201	SINGLE POST SWING ASSEMBLY 5" OD	1	0	0	220	220
550-0202	SINGLE POST SWING ADD-ON 5" OD	1	0	0	145	145
560-0457	SWIFT TWIST SPINNER	1	1	1	52	52
560-2579	VOLTA INCLUSIVE SPINNER	1	9	9	475	475
560-2765	VOLTA SPINNER FOOTER	1	0	0	69	69
570-2727	ORB ROCKER FOOTER	1	0	0	93	93
570-2745	ORB ROCKER	1	8	8	540.9	540.9
660-0101	INSTALL KIT, BURKE BASICS - P...	1	0	0	2	2

Climbers

Burke Basics

370-1604	BALANCE CHALLENGE	2	2	4	76	152
560-0062	FORMIS FREE 2-12	1	5	5	313	313
560-0553	NATURE PLAY STUMP - SMALL	2	1	2	66	132
560-2614	NATURE PLAY ROCK, SMALL	2	1	2	95	190
560-2709	EKO BUNDLE	1	6	6	148	148

Climbers

Intensity

370-0814	WOBBLY WEB NET	1	10	10	36	36
370-1608	OVISTEP LAUNCH PAD	1	1	1	10	10
670-0411	WOBBLY WEB POST, TALL	2	0	0	59	118
670-0412	WOBBLY WEB POST, MED	2	0	0	55	110
670-0413	WOBBLY WEB POST, SHORT	1	0	0	50	50

Climbers

Nucleus

072-0500-60C	5" OD X 60" CAPPED POST	1	0	0	32	32
--------------	-------------------------	---	---	---	----	----

Replaced by Exhibit B3

Special Notes:

Prices do not include freight, unloading, material storage, site excavation/preparation, removal of existing equipment, removal of excess soil from footing holes, site security, safety surfacing, installation, or sales tax (if applicable). Prices are based on standard colors per CURRENT YEAR BCI Burke Catalog. Custom colors, where available, would be an extra charge. **Pricing is valid for 30 days from the date of this proposal.**

COLOR SELECTION LIST | Default Color Option

GROUP 1 (SY-3318)

Acc: Black
Post: Olive
Deck: Brown

GROUP 2 (Climbers)

Flat: Tan
Acc: Black
Plastic: Tan
Panel: Tan-Green-Tan
Post: Olive

GROUP 3 (Freestanding)

Post: Olive
Flat: Tan
Acc: Black
Plastic: Tan
Panel: Tan-Green-Tan

GROUP 4 (BB-3292)

Post: Olive
Acc: Black
Flat: Tan
Panel: Tan-Green-Tan

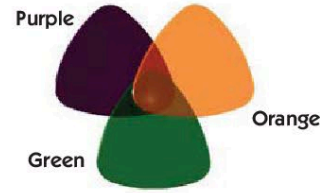
Replaced by Exhibit B3

COLORS THAT MOVE YOU


POWDER COAT PAINT



SOLIS HUE TOPPERS




ROCKIT CLIMBERS



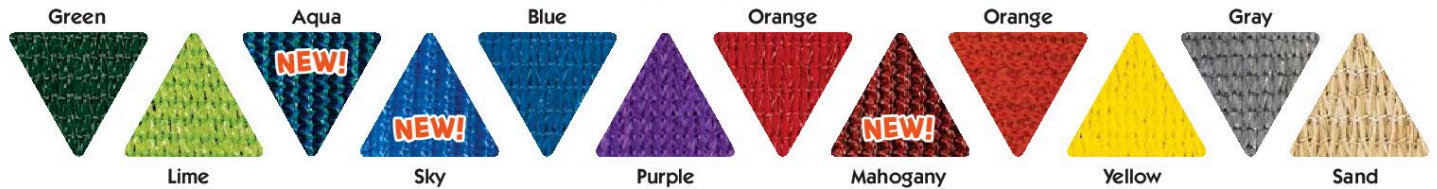
PLATFORMS



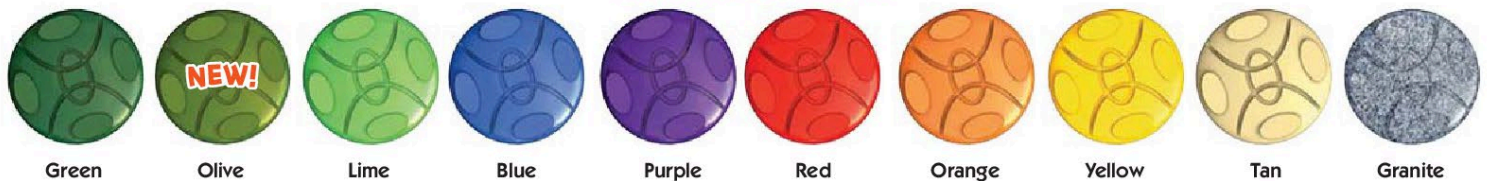
HDPE PLASTIC PANELS



SHADE CANOPIES



ROTOMOLD PLASTIC



VISIT BCIBURKE.COM/COLOR TO CUSTOMIZE YOUR PLAYGROUND COLORS!

BURKE GENERATIONS WARRANTY®

The Longest and Strongest warranty in the industry

BCI Burke Company, LLC ("Burke") warrants that all standard products are warranted to be free from defects in materials and workmanship, under normal use and service, for a period of one (1) year from the date of shipment.

We stand behind our products. In addition, the following products are warranted, under normal use and service from the date of shipment as follows:

- One Hundred (100) Year Limited Warranty on aluminum and steel upright posts (including Intensity®, Synergy™, Nucleus®, Voltage®, Little Buddies®, ELEVATE®, ACTIVATE®, INVIGORATE™) against structural failure due to corrosion, deterioration or workmanship.
- One Hundred (100) Year Limited Warranty on KoreKonnct® clamps against structural failure due to corrosion, deterioration or workmanship.
- One Hundred (100) Year Limited Warranty on Hardware (nuts, bolts, washers)
- One Hundred (100) Year Limited Warranty on bolt-through fastening and clamp systems (Synergy™, Intensity®, Nucleus®, Voltage®, Little Buddies®, ELEVATE®).
- Twenty-Five (25) Year Limited Warranty on spring assemblies and aluminum cast animals.
- Fifteen (15) Year Limited Warranty on structure platforms and decks, metal roofs, table tops, bench tops, railings and barriers against structural failure due to materials or workmanship.
- Fifteen (15) Year Limited Warranty on all plastic components including StoneBorders against structural failure due to materials or workmanship.
- Ten (10) Year Limited Warranty on ShadePlay Canopies fabric, threads, and cables against degradation, cracking or material breakdown resulting from ultra-violet exposure, natural deterioration or manufacturing defects. This warranty is limited to the design loads as stated in the specifications.
- Ten (10) Year Limited Warranty on NaturePlay® Boulders and GFRC products against structural failure due to natural deterioration or workmanship. Natural wear, which may occur with any concrete product with age, is excluded from this warranty
- Ten (10) Year Limited Warranty on Full Color Custom Signage against manufacturing defects that cause delamination or degradation of the sign. Full Color Custom Signs also carry a two (2) year warranty against premature fading of the print and graphics on the signs.
- Five (5) Year Limited Warranty on Intensity® and RopeVenture® cables and LEVEL X® flex bridge against premature wear due to natural deterioration or manufacturing defects. Determination of premature wear will be at the manufacturer's discretion.
- Five (5) Year Limited Warranty on moving parts, including swing components, against structural failure due to materials or workmanship.
- Five (5) Year Limited Warranty on PlayEnsemble® cables and mallets against defects in materials and workmanship.
- Three (3) Year Limited Warranty on electronic panel speakers, sound chips and circuit boards against electronic failure caused by manufacturing defects.

The warranty stated above is valid only if the equipment is erected in conformity with the layout plan and/or installation instructions furnished by BCI Burke Company, LLC using approved parts; have been maintained and inspected in accordance with BCI Burke Company, LLC instructions. Burke's liability and your exclusive remedy hereunder will be limited to repair or replacement of those parts found in Burke's reasonable judgment to be defective. Any claim made within the above stated warranty periods must be made promptly after discovery of the defect. A part is covered only for the original warranty period of the applicable part. Replacement parts carry the applicable warranty from the date of shipment of the replacement from Burke. After the expiration of the warranty period, you must pay for all parts, transportation and service charges.

Burke reserves the right to accept or reject any claim in whole or in part. Burke will not accept the return of any product without its prior written approval. Burke will assume transportation charges for shipment of the returned product if it is returned in strict compliance with Burke's written instructions.

Replaced by Exhibit B3

THE FOREGOING WARRANTIES ARE EXCLUSIVE AND IN LIEU OF ANY OTHER WARRANTIES, EXPRESS OR IMPLIED, INCLUDING BUT NOT LIMITED TO ANY IMPLIED WARRANTY OR MERCHANTABILITY OR FITNESS FOR A PARTICULAR PURPOSE. IF THE FOREGOING DISCLAIMER OF ADDITIONAL WARRANTIES IS NOT GIVEN FULL FORCE AND EFFECT, ANY RESULTING ADDITIONAL WARRANTY SHALL BE LIMITED IN DURATION TO THE EXPRESS WARRANTIES AND BE OTHERWISE SUBJECT TO AND LIMITED BY THE TERMS OF BURKE'S PRODUCT WARRANTY. SOME STATES DO NOT ALLOW THE EXCLUSION OF CERTAIN IMPLIED WARRANTIES, SO THE ABOVE LIMITATION MAY NOT APPLY TO YOU.

Warranty Exclusions: The above stated warranties do not cover: "cosmetic" defects, such as scratches, dents, marring, or fading; damage due to incorrect installation, vandalism, misuse, accident, wear and tear from normal use, exposure to extreme weather; immersion in salt or chlorine water, unauthorized repair or modification, abnormal use, lack of maintenance, or other cause not within Burke's control; and

Limitation of Remedies: Burke is not liable for consequential or incidental damages, including but not limited to labor costs or lost profits resulting from the use of or inability to use the products or from the products being incorporated in or becoming a component of any other product. If, after a reasonable number of repeated efforts, Burke is unable to repair or replace a defective or nonconforming product, Burke shall have the option to accept return of the product, or part thereof, if such does not substantially impair its value, and return the purchase price as the buyer's entire and exclusive remedy. Without limiting the generality of the foregoing, Burke will not be responsible for labor costs involved in the removal of products or the installation of replacement products. Some states do not allow the exclusion of incidental damages, so the above exclusion may not apply to you.

The environment near a saltwater coast can be extremely corrosive. Some corrosion and/or deterioration is considered "normal wear" in this environment. Product installed within 500 yards of a saltwater shoreline will only be covered for half the period of the standard product warranty, up to a maximum of five years, for defects caused by corrosion. Products installed in direct contact with saltwater or that are subjected to salt spray are not covered by the standard warranty for any defects caused by corrosion.

Contact your local Burke Representative for warranty information regarding Burke Turf® and Burke Tile products.

Terms of Sale

Pricing: Prices published in this catalog are in USD, are approximate and do not include shipping & handling, surfacing, installation nor applicable taxes. All prices are subject to change without notice. Contact your Burke representative for current pricing. Payments are to be made in USD.

Weights: Weights are approximate and may vary with actual orders.

Installation: All equipment is shipped unassembled. For a list of factory-certified installers in your area, please contact your Burke representative.

Specifications: Product specifications in this catalog were correct at the time of publication. However, product improvements are ongoing at Burke, and we reserve the right to change or discontinue specifications without notice.

Loss or Damage in Transit: A signed bill of lading is our receipt from a carrier that our shipment to you was complete and in good condition upon arrival. Before you sign, please check the Bill of Lading carefully when the shipment arrives to make sure nothing is missing and there are no damages. Once the shipment leaves our plant, we are no longer responsible for any damage, loss or shortage.

For more information regarding the warranty, call Customer Service at 920-921-9220 or 1-800-356-2070.

01/2021