

ATTACHMENT 3

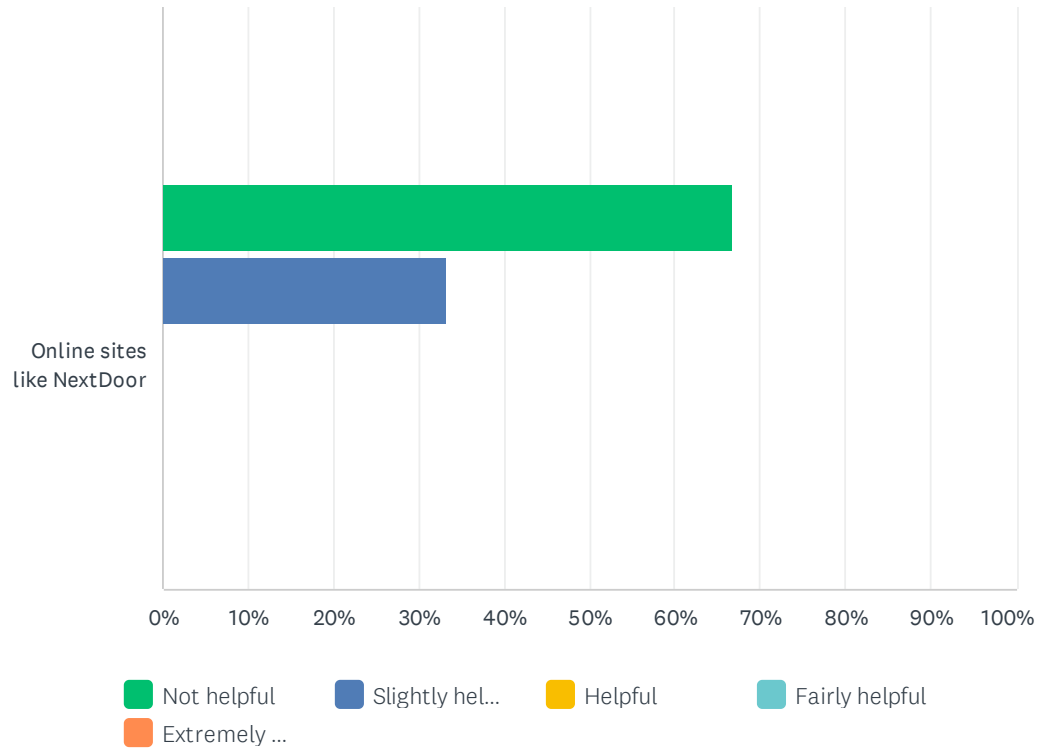
RV/ABV Public Safety Update Survey – HOA Members

Q1 Best way to receive updates on project:

Answered: 4 Skipped: 0



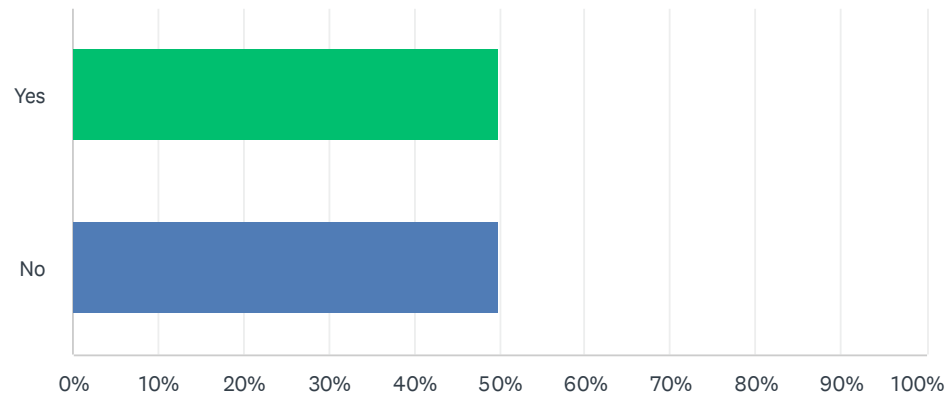
RV/ABV Public Safety Update Survey – HOA Members



	NOT HELPFUL	SLIGHTLY HELPFUL	HELPFUL	FAIRLY HELPFUL	EXTREMELY HELPFUL	TOTAL	WEIGHTED AVERAGE
Email	0.00% 0	0.00% 0	0.00% 0	25.00% 1	75.00% 3	4	4.75
Mail	33.33% 1	33.33% 1	0.00% 0	0.00% 0	33.33% 1	3	2.67
City Website	33.33% 1	0.00% 0	33.33% 1	0.00% 0	33.33% 1	3	3.00
Newspaper	66.67% 2	0.00% 0	33.33% 1	0.00% 0	0.00% 0	3	1.67
Online sites like NextDoor	66.67% 2	33.33% 1	0.00% 0	0.00% 0	0.00% 0	3	1.33

Q2 Have you already completed the general community outreach questionnaire?

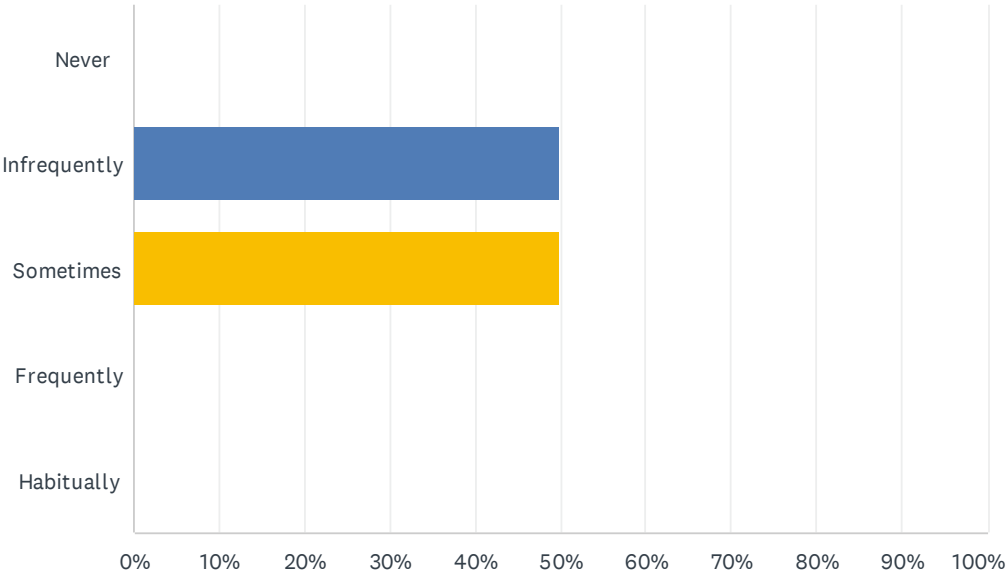
Answered: 4 Skipped: 0



ANSWER CHOICES	RESPONSES	
Yes	50.00%	2
No	50.00%	2
TOTAL		4

Q3 Have you experienced individuals leaving their RV’s or vehicles on your HOA-owned property for extended periods of time?

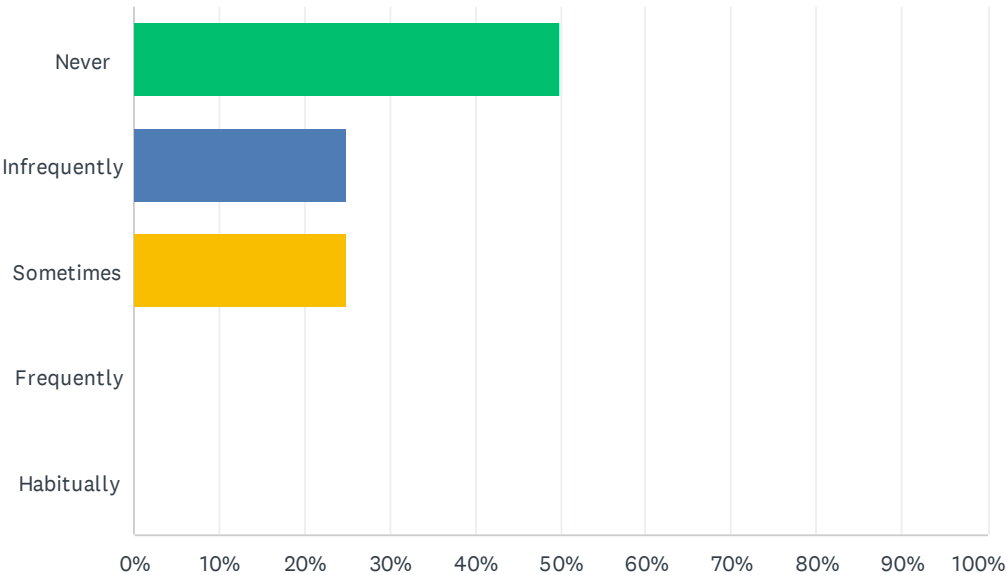
Answered: 4 Skipped: 0



ANSWER CHOICES	RESPONSES	
Never	0.00%	0
Infrequently	50.00%	2
Sometimes	50.00%	2
Frequently	0.00%	0
Habitually	0.00%	0
TOTAL		4

Q4 Have you had to contact law enforcement to address RV’s or vehicles within your HOA property?

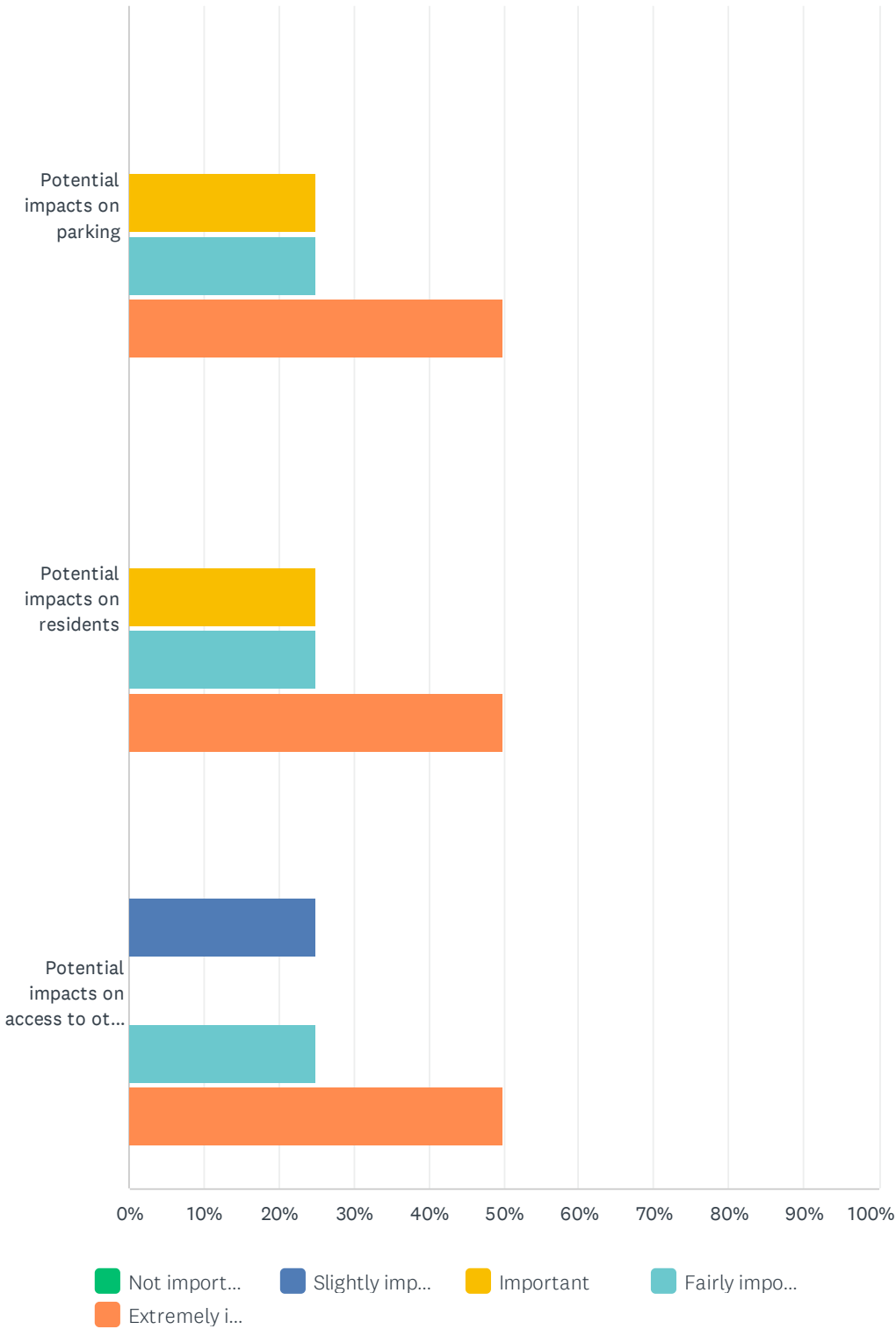
Answered: 4 Skipped: 0



ANSWER CHOICES		RESPONSES	
Never		50.00%	2
Infrequently		25.00%	1
Sometimes		25.00%	1
Frequently		0.00%	0
Habitually		0.00%	0
TOTAL			4

Q5 What factors should the City consider when reviewing potential programs or regulation updates to implement?

Answered: 4 Skipped: 0

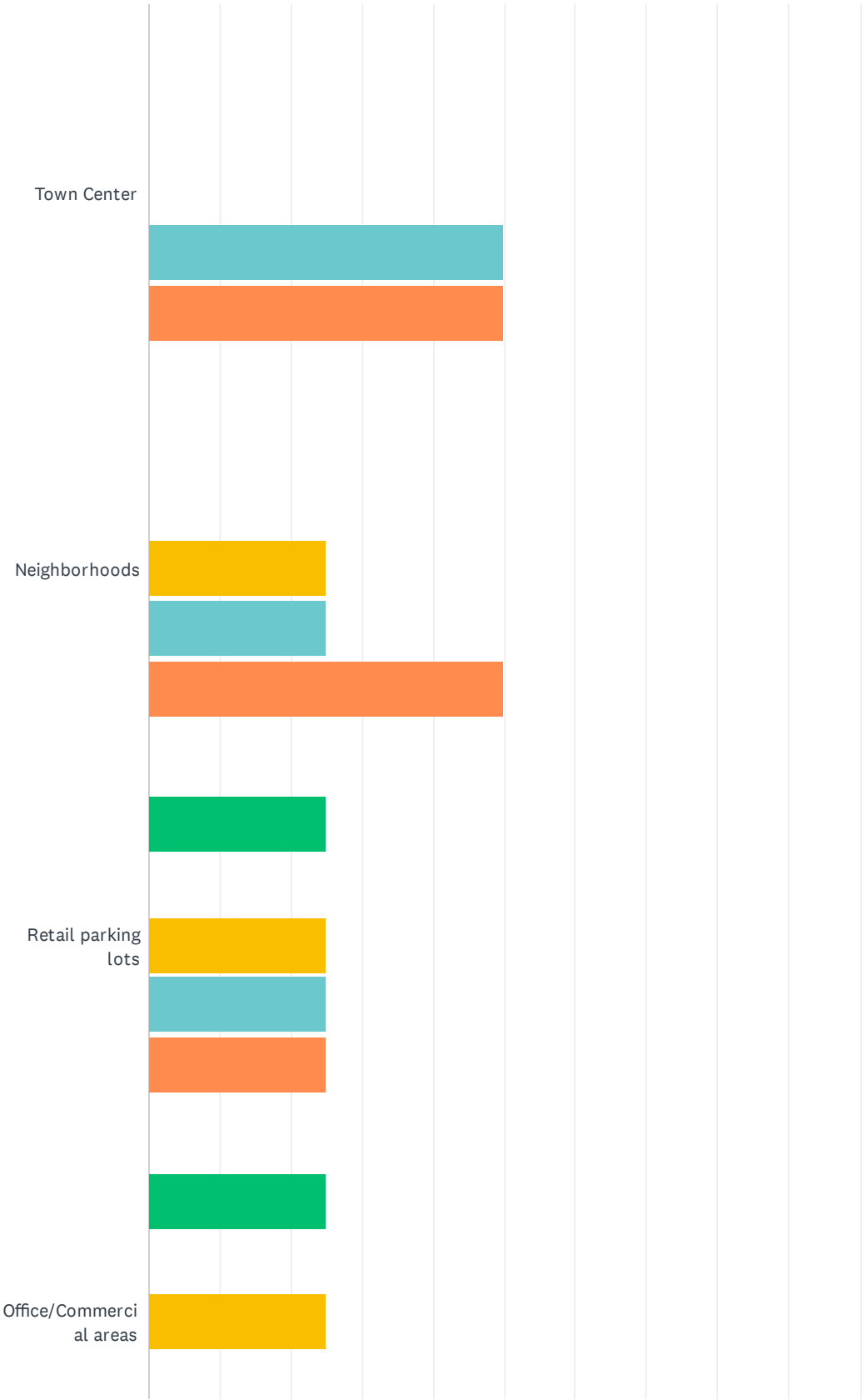


RV/ABV Public Safety Update Survey – HOA Members

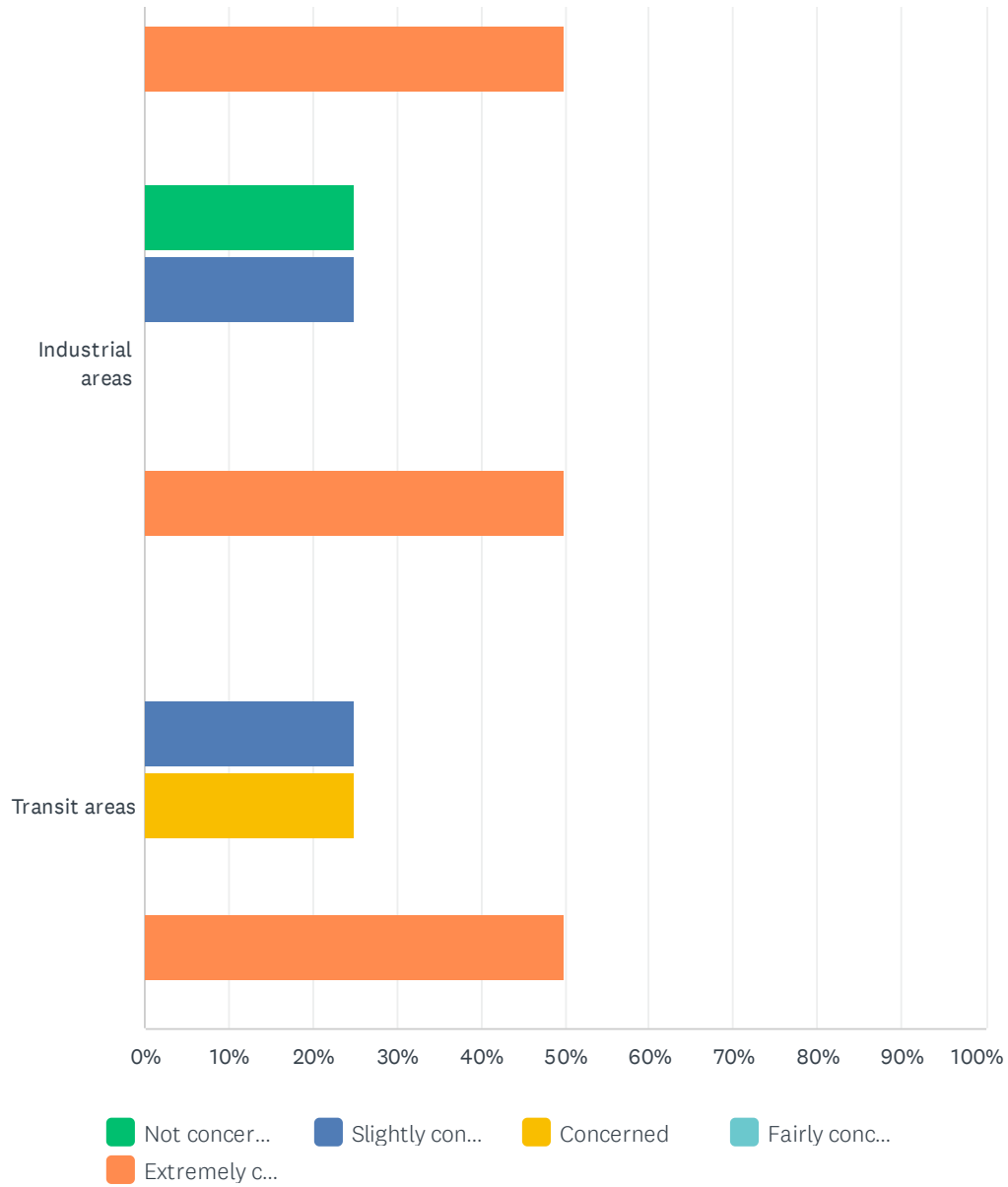
	NOT IMPORTANT	SLIGHTLY IMPORTANT	IMPORTANT	FAIRLY IMPORTANT	EXTREMELY IMPORTANAT	TOTAL	WEIGHTED AVERAGE
Potential impacts on parking	0.00% 0	0.00% 0	25.00% 1	25.00% 1	50.00% 2	4	4.25
Potential impacts on residents	0.00% 0	0.00% 0	25.00% 1	25.00% 1	50.00% 2	4	4.25
Potential impacts on access to other services (parks, community centers, fitness areas, pools etc.)	0.00% 0	25.00% 1	0.00% 0	25.00% 1	50.00% 2	4	4.00

Q6 Do you have concerns about parking in certain areas?

Answered: 4 Skipped: 0



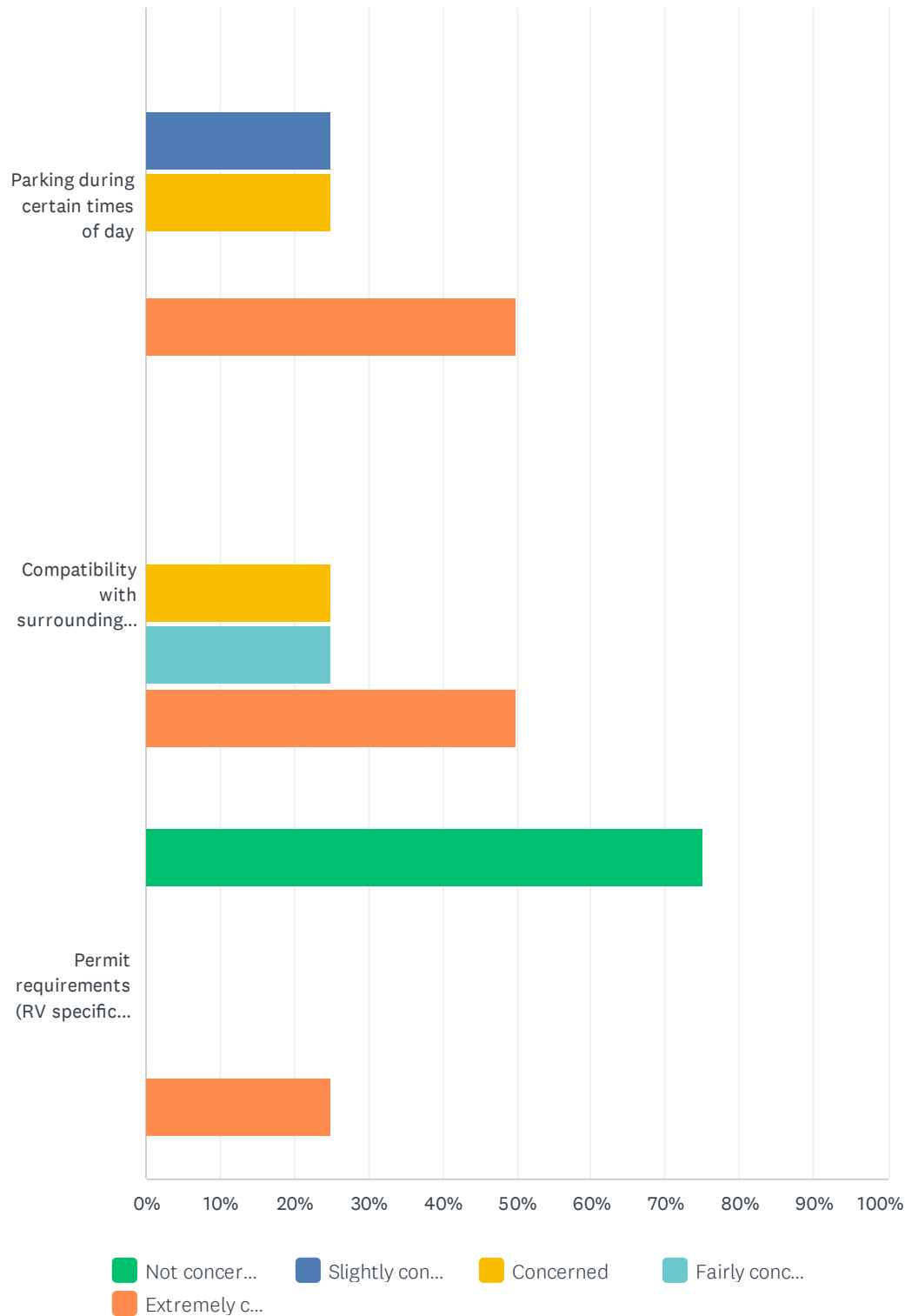
RV/ABV Public Safety Update Survey – HOA Members



	NOT CONCERNED	SLIGHTLY CONCERNED	CONCERNED	FAIRLY CONCERNED	EXTREMELY CONCERNED	TOTAL	WEIGHTED AVERAGE
Town Center	0.00% 0	0.00% 0	0.00% 0	50.00% 2	50.00% 2	4	4.50
Neighborhoods	0.00% 0	0.00% 0	25.00% 1	25.00% 1	50.00% 2	4	4.25
Retail parking lots	25.00% 1	0.00% 0	25.00% 1	25.00% 1	25.00% 1	4	3.25
Office/Commercial areas	25.00% 1	0.00% 0	25.00% 1	0.00% 0	50.00% 2	4	3.50
Industrial areas	25.00% 1	25.00% 1	0.00% 0	0.00% 0	50.00% 2	4	3.25
Transit areas	0.00% 0	25.00% 1	25.00% 1	0.00% 0	50.00% 2	4	3.75

Q7 Do you have concerns about specific parking regulations?

Answered: 4 Skipped: 0

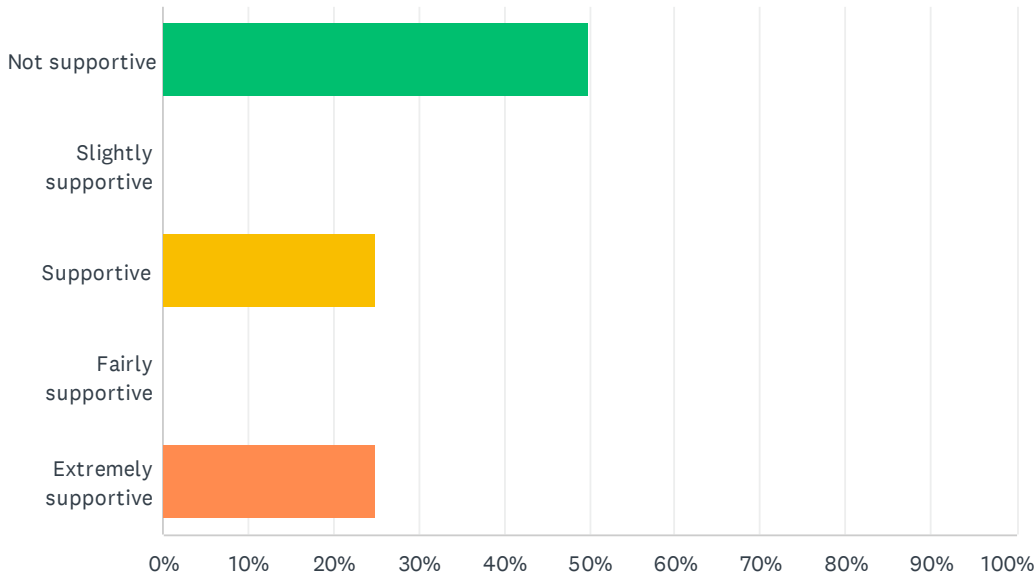


RV/ABV Public Safety Update Survey – HOA Members

	NOT CONCERNED	SLIGHTLY CONCERNED	CONCERNED	FAIRLY CONCERNED	EXTREMELY CONCERNED	TOTAL	WEIGHTED AVERAGE
Parking during certain times of day	0.00% 0	25.00% 1	25.00% 1	0.00% 0	50.00% 2	4	3.75
Compatibility with surrounding uses (homes, parks, community centers, transit stops etc.)	0.00% 0	0.00% 0	25.00% 1	25.00% 1	50.00% 2	4	4.25
Permit requirements (RV specific, all vehicles etc.)	75.00% 3	0.00% 0	0.00% 0	0.00% 0	25.00% 1	4	2.00

Q8 Would you be supportive of an RV Permit Program?

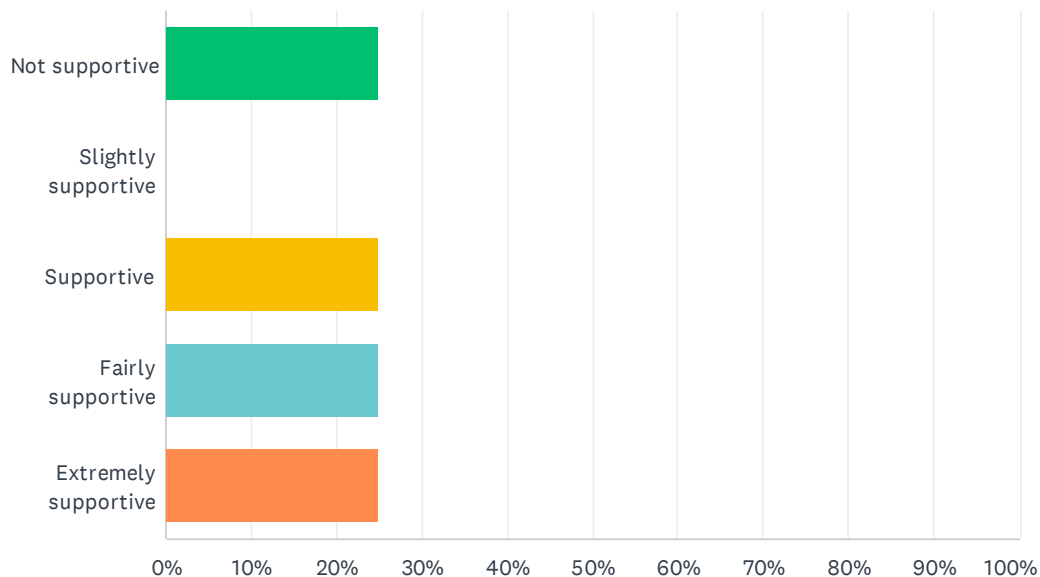
Answered: 4 Skipped: 0



ANSWER CHOICES	RESPONSES	
Not supportive	50.00%	2
Slightly supportive	0.00%	0
Supportive	25.00%	1
Fairly supportive	0.00%	0
Extremely supportive	25.00%	1
TOTAL		4

Q9 Would you be supportive of designating regulations for different zones (residential, industrial, commercial etc.)?

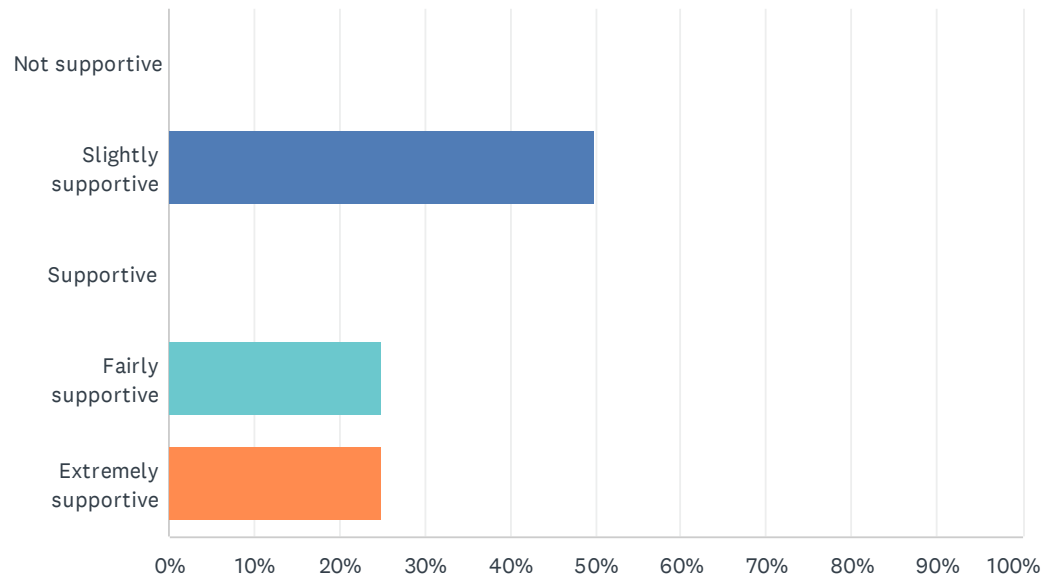
Answered: 4 Skipped: 0



ANSWER CHOICES	RESPONSES	
Not supportive	25.00%	1
Slightly supportive	0.00%	0
Supportive	25.00%	1
Fairly supportive	25.00%	1
Extremely supportive	25.00%	1
TOTAL		4

Q10 Would you be supportive of maintaining Wilsonville’s current parking regulations?

Answered: 4 Skipped: 0



ANSWER CHOICES	RESPONSES	
Not supportive	0.00%	0
Slightly supportive	50.00%	2
Supportive	0.00%	0
Fairly supportive	25.00%	1
Extremely supportive	25.00%	1
TOTAL		4