

City of Wilsonville Memorial Skatepark Mural  
Abigail Penfold  
3701 SE 6th Street  
Renton, WA 98058  
716-984-1729  
alp.fineart@gmail.com  
www.abigailpenfold.com

### Description of Concept

My proposed design for the Wilsonville Memorial Skatepark Mural is inspired by the landscapes of the Willamette Valley and the wildlife that inhabits the area. As Wilsonville is the gateway to the valley I wanted to highlight the nature that encompasses the town and skatepark in a fun and unique way that relates to skateboarding. The concept narrates the story of building a skateboard, as each section features different animals or insects carrying the various components that make up a board.


The story begins at Wall 3, which will be painted in an illustrative way to resemble a log as it is possibly used as a seat during skate sessions and relates to the skateboard deck that is initially made out of wood. The log is detailed with ants and Western skink lizards, both carrying bolts that are used to attach the skateboard trucks to the deck. In addition there will be Chicken of the Woods mushrooms and some bright green moss to give the scene a pop of color. Wall 4, 2 and 1 narrate some local creatures tree top activities, as two Ospreys (Oregon's State Raptor) add some skate wheels and a metal truck to their nest, American red squirrels forage for "nuts" an essential part of the board and in Wall 4 a Pileated woodpecker family is occupied with a bearing that is used as part of the skateboard wheel. Around the other side of the park Wall 5 and 6 depict Coho salmon swimming upstream, chasing after rubber skate bushings on the Willamette River. Wall 7 and 8 feature Oregon's state animal, the American beaver, a perfect skate deck builder! Lastly Wall 9 shows the viewers the final product, a completed skateboard, with a carved inscription of the park name.

### Research Process

For this project I spent a great deal of time reading about Wilsonville's history and the environment of the surrounding Willamette Valley. I learned a lot about the animals that reside in the region and made an effort to include them in my concept, along with their habitats. I also researched Wilsonville's skatepark history, additions and changes to this site and the current skate scene. As I am an avid skater myself, the skate community and achievements are very interesting to me and I even went to check out the skatepark in person for research and to have a bit of fun. My knowledge of skateboarding also helped me to create this concept as I understand all the parts needed to build a complete board. I feel as though anyone on wheels can relate to this concept and that it also help the viewers learn more about skateboarding and the local wildlife in a subtle, yet eye-catching way.


### Materials and Maintenance

The imagery will be tied together through the narrative and coordinating colors, which will be carried out with a combination of Montana Colors spray paint mainly (MTN94 series) and Nova Color acrylic paint made specifically for outdoor mural painting. I have used both of these paints for years in past projects and they are known to be very durable and long lasting, made for mural painting on any surface. I specifically choose colors that are fade resistant and contain pigments that do not yellow in harsh sunlight. A primer, KILZ All-Purpose Interior/ Exterior is best, will be necessary before any painting can begin which I can apply myself with a sprayer. In addition an "anti-graffiti" UV protective coating, Mural Colors-ColorShield & OverCoat, will be applied upon completion of the project with sprayer. I have used this product many times and the murals last for decades, and also allows for safe graffiti clean up.



(RIGHT SIDE - WALL 2)

4 FT



10 FT


Wall 1 (side of wall 2)



Wall 2



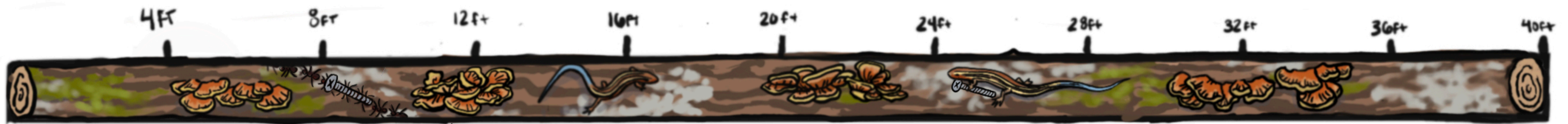
5ft




22.5ft

45ft

# Wall 3



Wall 4 (side of wall 2)



(LEFT SIDE - WALL 2)




Wall 6



Wall 5



## Wall 6 & Wall 5





Wall 8



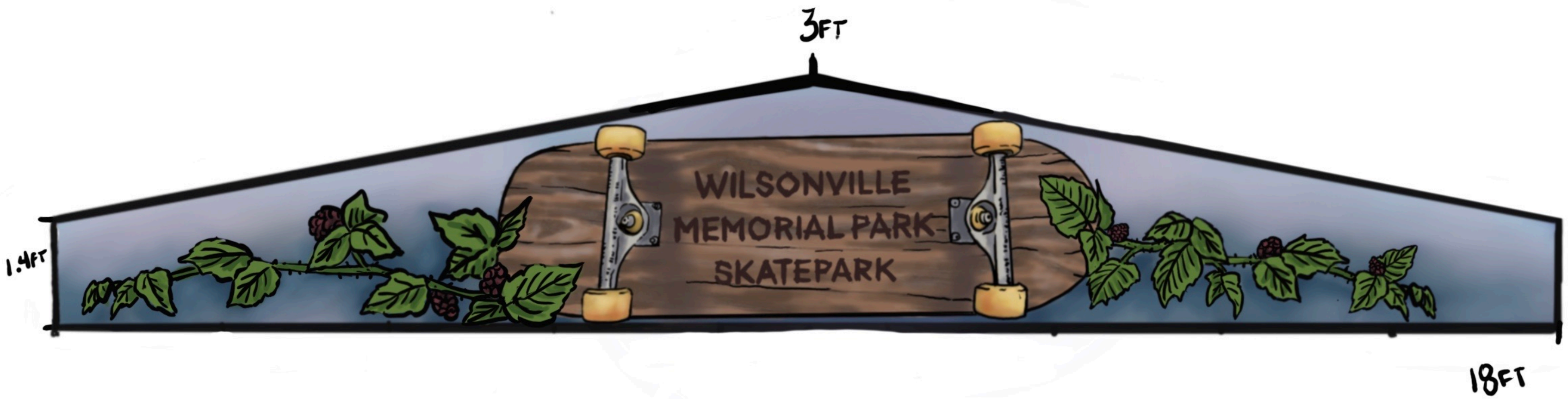
Wall 7



# Wall 8 & 7



Wall 9





City of Wilsonville Memorial Skatepark Mural  
Abigail Penfold  
3701 SE 6th Street  
Renton, WA 98058  
716-984-1729  
alp.fineart@gmail.com  
www.abigailpenfold.com  
@abigailpenfold\_art

### Budget

I will be using a combination of Montana Colors Spray Paint (MTN 94) and some Nova Color Acrylic Paint to paint this mural. A primer must be applied to the walls before the painting can begin and a UV Paint Protector and "anti-graffiti" coating, applied upon completion of mural. My calculations are based on cost of materials, labor and travel/lodging.

#### Paint & Supplies

KILZ All-Purpose Interior/ Exterior Primer - 6 gallon	\$150.00
MTN 94 - Montana Spray Paint	\$2,000.00
Nova Color Acrylics	\$500.00
Paint Supplies- Rollers, brushes, caps, drop cloths, tape, gloves, etc.	\$300.00
Paint Sprayer equipment used for primer, mural coating	\$450.00
UV Paint Protector and "anti-graffiti" coating, applied upon completion of mural.	
Mural Colors product- ColorShield & OverCoat, 6 gallon x 2	\$1,500.00

Materials Total= **\$4,900.00**

#### Cost of Labor

\$65 per hour x 120 hours (3 weeks with primer and coating)	\$7,800.00
---	------------

Labor Total= **\$7,800.00**

#### Travel/Lodging

Transportation, fuel	\$300.00
3 weeks stay at Hotel (Motel 6, Quality Inn & Suites, etc.)	\$2,000.00

Travel/Lodging= **\$2,300.00**

**Total Budget Cost = \$15,000.00**

City of Wilsonville Memorial Skatepark Mural  
Abigail Penfold  
3701 SE 6th Street  
Renton, WA 98058  
716-984-1729  
alp.fineart@gmail.com  
www.abigailpenfold.com  
@abigailpenfold\_art

#### Mural Timeline

Mural Project Start Date- Monday June 24th

Preparation, prime walls- June 24th/25th

Painting of Concept- June 25th/26th - July 10th

Application of Mural Coating(s)- July 11th- July 14th

Clean Up- July 15th

Work at mural site will take place consistently from 8am to 8pm with breaks inbetween. I am more than willing to work with the community and make the park available for skating as much as possible while painting.

#### Requests

I would request that the walls be power washed one week prior to the proposed start date, June 24th. Also to have access to water and the park restroom, overnight storage facility for paints and supplies would be greatly appreciated. I will only require power when using the paint sprayer (6/24, 6/25, 7/11-7/14). Concrete repairs are not necessary.