

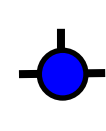




**NOTE:**  
 1. THIS EXHIBIT DISPLAYS A CONCEPTUAL DESIGN. THIS PLAN IS SCHEMATIC IN NATURE AND IS FOR PLANNING PURPOSES ONLY. ANY AND ALL DESIGN ELEMENTS ARE SUBJECT TO CHANGE.  
 2. PARKING TABLE IN SEPARATE EXHIBIT.

**LEGEND**

-  8" WATER LINE (700 LF)
-  12" WATER LINE (17,100 LF)
-  FIRE HYDRANT
-  8" GATE VALVE
-  12" GATE VALVE

