

# Demographic Change in the City of Whitewater

Dan Meyer  
Chief of Police, Whitewater PD  
October, 2023

- None of the information in this presentation is intended to vilify any group of individuals; it is meant to communicate factual information about trends we are seeing in the City of Whitewater.
- We value diversity, and our primary focus is ensuring public safety within our increasingly diverse environment.

## First signs of change

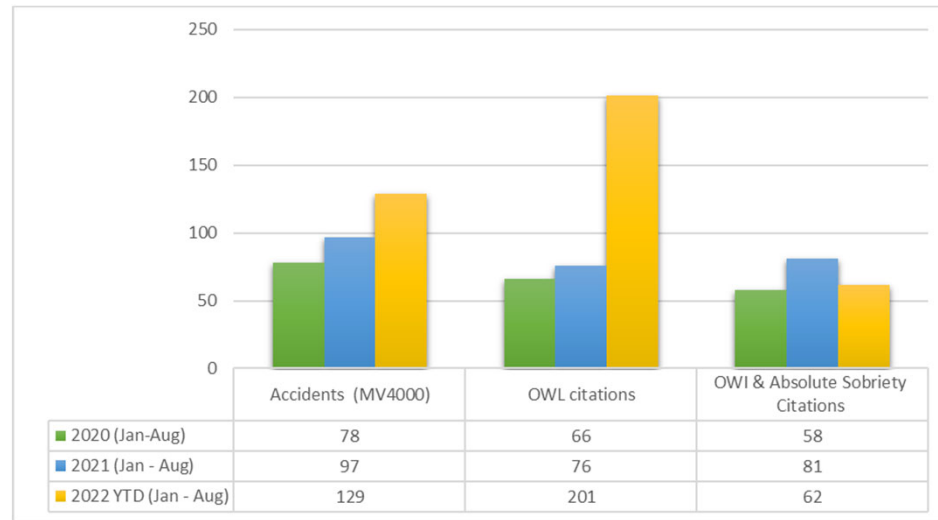


- January 26, 2022: Apartment fire with two unattended children found sleeping on the floor
- January 27, 2022: Family with 2-year old child found living in a 10' x 10' shed in -10 temps
- January 31, 2022: 14 year-old being forced to work 30 hours/week by her father instead of attending school

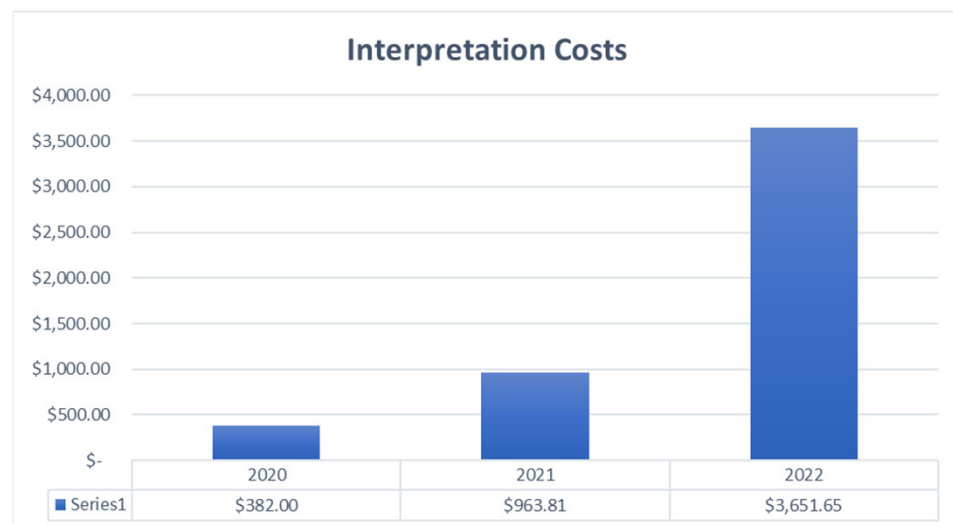
## PD Initial Response

- Determine scope of the issue
  - School District enrollment data used to estimate influx of new community members
    - Spring 2022: Estimated 400-500 migrants from Nicaragua had settled in Whitewater
  - Identify major obstacles for law enforcement:
    - **Communication:** Spanish with Central American dialect spoken almost exclusively
    - **Housing:** Overoccupancy and non-familial living situations
    - **Transportation:** Increased traffic crashes/violations with unlicensed drivers
    - **Documentation:** Difficulties obtaining true identities of individuals
- Gather support/resources
  - Held multiple meetings with government entities and stakeholders
  - Created a Helpful Tips document for residents in English and Spanish
  - Began using Propio app for interpretation needs
  - Outreach events to educate on laws and available resources

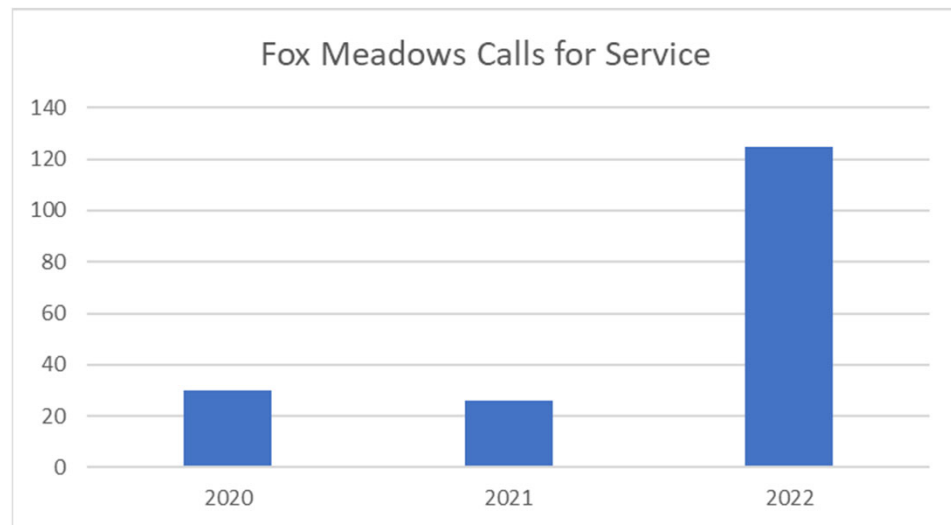
## Impact on Traffic Enforcement: Fall 2022



## Impact on Interpretation Costs: Fall 2022



## Overoccupancy Impacts: Fall 2022



## Moving into 2023

- Individuals continue arriving from Central America
- We estimate somewhere between 800-1,000 individuals from Central America have settled in Whitewater
- Venezuela now a common country of origin (in 2022 mostly Nicaragua)
- March, 2023: Deceased infant (“Baby Oak”) located in a cardboard box in Twin Oaks mobile park. Massive effort involved to identify and criminally charge the mother. Case pending.
- Immigration Attorney Marc Christopher commissioned to create an Immigration Guide in English and Spanish – publicly available on City website.
- Increasing number of domestic calls
- Overall, less and less proactive work due to reduced unobligated time for officers
- Led to a review of how our law enforcement efforts are being impacted

## The Importance of Unobligated Time for Officers

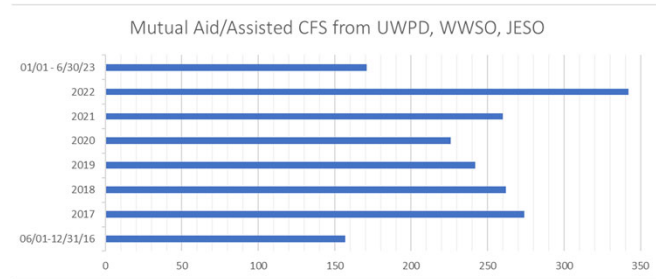
- Provides an opportunity for proactive police work
- Allows officers to be visible in the community
- Helps officers establish and maintain relationships
- Ensures safe roadways through traffic enforcement
- Encourages community engagement
- Decreases response times
- Allows for thorough investigation and follow-up
- Provides time for officers to train
- Reduces officer burnout

## Data Selection

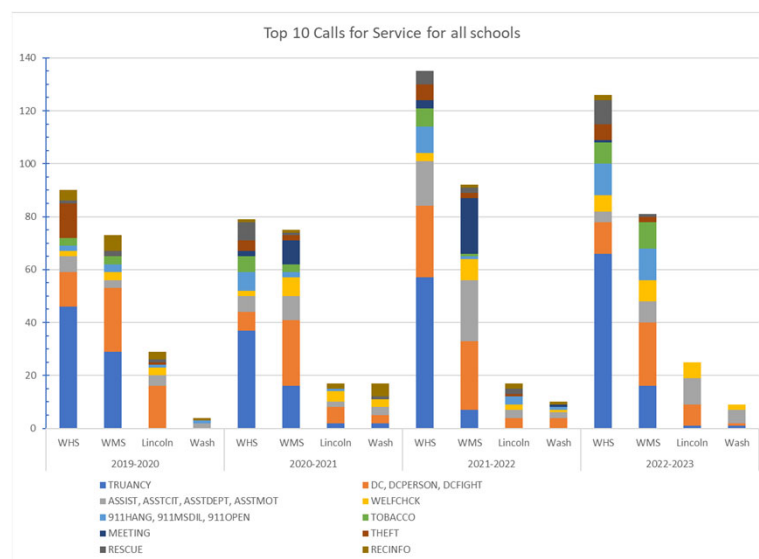
- This is not a reiteration of our Crime Statistics or Annual Report – that information is comprehensive and publicly available on the City website: <https://www.whitewater-wi.gov/Archive.aspx?AMID=39>
- Goal is to transparently provide critical, albeit less publicized data on the following data to analyze activity of our officers:
  - **Mutual Aid Requests** – How often our officers are insufficiently staffed to properly respond to an incident, necessitating a request for officers from an outside agency.
  - **WWUSD Calls for Service**
  - **Proactive Enforcement Measures** – Enforcement categories that give insight into how much unobligated time officers have to enforce our laws and ordinances.
    - Officer-Initiated Traffic Stops
    - OAWI (DUI) Incidents
    - Speeding Citations

## Mutual Aid Requests Data

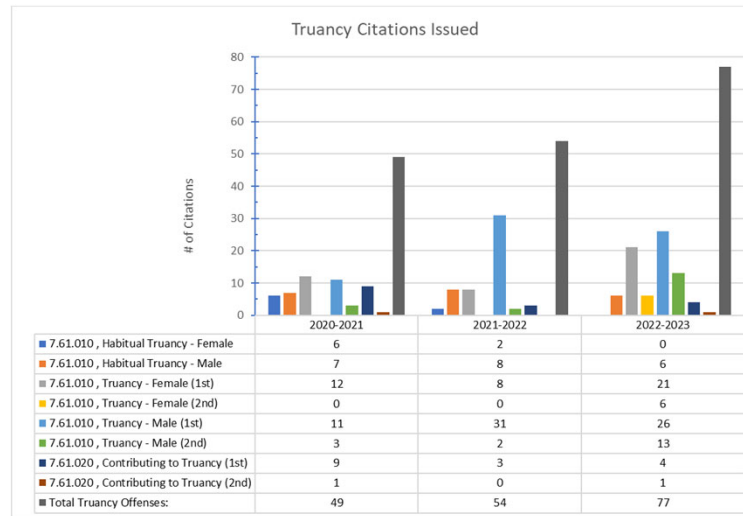
- Average (2017-2021): **252.8** annually
- 2022: **342**
- 2023: On pace for **342**



## WWUSD Call for Service Data

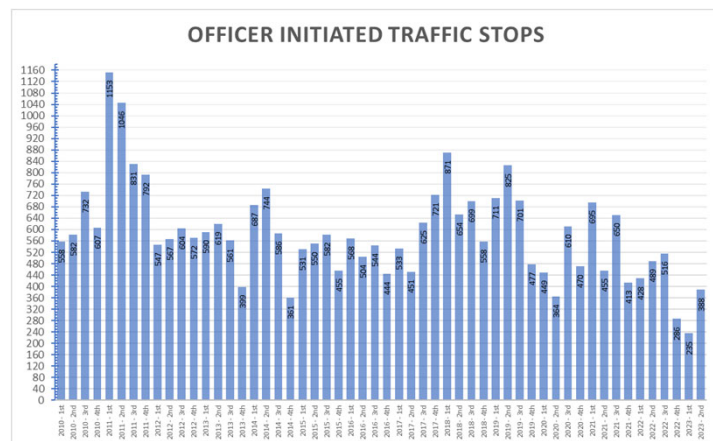


## WWUSD Call for Service Data: Truancy

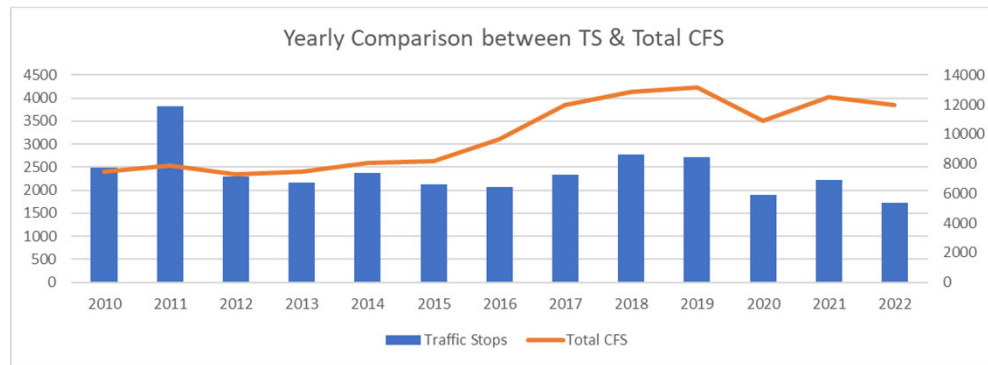


## Officer-Initiated Traffic Stop Data

- Average (2010-2021): **2,437** annually
- 2022: **1,719**
- 2023: On pace for **1,246**

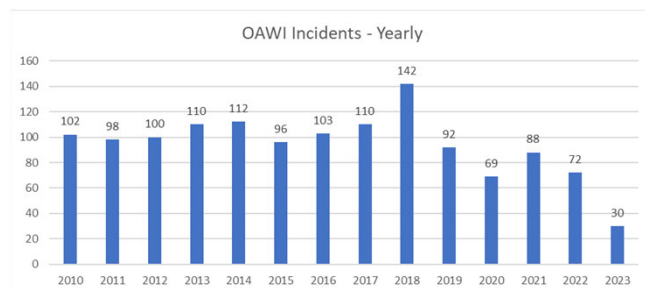


## Officer-Initiated Traffic Stop vs. Total CFS Data



## OAWI (DUI) Incident Data

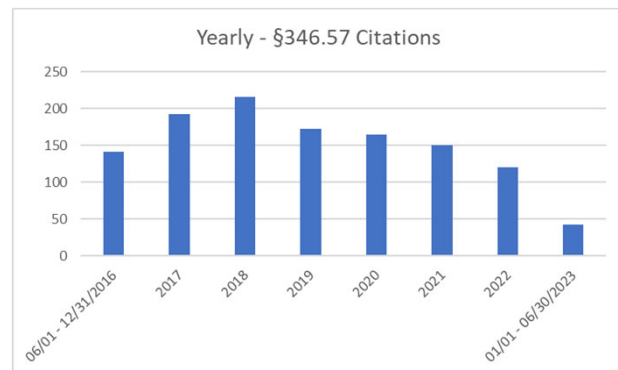
- Average (2010-2021): **101.8** annually
- 2022: **72**
- 2023: On pace for **60**





## Speeding Citation Data

- Average (2017-2021): **179.2** annually
- 2022: **120**
- 2023: On pace for **83**



## Numerous Factors Contribute to this Decline in Proactive Enforcement

- Demographic change brings significant challenges:
  - Incidents take longer to investigate due to required translation
    - 61.2 hours of Propio interpretation service used by PD staff in first 9 months
  - Increased time fingerprinting and photographing individuals without proper identification
  - Challenges in the schools carry over to law enforcement
- High priority incidents have resulted in significant long-term investigations
- The Department has maintained community engagement efforts which take time
  - Kiwanis Cops 'N Kids Book Reading
  - Shop with a Cop
  - Active Threat Training Presentations

## Solutions

- **Leverage Technology**

- Propio
- Drone
- ALPR (Automated License Plate Reader) Cameras

- **Increase Staffing**