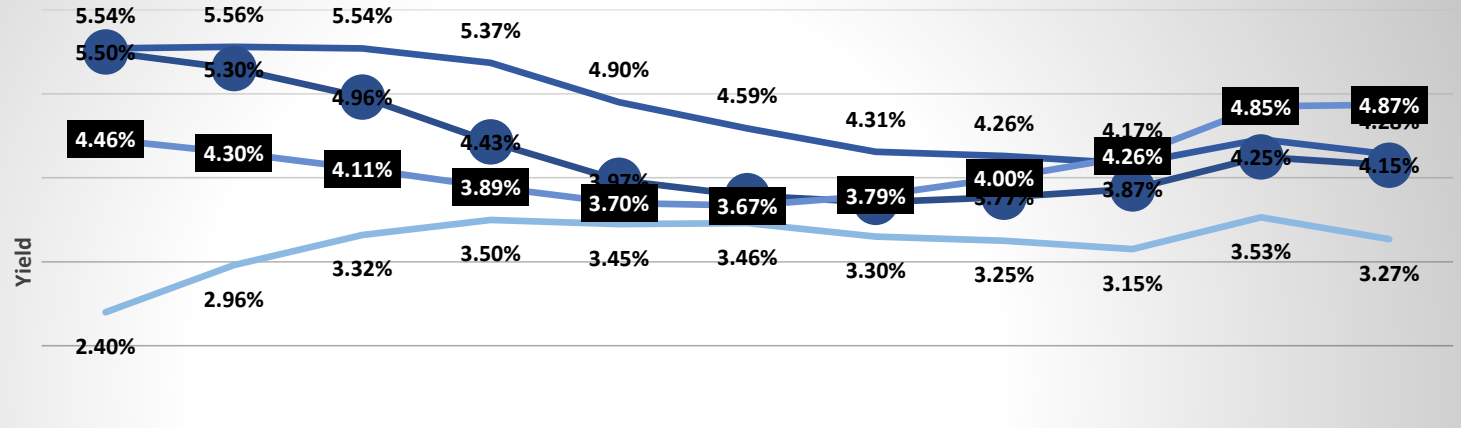
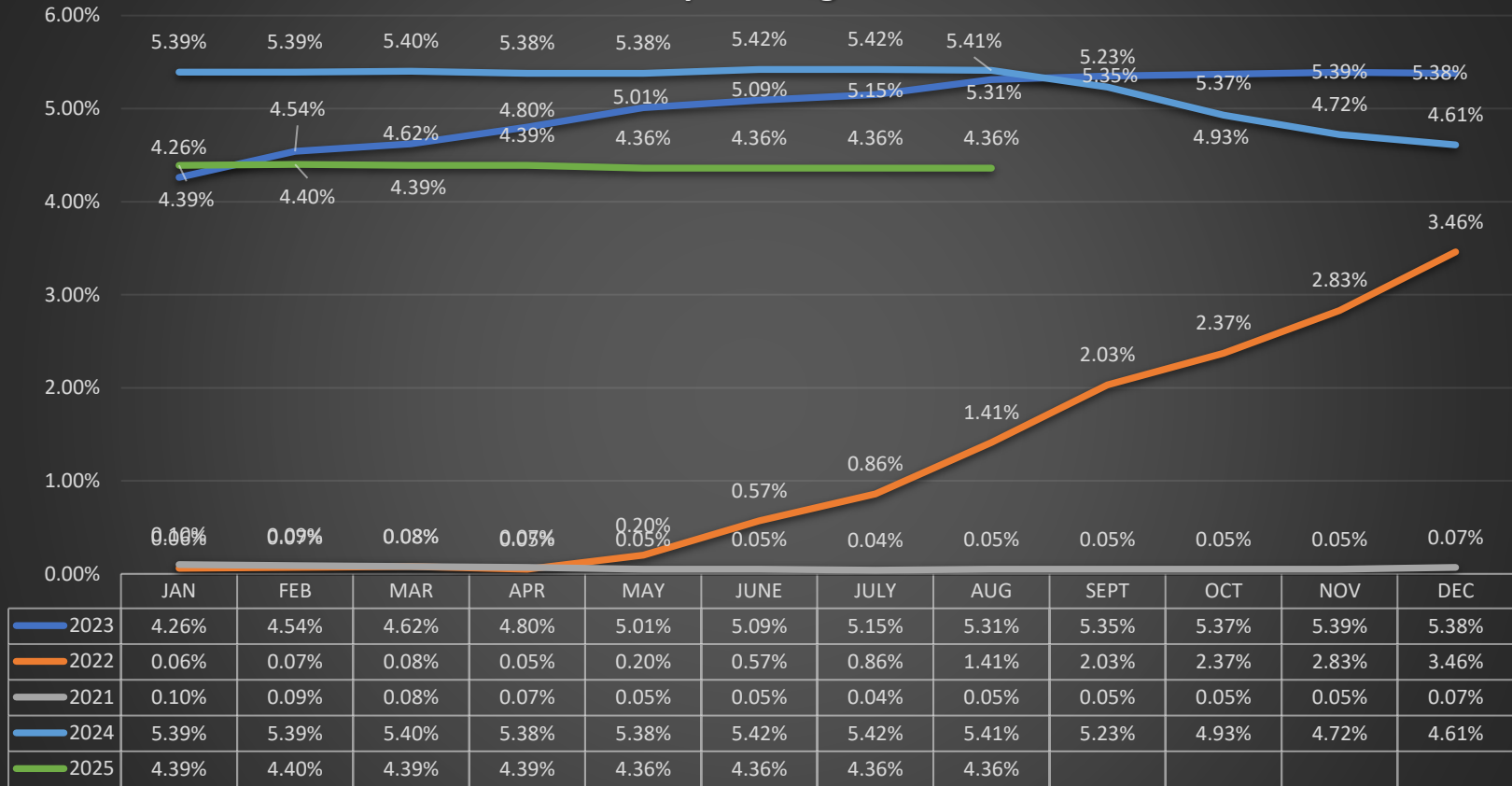


## US Treasury: Constant Maturity

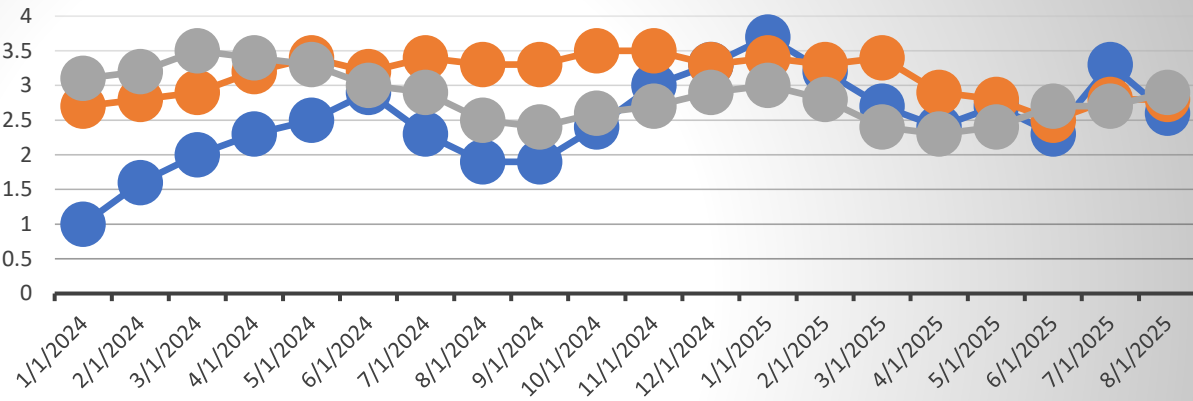


	1 mo	3 mo	6 mo	12 mo	2 yr	3 yr	5 yr	7 yr	10 yr	20 yr	30 yr
8/31/2022	2.40%	2.96%	3.32%	3.50%	3.45%	3.46%	3.30%	3.25%	3.15%	3.53%	3.27%
8/31/2023	5.54%	5.56%	5.54%	5.37%	4.90%	4.59%	4.31%	4.26%	4.17%	4.46%	4.28%
8/31/2024	5.50%	5.30%	4.96%	4.43%	3.97%	3.79%	3.71%	3.77%	3.87%	4.25%	4.15%
8/31/2025	4.46%	4.30%	4.11%	3.89%	3.70%	3.67%	3.79%	4.00%	4.26%	4.85%	4.87%

## General Fund Operating Account Yield



12-Month Inflation Measures



	1/31/2024	2/29/2024	3/31/2024	4/30/2024	5/31/2024	6/30/2024	7/31/2024	8/31/2024	9/30/2024	10/31/2024	11/30/2024	12/31/2024	1/31/2025	2/28/2025	3/31/2025	4/30/2025	5/31/2025	6/30/2025	7/31/2025	8/31/2025
PPI Final Demand	1	1.6	2	2.3	2.5	2.9	2.3	1.9	1.9	2.4	3	3.3	3.7	3.2	2.7	2.4	2.7	2.3	3.3	2.6
PPI final Demand (less Food, Energy, Trade Svcs)	2.7	2.8	2.9	3.2	3.4	3.2	3.4	3.3	3.3	3.5	3.5	3.3	3.4	3.3	3.4	2.9	2.8	2.5	2.8	2.8
CPI-U (All Items)	3.1	3.2	3.5	3.4	3.3	3.0	2.9	2.5	2.4	2.6	2.7	2.9	3.0	2.8	2.4	2.3	2.4	2.7	2.7	2.9

PPI Final Demand      PPI final Demand (less Food, Energy, Trade Svcs)      CPI-U (All Items)