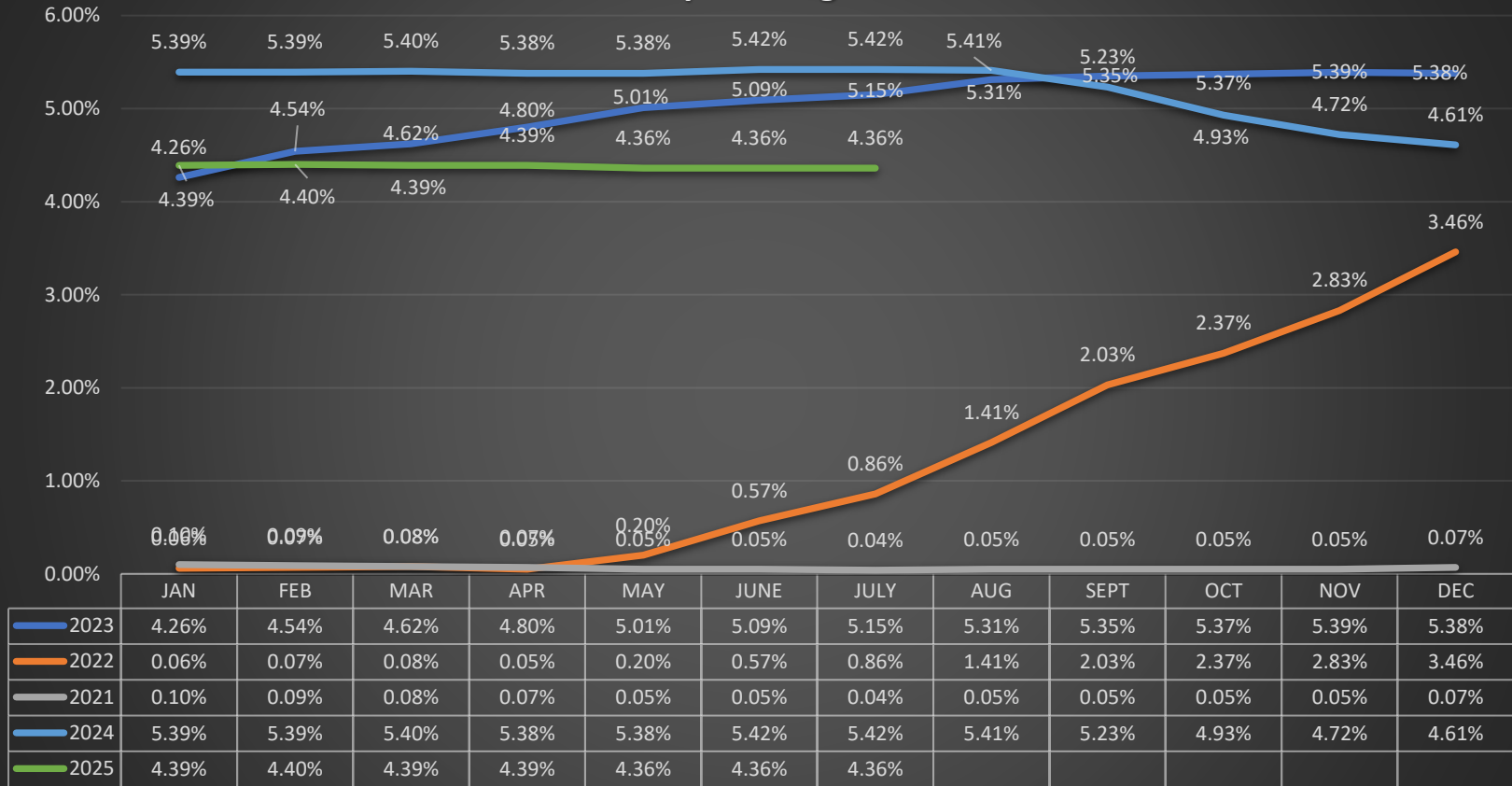
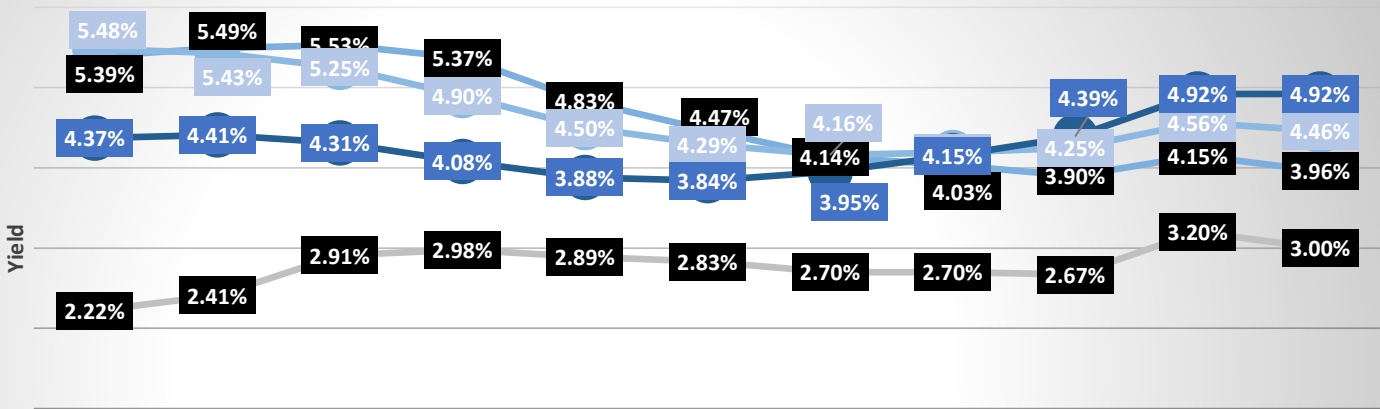


General Fund Operating Account Yield

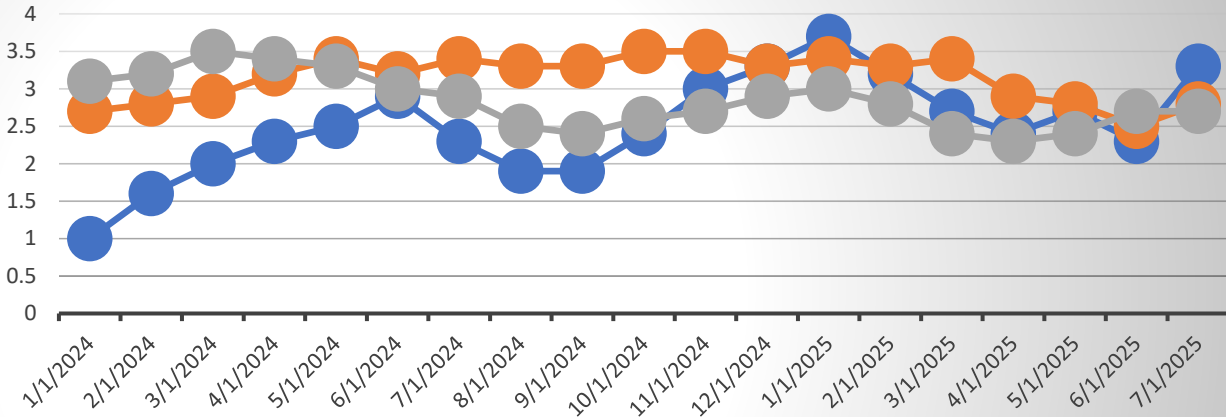


US Treasury: Constant Maturity



	1 mo	3 mo	6 mo	12 mo	2 yr	3 yr	5 yr	7 yr	10 yr	20 yr	30 yr
7/29/2022	2.22%	2.41%	2.91%	2.98%	2.89%	2.83%	2.70%	2.70%	2.67%	3.20%	3.00%
7/31/2023	5.39%	5.49%	5.53%	5.37%	4.83%	4.47%	4.14%	4.03%	3.90%	4.15%	3.96%
7/31/2024	5.48%	5.43%	5.25%	4.90%	4.50%	4.29%	4.16%	4.19%	4.25%	4.56%	4.46%
7/31/2025	4.37%	4.41%	4.31%	4.08%	3.88%	3.84%	3.95%	4.15%	4.39%	4.92%	4.92%

12-Month Inflation Measures



	1/31/2024	2/29/2024	3/31/2024	4/30/2024	5/31/2024	6/30/2024	7/31/2024	8/31/2024	9/30/2024	10/31/2024	11/30/2024	12/31/2024	1/31/2025	2/28/2025	3/31/2025	4/30/2025	5/31/2025	6/30/2025	7/31/2025
PPI Final Demand	1	1.6	2	2.3	2.5	2.9	2.3	1.9	1.9	2.4	3	3.3	3.7	3.2	2.7	2.4	2.7	2.3	3.3
PPI final Demand (less Food, Energy, Trade Svcs)	2.7	2.8	2.9	3.2	3.4	3.2	3.4	3.3	3.3	3.5	3.5	3.3	3.4	3.3	3.4	2.9	2.8	2.5	2.8
CPI-U (All Items)	3.1	3.2	3.5	3.4	3.3	3.0	2.9	2.5	2.4	2.6	2.7	2.9	3.0	2.8	2.4	2.3	2.4	2.7	2.7

PPI Final Demand PPI final Demand (less Food, Energy, Trade Svcs) CPI-U (All Items)