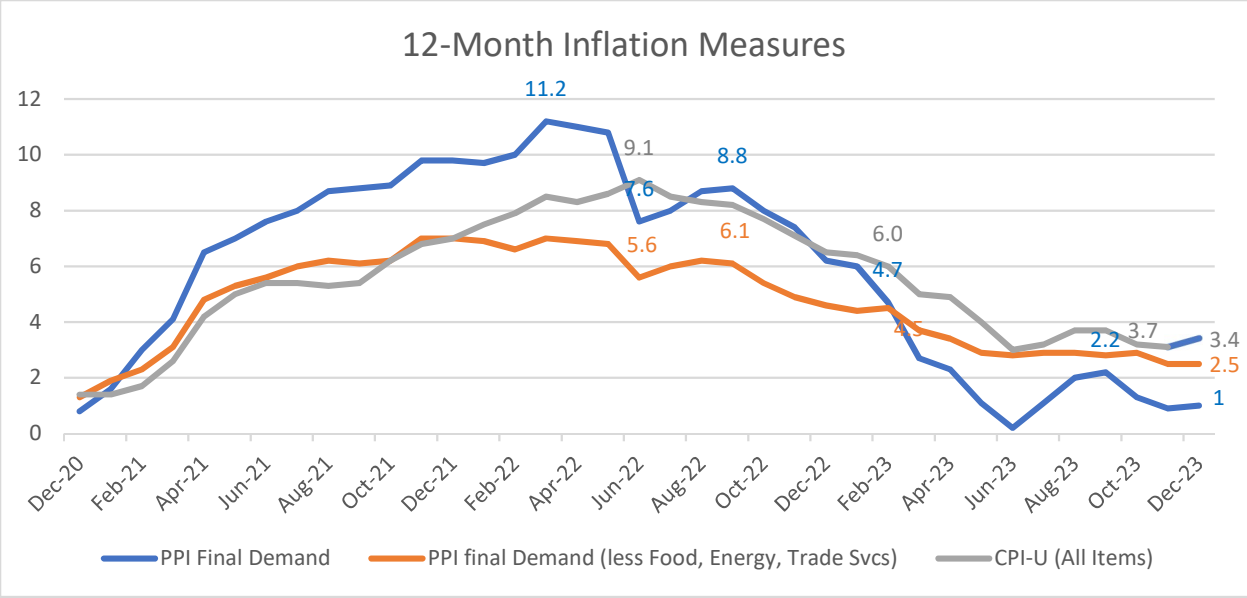
12-Month Inflation Measures
12
10
8
6
4
2
0
11.2
9.1
8.8
7.6
6.1
5.6
6.0
4.7
2.2
3.7
3.4
2.5
1
Dec-20
Feb-21
Apr-21
Jun-21
Aug-21
Oct-21
Dec-21
Feb-22
Apr-22
Jun-22
Aug-22
Oct-22
Dec-22
Feb-23
Apr-23
Jun-23
Aug-23
Oct-23
Dec-23
PPI Final Demand
PPI final Demand (less Food, Energy, Trade Svcs)
CPI-U (All Items)

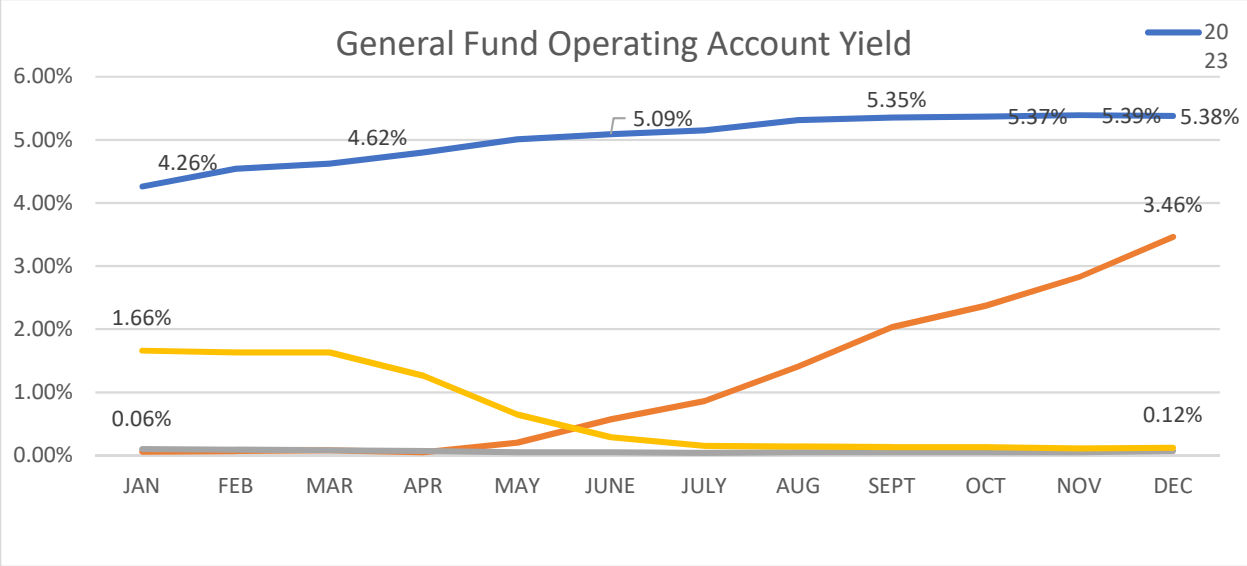
General Fund Operating Account Yield
2023
6.00%
5.00%
4.00%
3.00%
2.00%
1.00%
0.00%
4.26%
4.62%
5.09%
5.35%
5.37%
5.39%
5.38%
3.46%
1.66%
0.06%
0.12%
JAN
FEB
MAR
APR
MAY
JUNE
JULY
AUG
SEPT
OCT
NOV
DEC

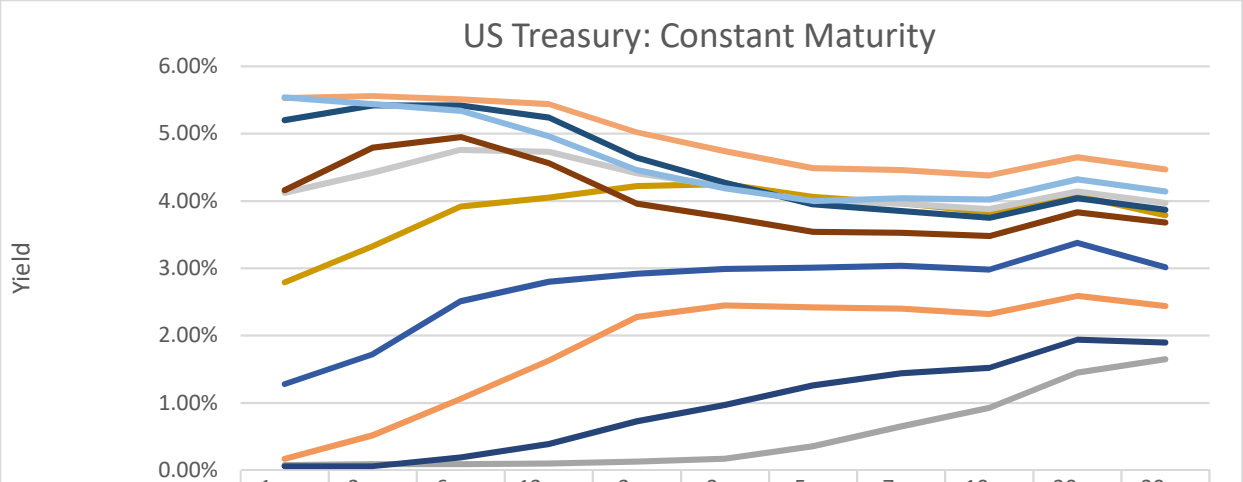

	1 mo	3 mo	6 mo	12 mo	2 yr	3 yr	5 yr	7 yr	10 yr	20 yr	30 yr
12/31/2020	0.08%	0.09%	0.09%	0.10%	0.13%	0.17%	0.36%	0.65%	0.93%	1.45%	1.65%
12/31/2021	0.06%	0.06%	0.19%	0.39%	0.73%	0.97%	1.26%	1.44%	1.52%	1.94%	1.90%
3/31/2022	0.17%	0.52%	1.06%	1.63%	2.28%	2.45%	2.42%	2.40%	2.32%	2.59%	2.44%
6/30/2022	1.28%	1.72%	2.51%	2.80%	2.92%	2.99%	3.01%	3.04%	2.98%	3.38%	3.01%
9/30/2022	2.79%	3.33%	3.92%	4.05%	4.22%	4.25%	4.06%	3.97%	3.83%	4.08%	3.79%
12/30/2022	4.12%	4.42%	4.76%	4.73%	4.41%	4.22%	3.99%	3.96%	3.88%	4.14%	3.97%
3/22/2023	4.16%	4.79%	4.95%	4.56%	3.96%	3.76%	3.54%	3.53%	3.48%	3.83%	3.68%
6/30/2023	5.20%	5.42%	5.42%	5.24%	4.64%	4.27%	3.95%	3.85%	3.75%	4.04%	3.87%
9/30/2023	5.53%	5.56%	5.51%	5.44%	5.02%	4.74%	4.49%	4.46%	4.38%	4.65%	4.47%
12/31/2023	5.54%	5.44%	5.34%	4.96%	4.46%	4.19%	4.00%	4.04%	4.02%	4.32%	4.14%