


HAWK TAILS ARCADE TENANT SPACE REMODEL

DLK ENTERPRISES



ANGUS-YOUNG
ARCHITECTS/ENGINEERS
Janesville | Madison

141B W WHITEWATER ST
WHITEWATER, WI 53190

HAWK TAILS ARCADE
TENANT SPACE REMODEL

AY PROJECT NUMBER: 76610

SHEET INDEX:

- G001 COVER SHEET
- A001 FIRST FLOOR DEMOLITION PLAN
- A101 FIRST FLOOR PLAN

REGULATORY DATA:

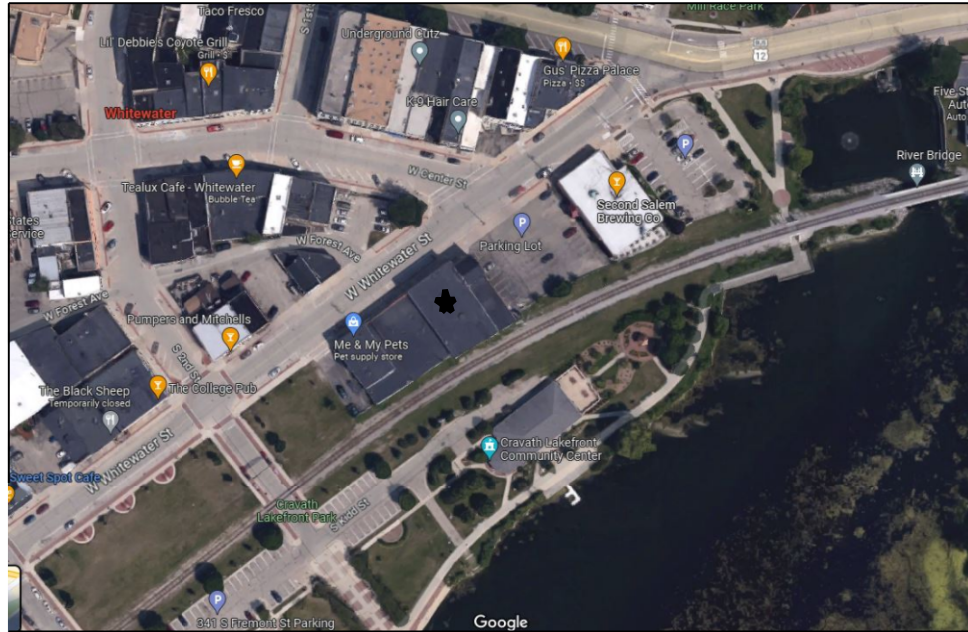
PROJECT ADDRESS
141B WEST WHITEWATER STREET
WHITEWATER, WISCONSIN 53190

BUILDING CODE
WISCONSIN ENROLLED 2015 EIBC
5B CONSTRUCTION - NON-SPRINKLED

USE AND OCCUPANCY CLASSIFICATION
R-2, A-2
SEPERATED USE
MAXIMUM OCCUPANT LOAD = 80
TOILET REQUIREMENTS (A2) - 1 PER 40 MALES/FEMALES

GENERAL BUILDING HEIGHT AND AREA
MAX. AREA R-2= 7000 S.F. (8750 S.F. W/ ACCESS INCREASE)
MAX. AREA ASSEMBLY = 6,000 S.F. (7,500 S.F. W/ ACCESS INCREASE)
MAXIMUM STORIES R-2 = 2
MAXIMUM STORIES ASSEMBLY= 1
MAXIMUM HEIGHT = 40 FEET

LOCATION MAP:



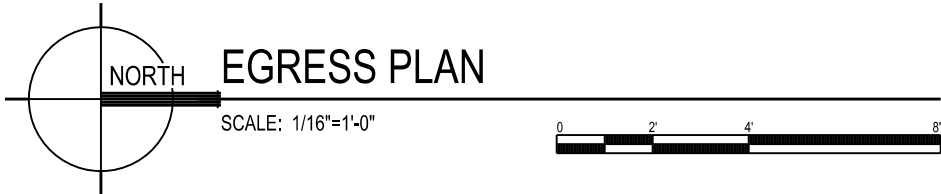
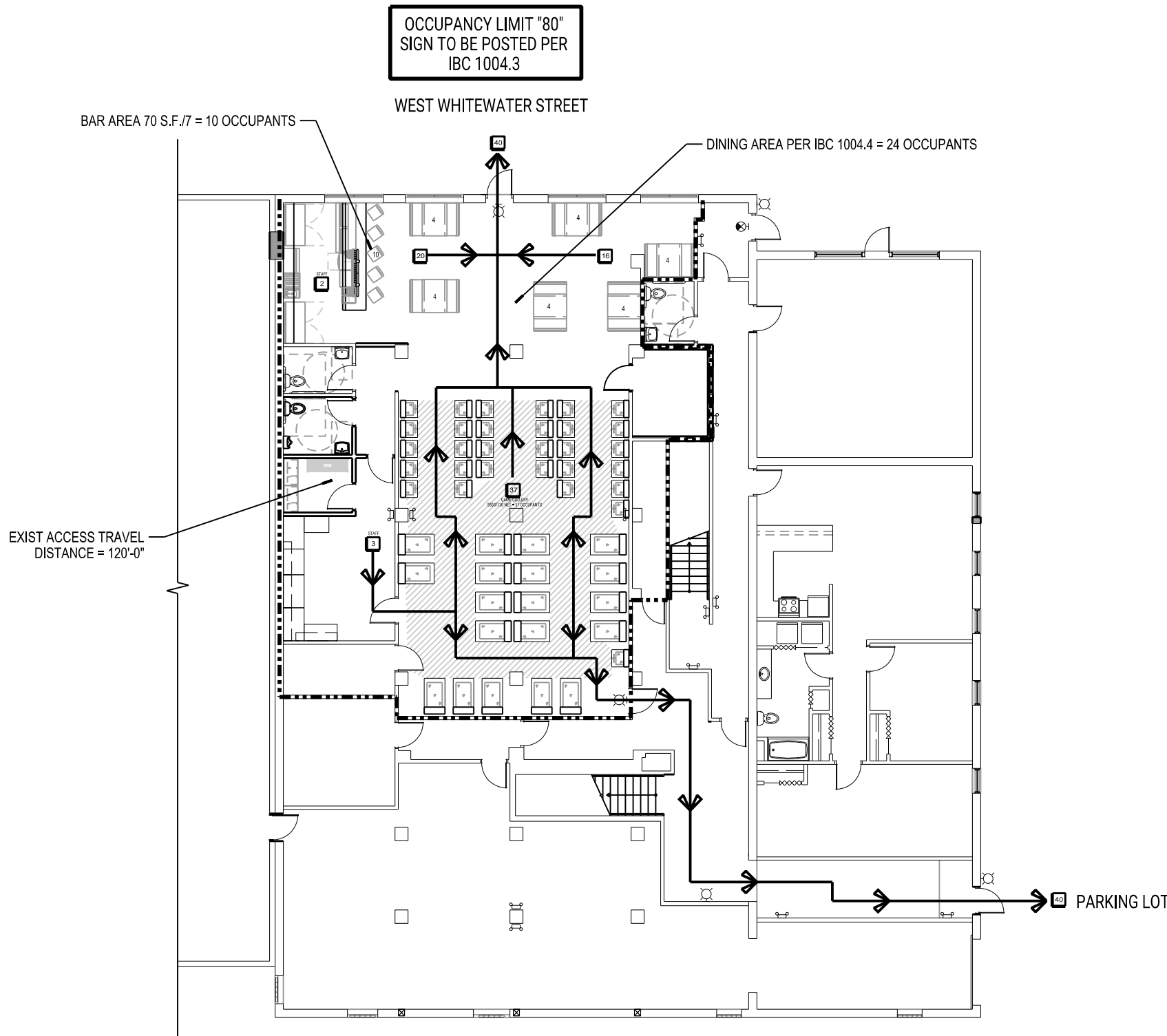
ISSUANCES / REVISIONS

| NO: | DESCRIPTION: | DATE: |
|-----|------------------|------------|
| CD | DSPS PLAN REVIEW | 05/08/2025 |
| | | |
| | | |
| | | |
| | | |
| | | |
| | | |

Due to electronic distribution, this drawing may not be printed to the scale indicated on the drawings. Do NOT use scale to determine dimensions or sizes.

No part of this drawing may be used or reproduced in any form or by any means, or stored in a database or retrieval system, without prior written permission of.

ANGUS - YOUNG ASSOCIATES, INC. Copyright © 2025 All Rights Reserved



PROJECT TEAM

OWNER:


DLK ENTERPRISES
144 NORTH TRATT STREET
WHITEWATER, WI 53190

CONTACT: MIKE KACHEL
EMAIL: leonk@idnet.com
PHONE: (920) 397-0421

ARCHITECT:

ANGUS-YOUNG ASSOCIATES, INC.
555 S. River St.
Janesville, WI 53548

CONTACT: BRAD WERGINZ
EMAIL: b.werginz@angusyoung.com
PHONE: (608)756-2326



| | | | | | |
|----|----|----|----|----|----|
| 24 | 20 | 16 | 12 | 08 | 04 |
| 23 | 19 | 15 | 11 | 07 | 03 |
| 22 | 18 | 14 | 10 | 06 | 02 |
| 21 | 17 | 13 | 09 | 05 | 01 |

TITLE BLOCK

DETAILS IN THIS SET ARE PLACED ON THE SHEETS AND NUMBERED WITH RESPECT TO THE GRID ABOVE. CONSEQUENTLY, DETAILS ON A GIVEN SHEET MAY OR MAY NOT BE NUMBERED CONSECUTIVELY.

608.756.2326
www.angusyoung.com

COVER SHEET

G001

SCALE: 1"=1'-0"

X:\76610\cad\76610.dwg

BradW

PLOTTED BY:

ORIGINAL SIZE: 24" x 36"

Due to electronic distribution, this drawing may not be printed to the scale indicated on the drawings. Do NOT use scale to determine dimensions or sizes.

No part of this drawing may be used or reproduced in any form or by any means, or stored in a database or retrieval system, without prior written permission of.

ANGUS - YOUNG ASSOCIATES, INC.
Copyright © 2025 All Rights Reserved

| | |
|------------------|-------|
| PROJECT NUMBER | 76610 |
| APPROVED BY | BTW |
| REVIEWED BY | BTW |
| DRAWN BY | BTW |
| FIRST FLOOR PLAN | |

