

Count Location: Main Street Westbound

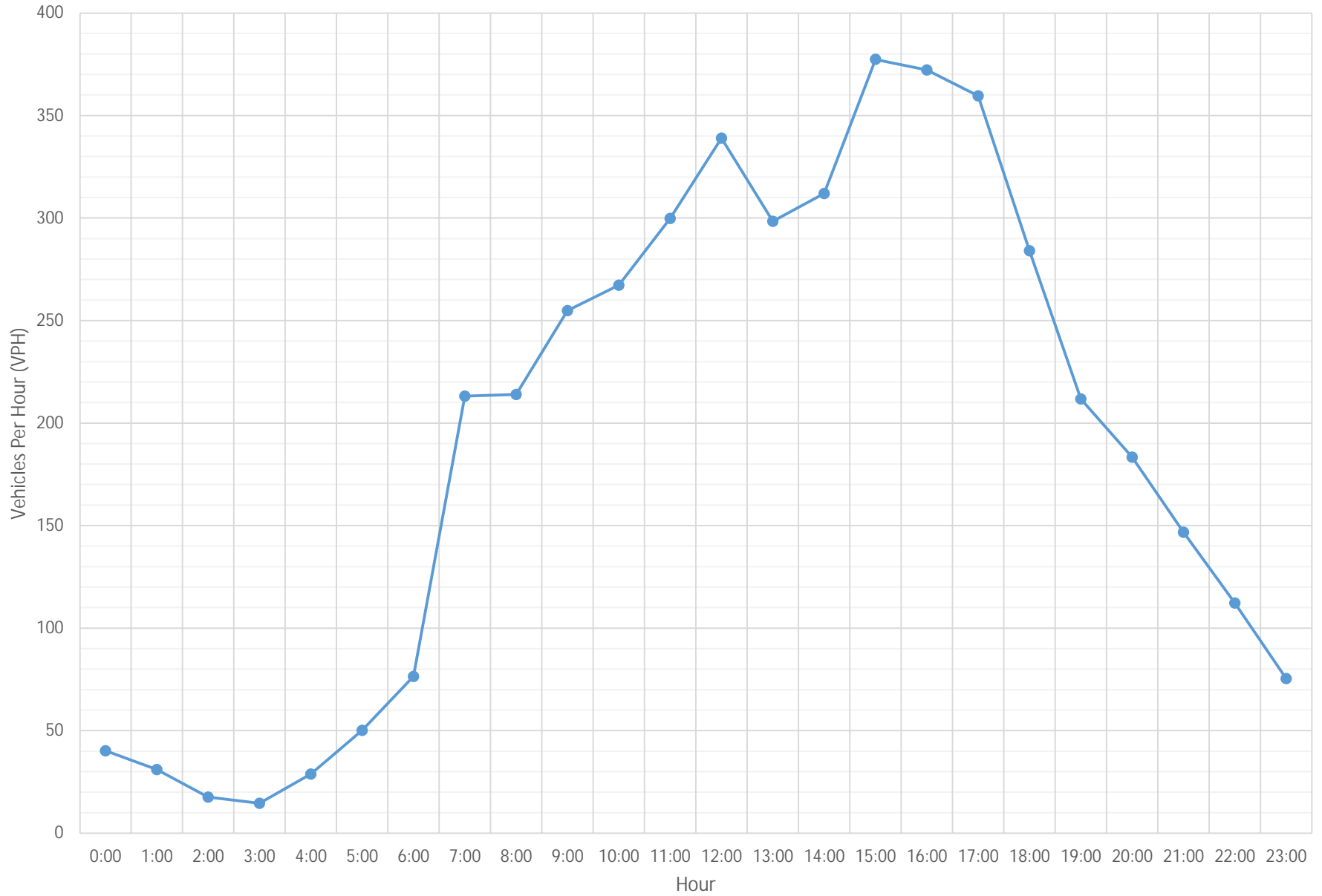
Incoming

Count Begin: 10/7/2024

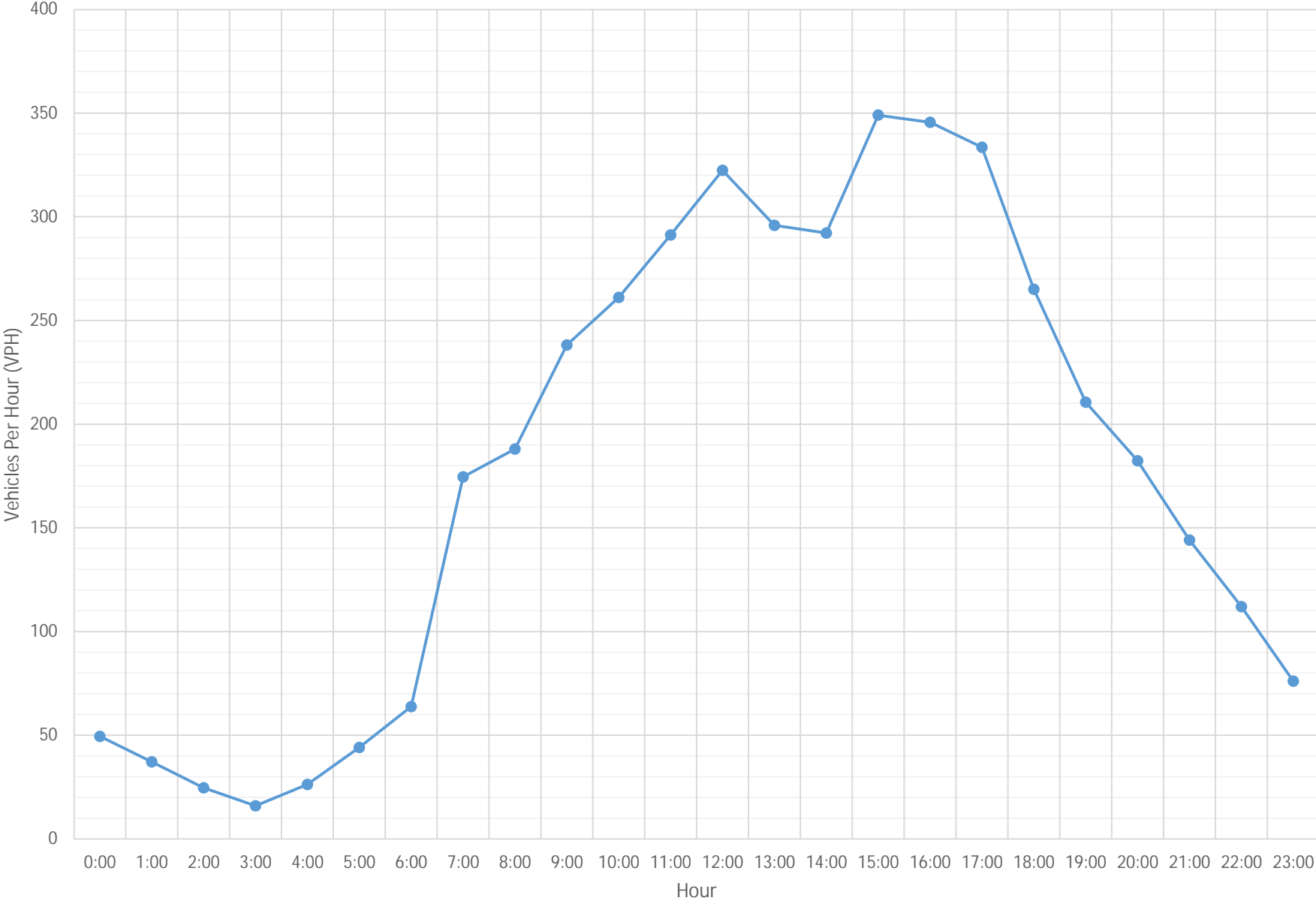
Count End: 10/18/2024

Westbound Main Street Daily Count and Speed Average -Starin Road Closed											
Hour	Monday	Tuesday	Wednesday	Thursday	Friday	Saturday	Sunday	Week Day Avg	Weekend Avg	Weekly Avg	Week Day 85% Avg Speed
0:00	28	29	38	51	55	70	75	40	73	49	30.9
1:00	13	21	28	35	58	51	54	31	53	37	29.9
2:00	9	12	15	17	35	36	49	18	43	25	30.6
3:00	9	10	10	15	29	21	18	15	20	16	30.1
4:00	32	31	28	29	24	22	18	29	20	26	31.4
5:00	48	52	49	48	54	39	19	50	29	44	30.9
6:00	70	76	82	71	83	41	24	76	33	64	31.2
7:00	198	204	200	234	230	87	69	213	78	175	31.8
8:00	216	228	211	202	213	123	123	214	123	188	32.2
9:00	257	265	257	251	244	200	193	255	197	238	32
10:00	273	268	274	262	259	253	239	267	246	261	31.5
11:00	287	295	273	300	344	270	270	300	270	291	31.8
12:00	319	327	351	338	360	304	258	339	281	322	31.4
13:00	296	301	274	300	321	303	276	298	290	296	31.6
14:00	282	299	326	332	321	241	244	312	243	292	32.4
15:00	369	374	354	405	385	282	274	377	278	349	31.8
16:00	385	378	366	364	368	278	280	372	279	346	31.8
17:00	361	359	357	391	330	259	278	360	269	334	31.5
18:00	264	283	306	287	280	175	260	284	218	265	30.4
19:00	210	220	201	235	193	191	224	212	208	211	30.6
20:00	162	171	189	195	200	176	183	183	180	182	30.7
21:00	121	145	154	154	160	140	135	147	138	144	30.5
22:00	92	90	106	134	139	138	85	112	112	112	30.8
23:00	68	65	62	86	96	96	60	75	78	76	30.7
Totals	4369	4503	4511	4736	4781	3796	3708	ADT	4343	AWDT	4580
% of Total	14.37%	14.81%	14.84%	15.58%	15.72%	12.49%	12.20%				

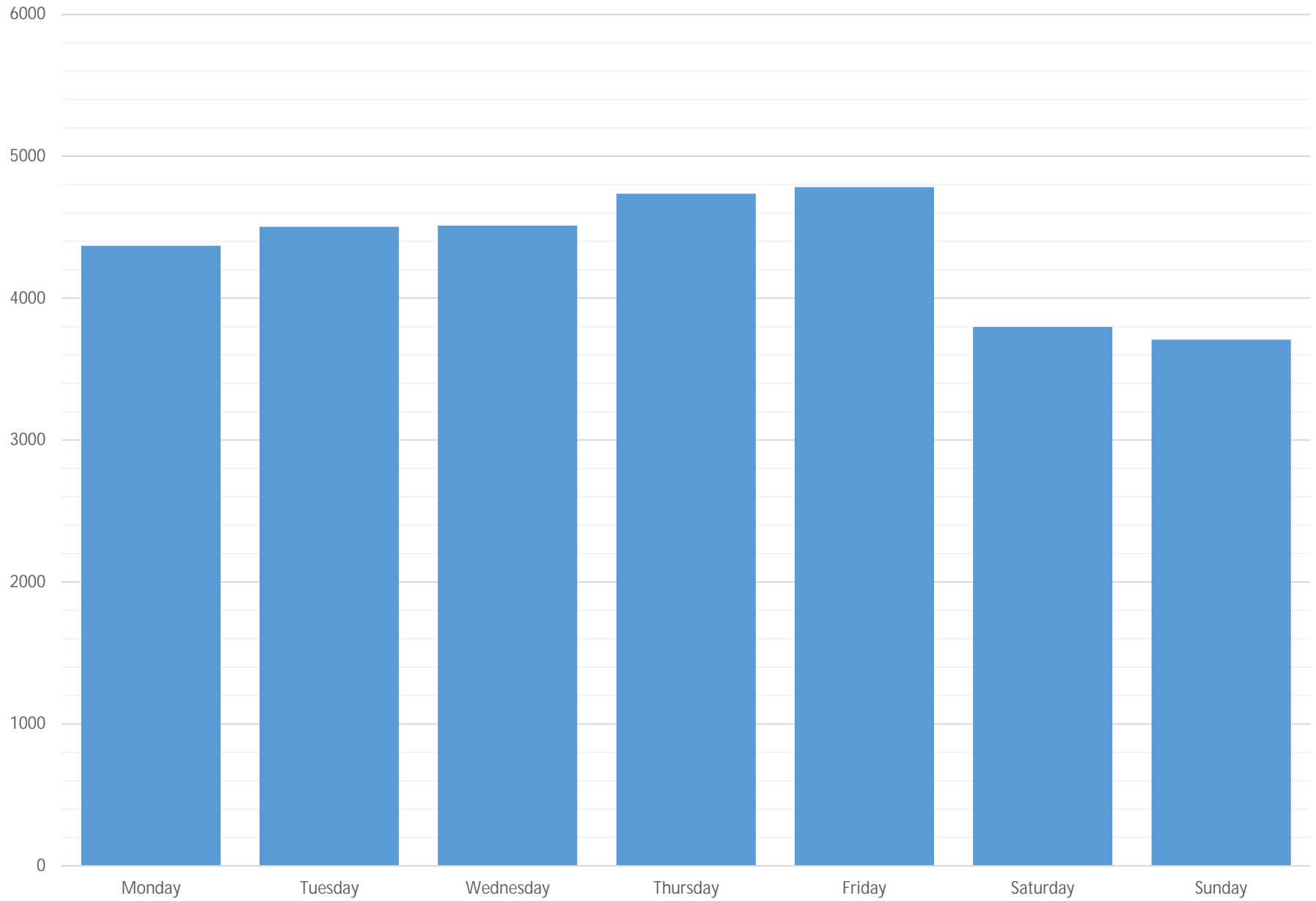
Average Week Day Hourly Traffic Volume - Main Street WB - Starin Road Closed



Average Daily Hourly Traffic Volume - Main Street WB - Starin Road Closed



Average Daily Traffic Volume - Main Street WB - Starin Road Closed

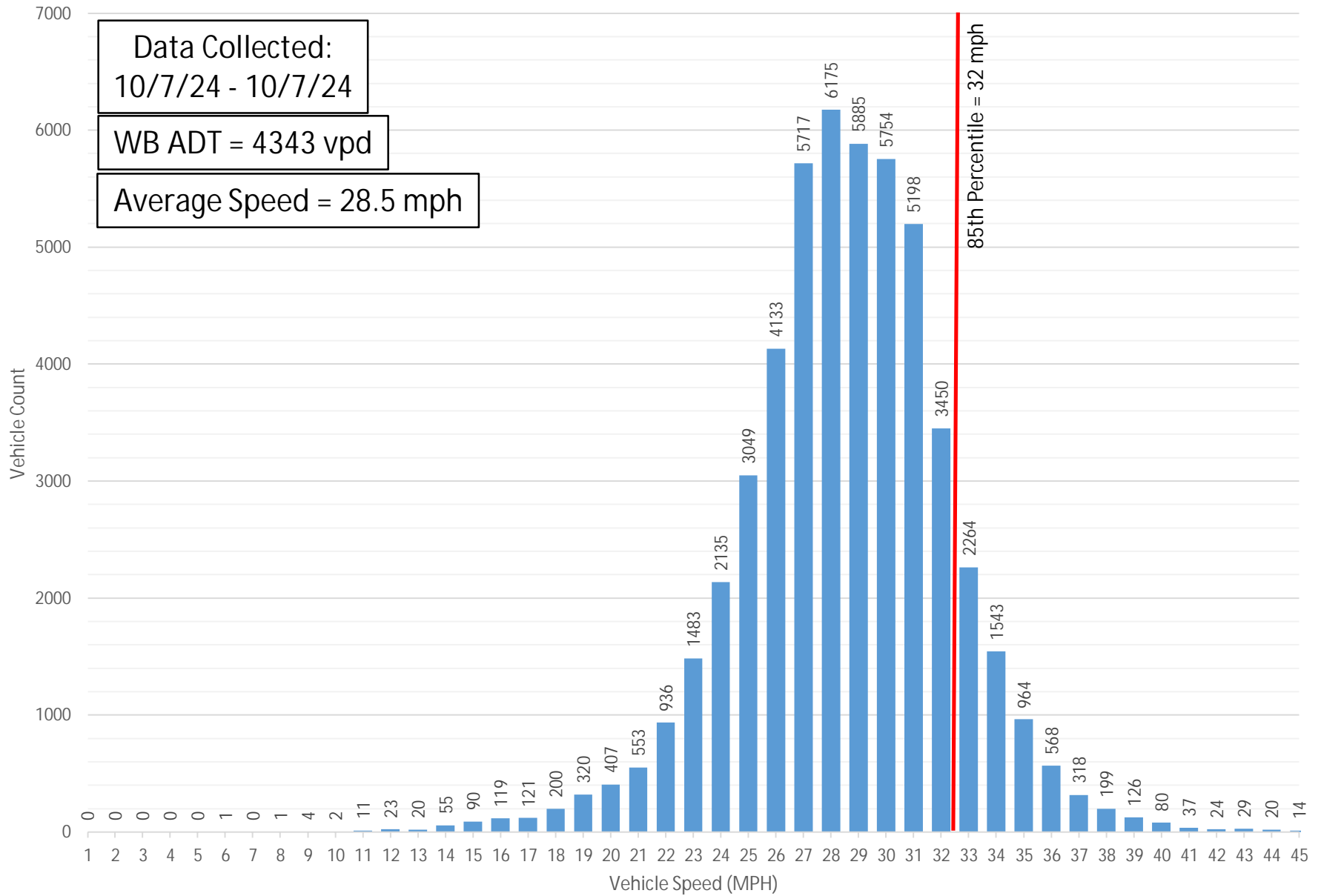


Vehicle Speed - Main Street WB - Starin Road Closed

Data Collected:
10/7/24 - 10/7/24

WB ADT = 4343 vpd

Average Speed = 28.5 mph

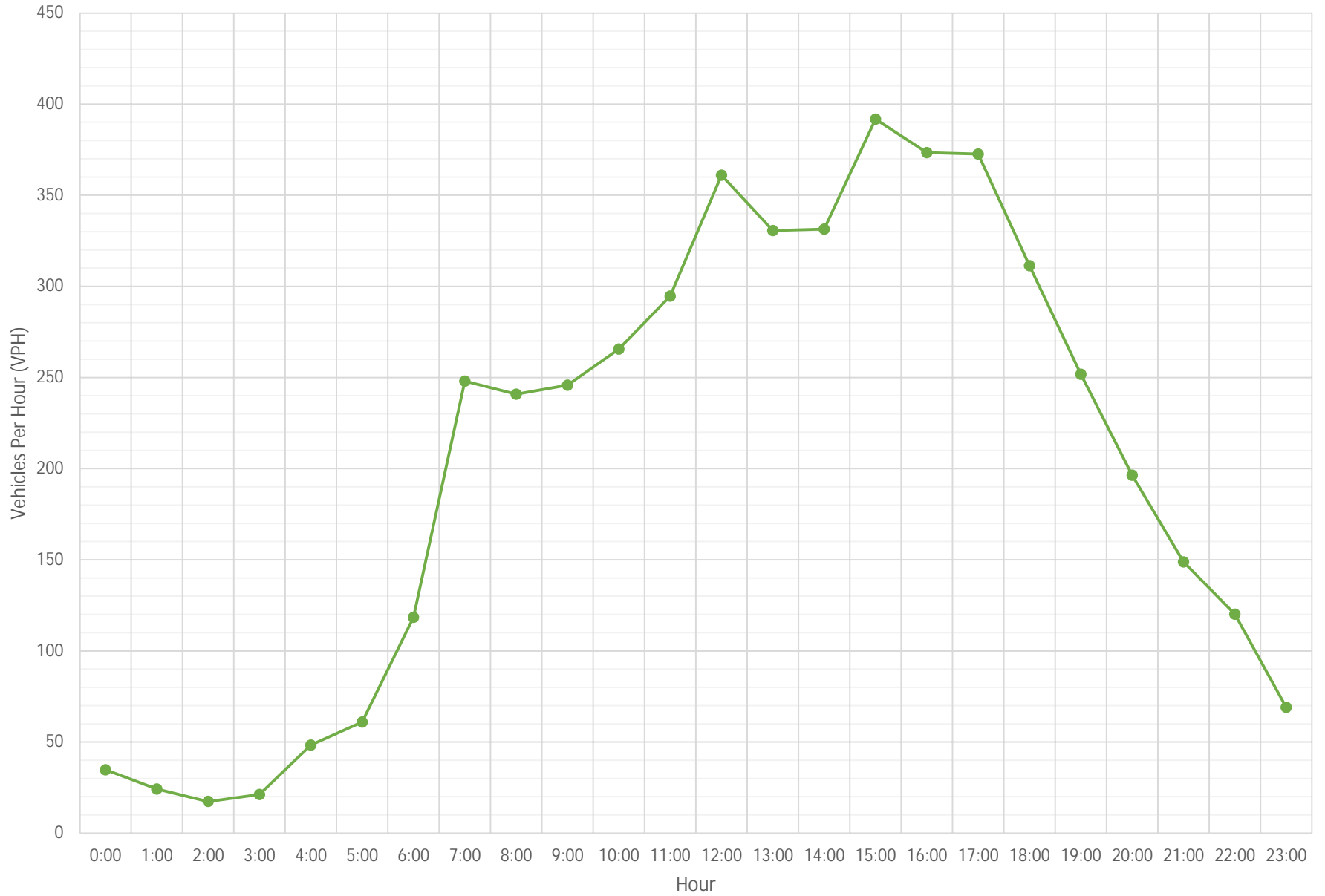


Count Location: Main Street Eastbound
 Count Begin: 10/7/2024
 Count End: 10/18/2024

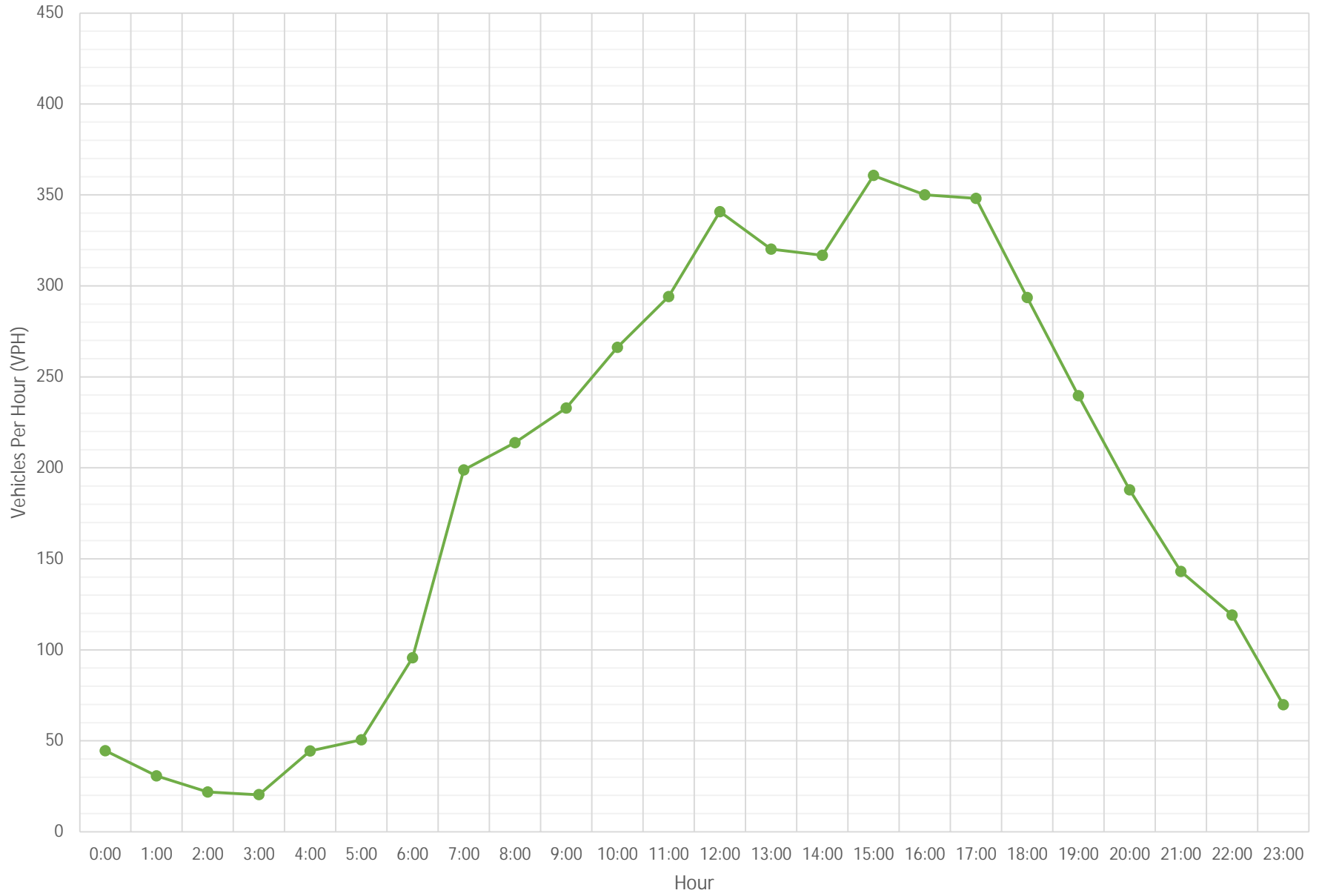
Outgoing

Eastbound Main Street Daily Count and Speed Average -Starin Road Closed											
Hour	Monday	Tuesday	Wednesday	Thursday	Friday	Saturday	Sunday	Week Day Avg	Weekend Avg	Weekly Avg	Week Day 85% Avg Speed
0:00	31	23	36	36	48	67	71	35	69	45	32.4
1:00	11	17	23	29	41	40	54	24	47	31	32.2
2:00	16	14	9	21	27	30	36	17	33	22	30.8
3:00	16	20	21	22	27	22	15	21	19	20	31.6
4:00	50	48	47	53	44	35	34	48	35	44	31.3
5:00	60	60	65	59	61	30	19	61	25	51	32.2
6:00	112	120	116	129	115	54	24	118	39	96	32.4
7:00	235	247	254	260	244	89	63	248	76	199	31.9
8:00	224	250	244	241	245	168	125	241	147	214	32.6
9:00	255	244	232	234	264	215	186	246	201	233	32.3
10:00	253	266	259	271	279	272	264	266	268	266	32.1
11:00	289	290	286	273	335	299	287	295	293	294	32.6
12:00	357	366	356	352	374	336	245	361	291	341	31.8
13:00	309	336	320	331	357	309	279	331	294	320	32.2
14:00	327	302	345	325	358	287	274	331	281	317	32.5
15:00	362	392	376	408	421	274	292	392	283	361	31.9
16:00	362	381	369	383	372	291	292	373	292	350	31.9
17:00	383	354	389	381	356	291	283	373	287	348	31.3
18:00	276	315	321	321	324	232	266	311	249	294	29.6
19:00	233	258	246	270	252	197	222	252	210	240	31.6
20:00	172	172	211	212	215	177	156	196	167	188	31.9
21:00	122	131	143	174	174	141	117	149	129	143	32.2
22:00	96	101	113	149	142	141	92	120	117	119	32.1
23:00	50	61	66	92	76	92	52	69	72	70	32.1
Totals	4601	4768	4847	5026	5151	4089	3748				
% of Total	14.28%	14.79%	15.04%	15.59%	15.98%	12.69%	11.63%	ADT	4604	AWDT	4879

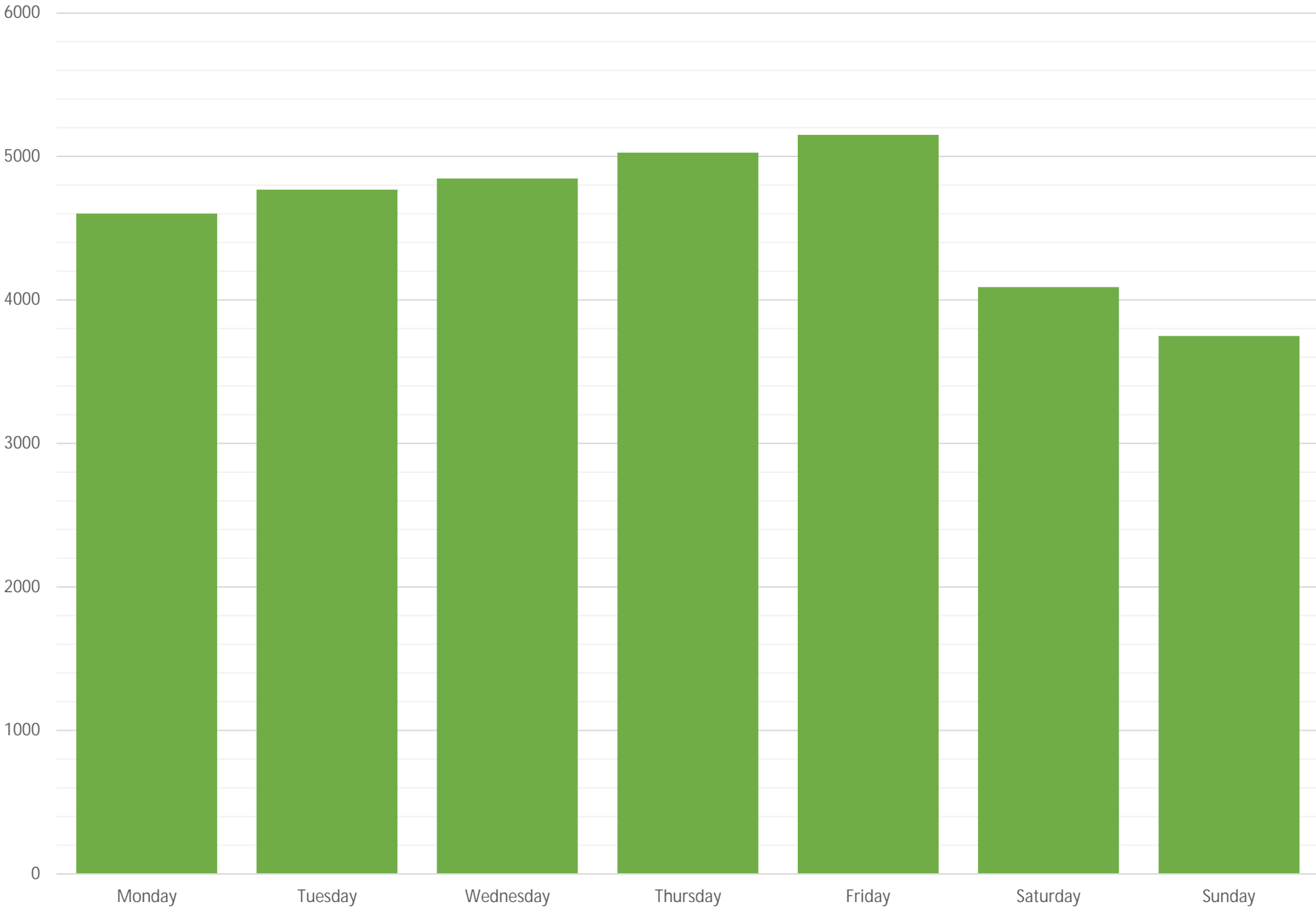
Average Week Day Hourly Traffic Volume - Main Street EB - Starin Road Closed



Average Daily Hourly Traffic Volume - Main Street EB - Starin Road Closed



Average Daily Traffic Volume - Main Street EB - Starin Road Closed

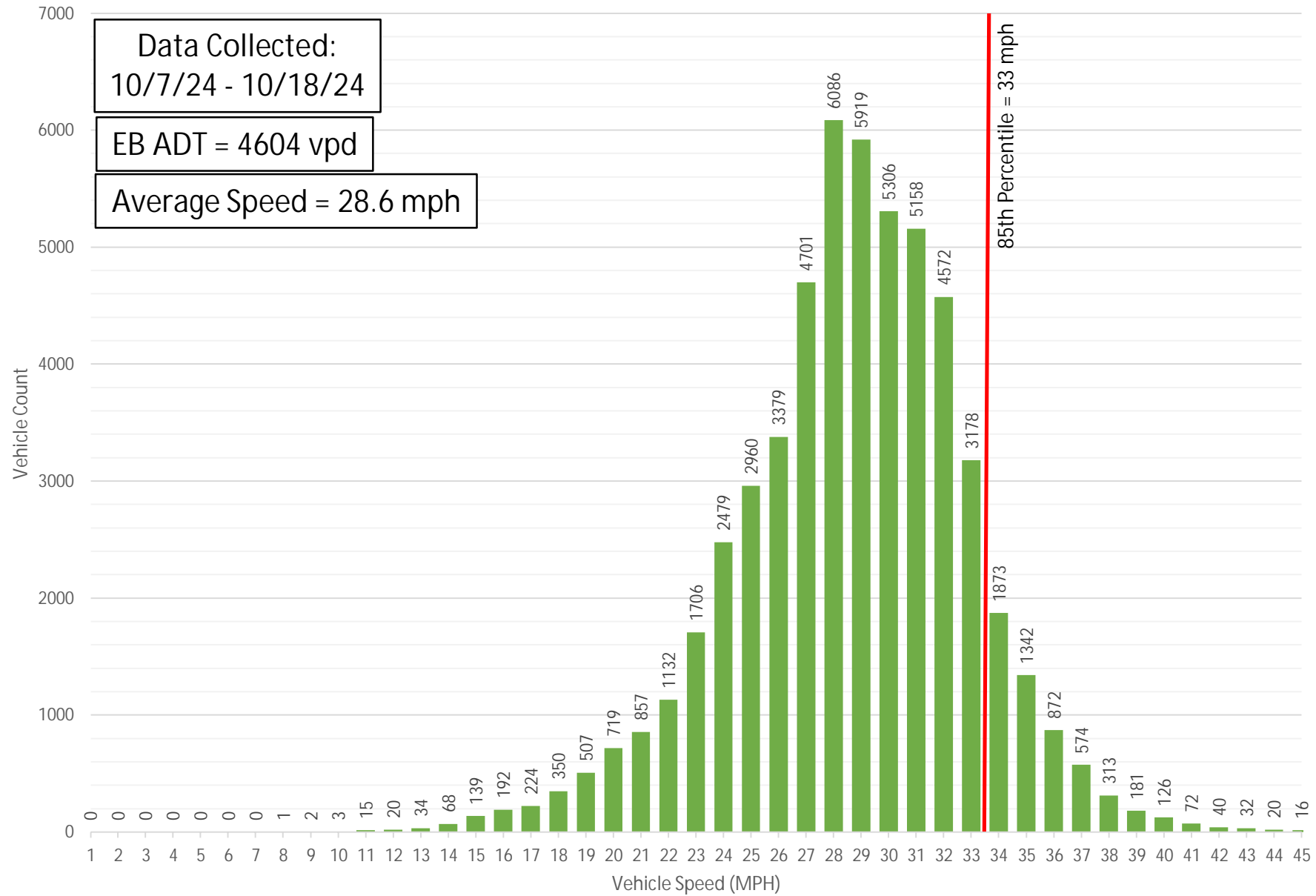


Vehicle Speed - Main Street EB - Starin Road Closed

Data Collected:
10/7/24 - 10/18/24

EB ADT = 4604 vpd

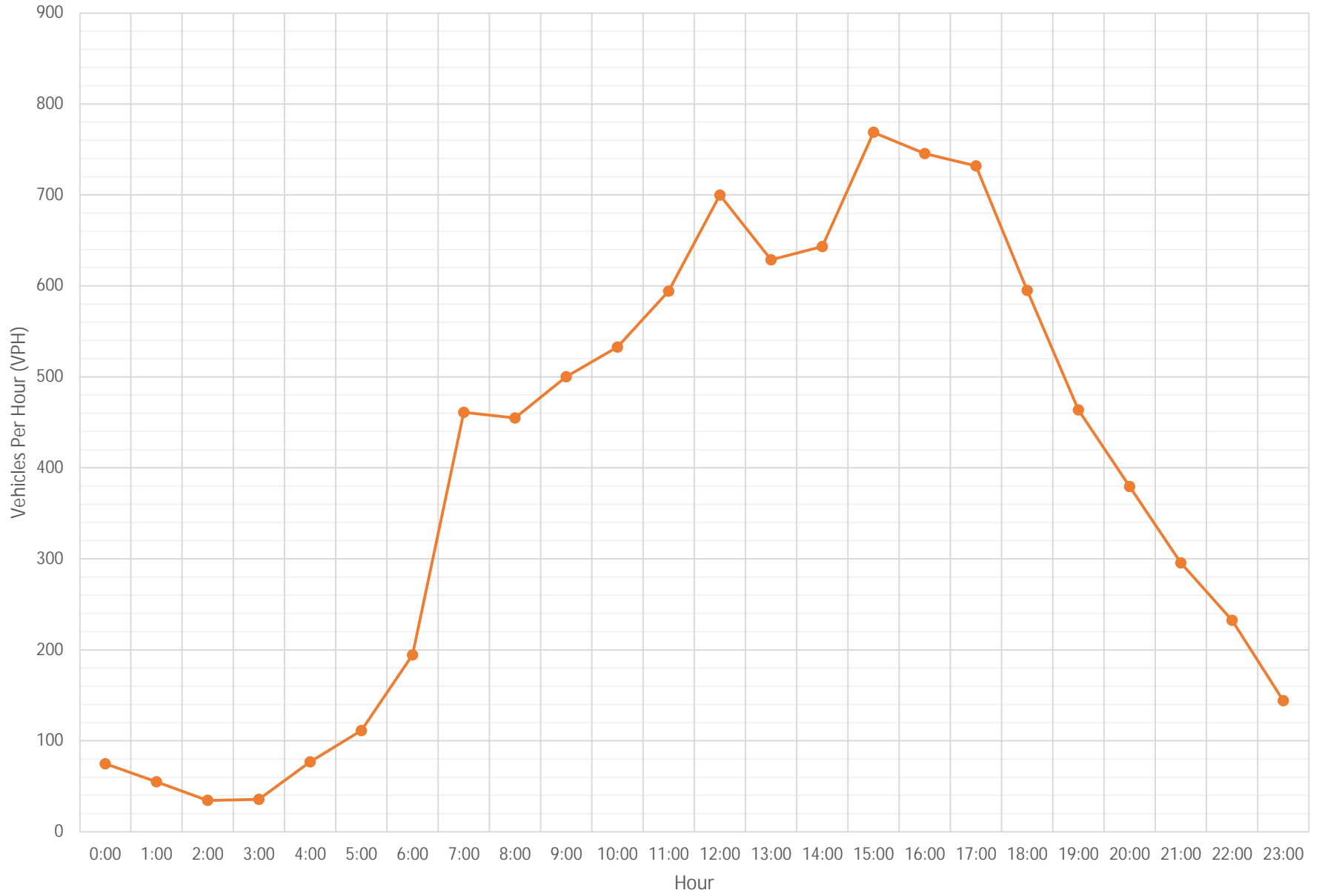
Average Speed = 28.6 mph



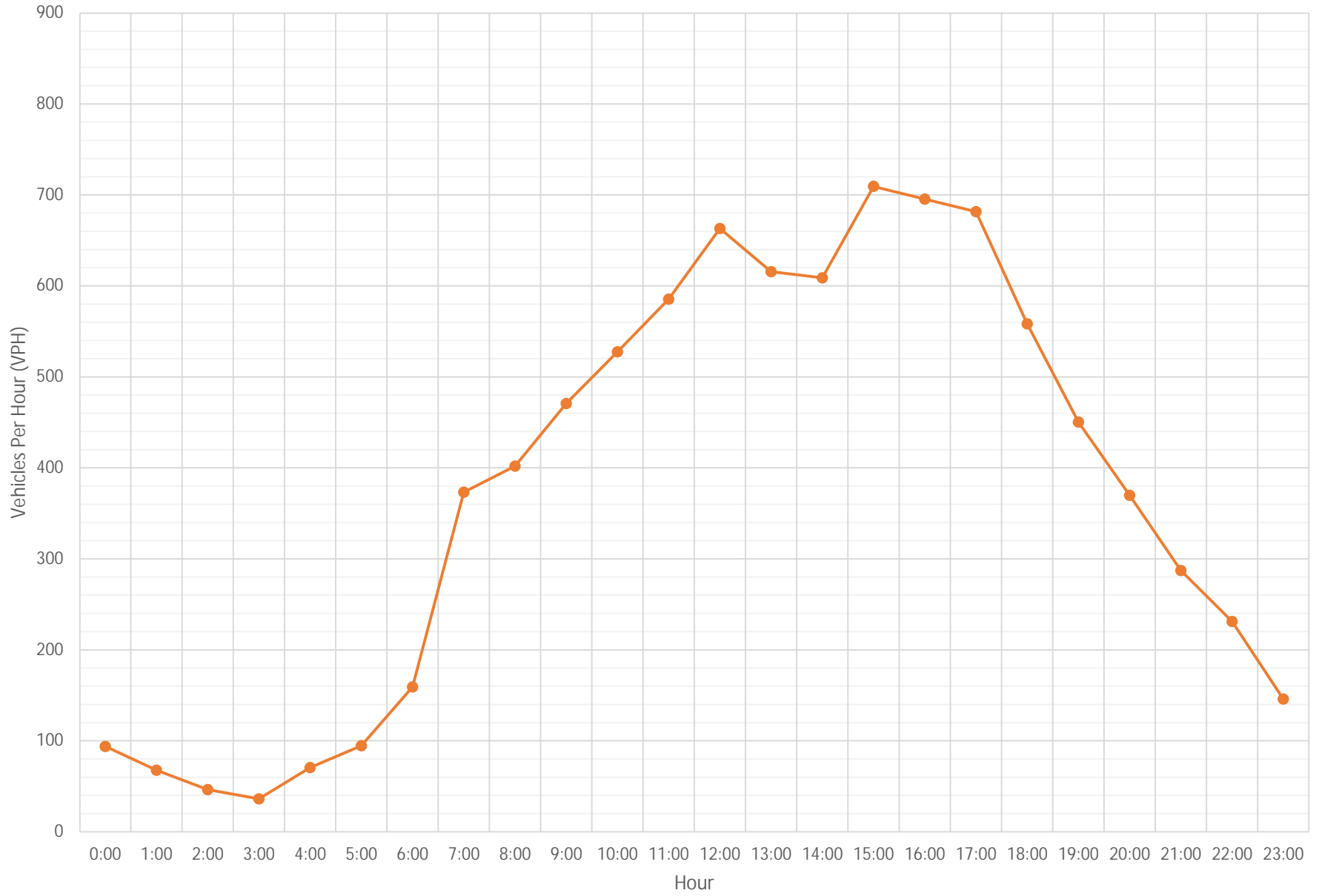
Count Location: Main Street Total
 Count Begin: 10/7/2024
 Count End: 10/18/2024

Total Main Street Daily Count and Speed Average -Starin Road Closed											
Hour	Monday	Tuesday	Wednesday	Thursday	Friday	Saturday	Sunday	Week Day Avg	Weekend Avg	Weekly Avg	Week Day 85% Avg Speed
0:00	59	52	74	87	102	137	146	75	142	94	31.6
1:00	24	38	50	64	99	91	108	55	100	68	30.6
2:00	25	25	24	37	62	66	85	35	76	46	30.9
3:00	25	29	31	37	56	43	33	36	38	36	31.4
4:00	82	79	75	82	67	57	52	77	55	71	31.3
5:00	108	112	114	107	115	69	38	111	54	95	31.5
6:00	182	196	198	199	197	95	48	194	72	159	32
7:00	433	451	454	493	474	176	132	461	154	373	31.9
8:00	440	478	455	443	458	291	248	455	270	402	32.5
9:00	512	508	488	485	508	415	379	500	397	471	32
10:00	526	534	533	533	538	525	503	533	514	527	31.8
11:00	575	585	559	573	679	569	557	594	563	585	32.2
12:00	675	693	707	690	734	640	503	700	572	663	31.6
13:00	604	637	594	631	677	612	555	629	584	616	31.9
14:00	608	601	671	657	679	528	518	643	523	609	32.3
15:00	731	765	730	812	806	556	566	769	561	709	31.6
16:00	746	759	735	747	740	569	572	745	571	695	31.8
17:00	744	713	745	772	686	550	561	732	556	682	31.6
18:00	539	597	627	608	604	407	526	595	467	558	31.2
19:00	443	478	447	505	445	388	446	464	417	450	31
20:00	334	342	400	406	415	353	339	379	346	370	31.2
21:00	243	276	297	328	334	281	252	296	267	287	31.2
22:00	188	191	219	283	281	279	177	232	228	231	31.4
23:00	117	126	128	178	172	188	112	144	150	146	31.4
Totals	8963	9265	9355	9757	9928	7885	7456				
% of Total	14.32%	14.80%	14.94%	15.58%	15.86%	12.59%	11.91%	ADT	8944	AWDT	9454

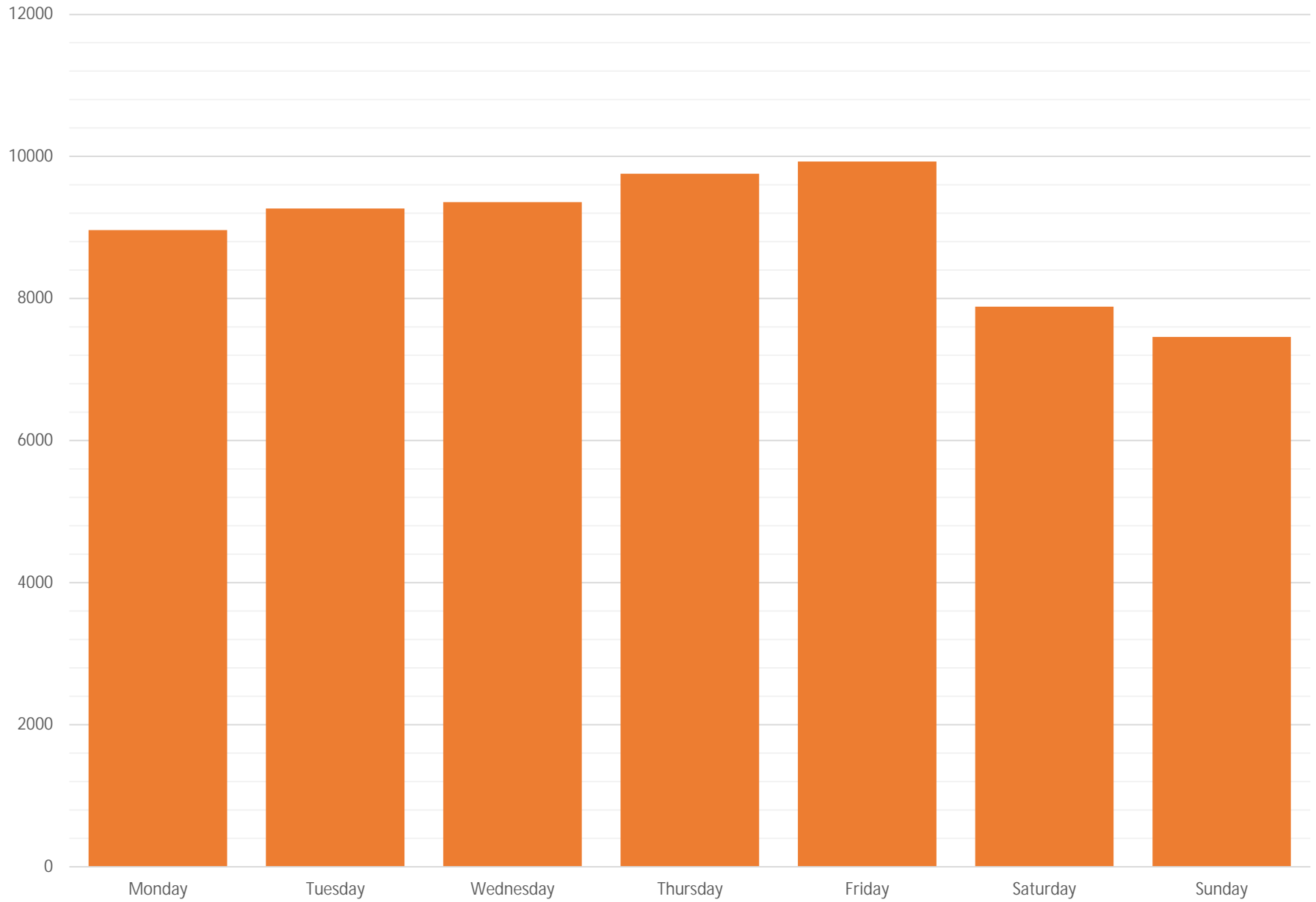
Average Week Day Hourly Traffic Volume - Main Street Total - Starin Road Closed



Average Daily Hourly Traffic Volume - Main Street Total - Starin Road Closed



Average Daily Traffic Volume - Main Street Total - Starin Road Closed



Vehicle Speed - Main Street Total - Starin Road Closed

Data Collected:
10/7/24 - 10/18/24

ADT = 8944 vpd

Average Speed = 28.6 mph

