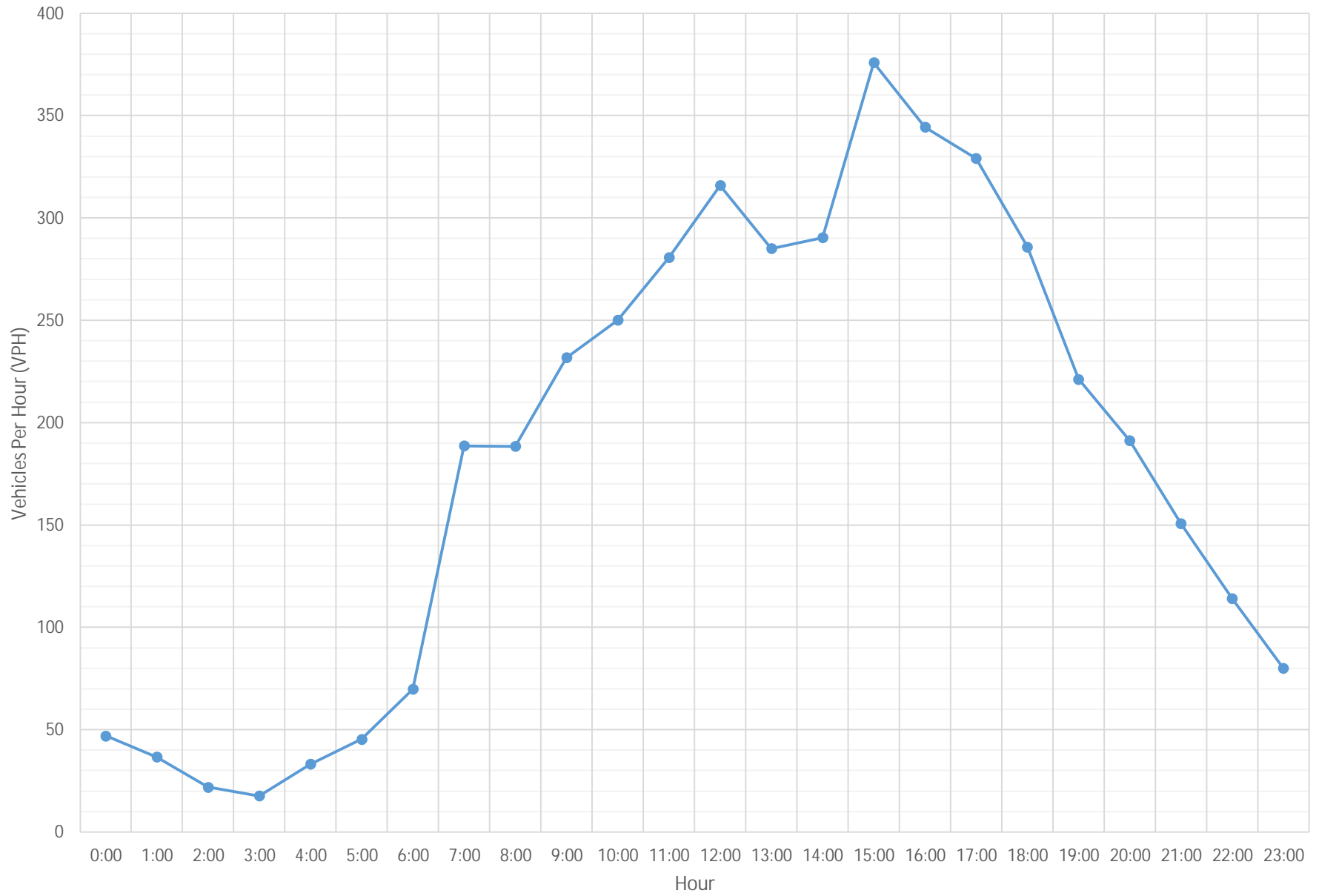


Count Location: Main Street Westbound
 Count Begin: 10/21/2024
 Count End: 11/2/2024

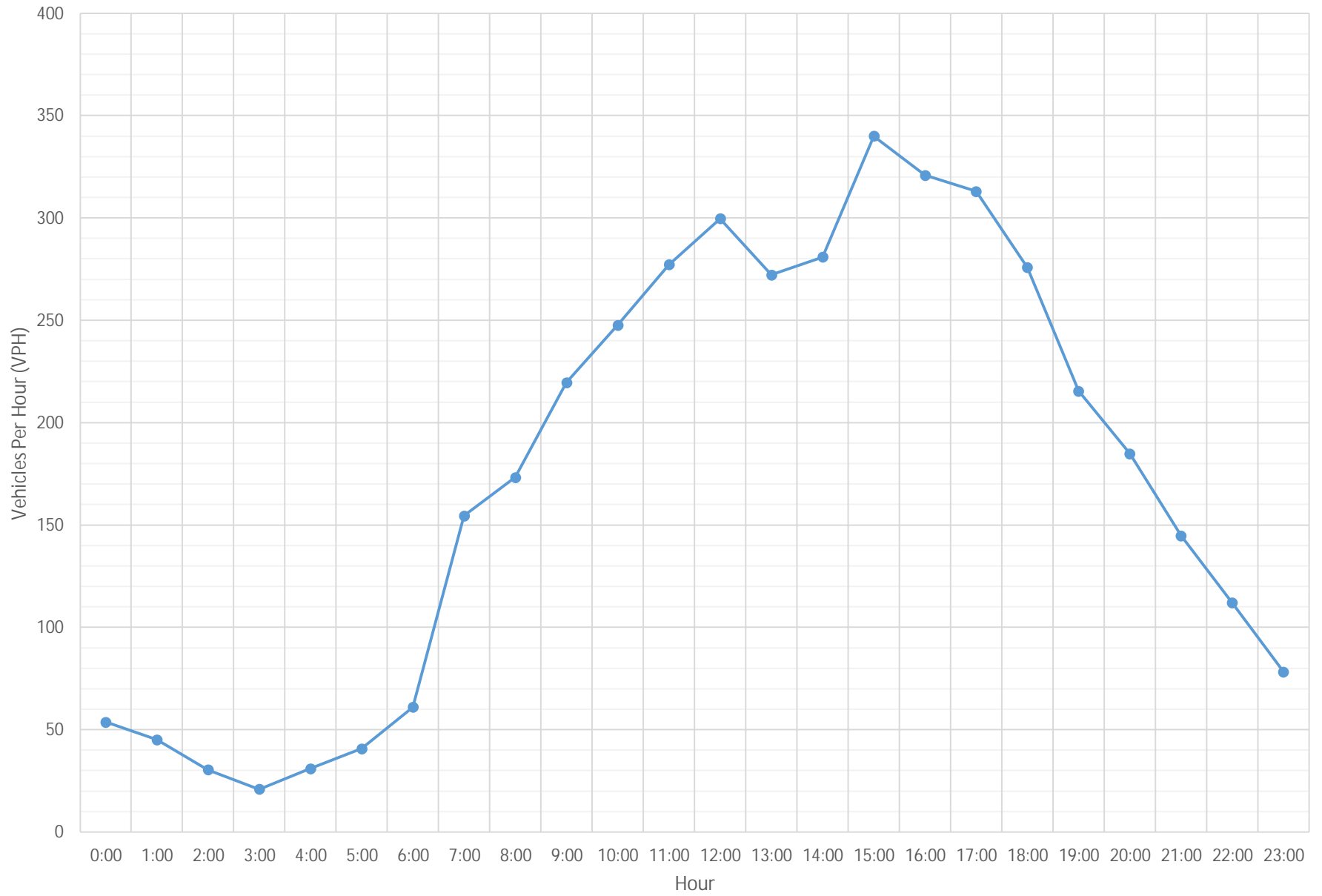
Incoming

Westbound Main Street Daily Count and Speed Avenge -Starin Road Open											
Hour	Monday	Tuesday	Wednesday	Thursday	Friday	Saturday	Sunday	Week Day Avg	Weekend Avg	Weekly Avg	Week Day 85% Avg Speed
0:00	26	34	38	47	90	68	73	47	71	54	30.4
1:00	13	22	26	33	89	75	58	37	67	45	31
2:00	16	13	13	18	50	48	55	22	52	30	31.5
3:00	10	15	18	19	27	27	31	18	29	21	30.5
4:00	37	36	33	28	32	19	32	33	26	31	31.1
5:00	40	46	41	46	54	32	26	45	29	41	30.8
6:00	66	76	73	71	63	47	31	70	39	61	30.6
7:00	197	178	202	194	172	62	76	189	69	154	31
8:00	177	200	177	199	189	142	129	188	136	173	32
9:00	241	243	230	229	216	218	160	232	189	220	32
10:00	236	250	230	263	271	235	248	250	242	248	31.3
11:00	257	263	268	281	334	284	253	281	269	277	32
12:00	302	292	310	324	351	285	233	316	259	300	31.6
13:00	274	285	282	278	306	243	237	285	240	272	31.8
14:00	278	270	300	289	315	239	275	290	257	281	32.2
15:00	358	398	372	387	365	248	252	376	250	340	32
16:00	345	344	330	356	347	251	273	344	262	321	31.6
17:00	333	319	321	348	324	267	279	329	273	313	31.4
18:00	263	255	272	345	294	214	287	286	251	276	30.6
19:00	215	205	213	234	239	190	212	221	201	215	30.6
20:00	178	181	197	200	200	148	190	191	169	185	30.8
21:00	128	145	158	149	173	139	121	151	130	145	30.6
22:00	87	88	112	140	143	119	95	114	107	112	30.2
23:00	53	56	76	107	108	96	52	80	74	78	30.5
Totals	4130	4214	4292	4585	4752	3696	3678	ADT	4192	AWDT	4395
% of Total	14.07%	14.36%	14.63%	15.62%	16.19%	12.59%	12.53%				

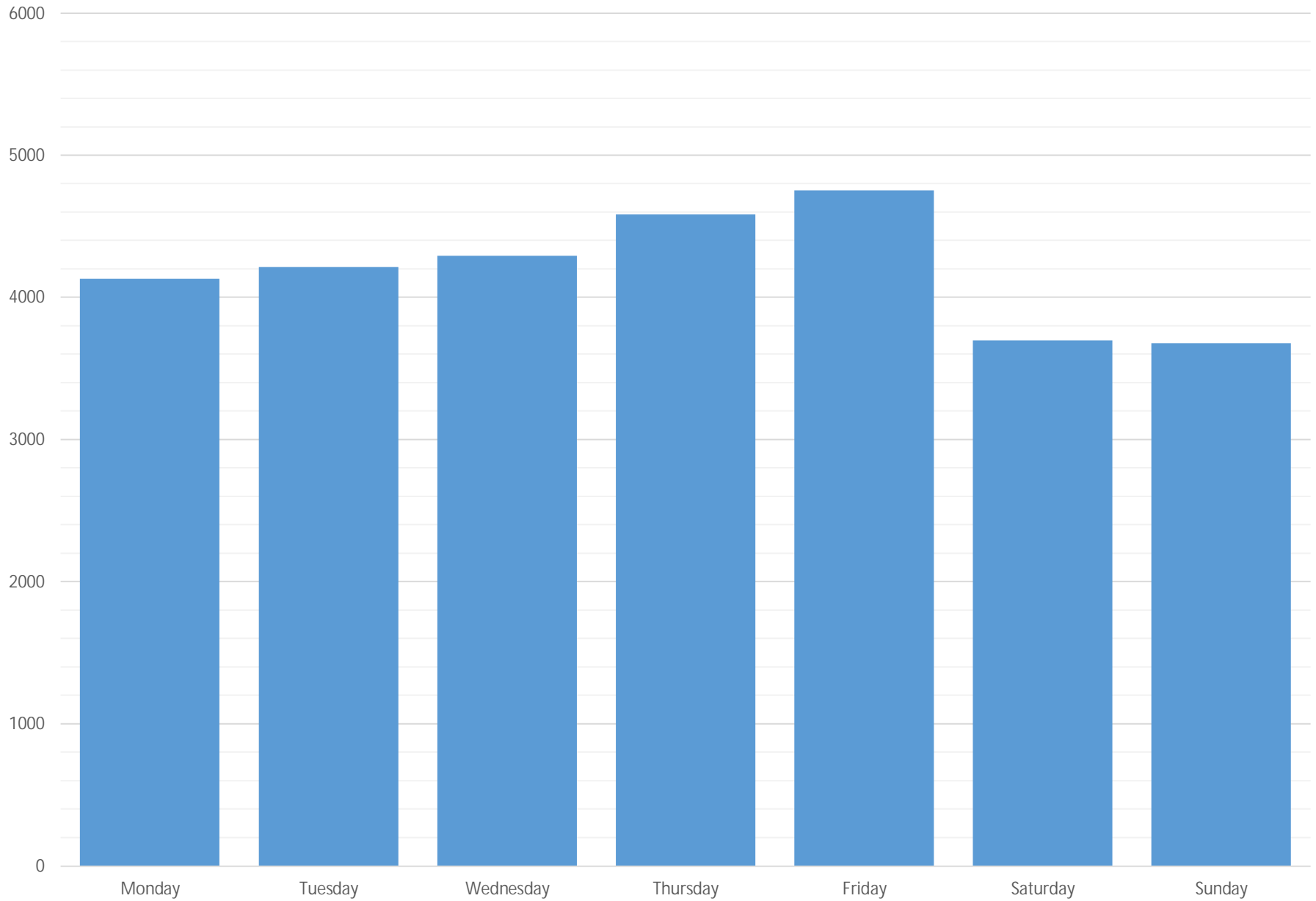
Average Week Day Hourly Traffic Volume - Main Street WB - Starin Road Open



Average Daily Hourly Traffic Volume - Main Street WB - Starin Road Open



Average Daily Traffic Volume - Main Street WB - Starin Road Open

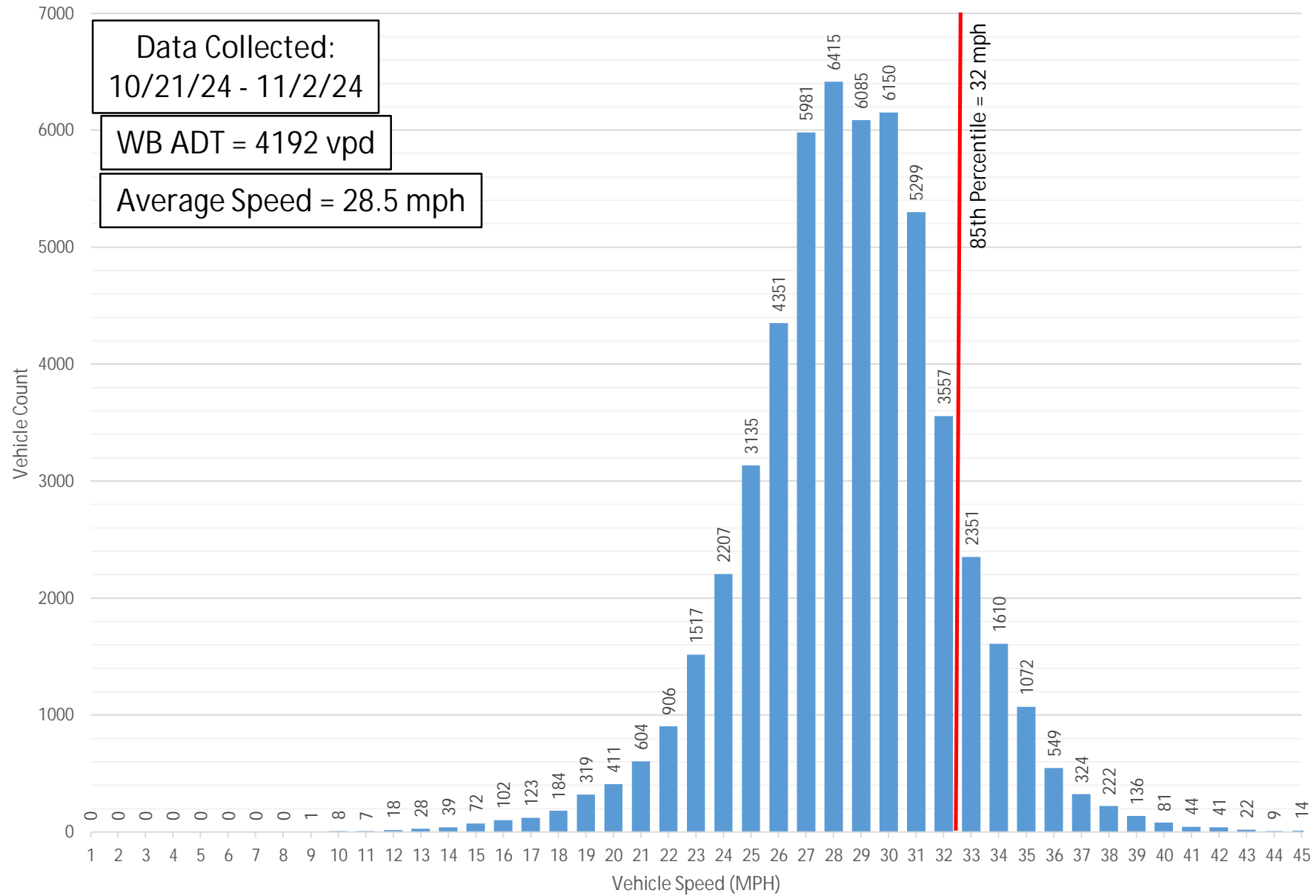


Vehicle Speed - Main Street WB - Starin Road Open

Data Collected:
10/21/24 - 11/2/24

WB ADT = 4192 vpd

Average Speed = 28.5 mph

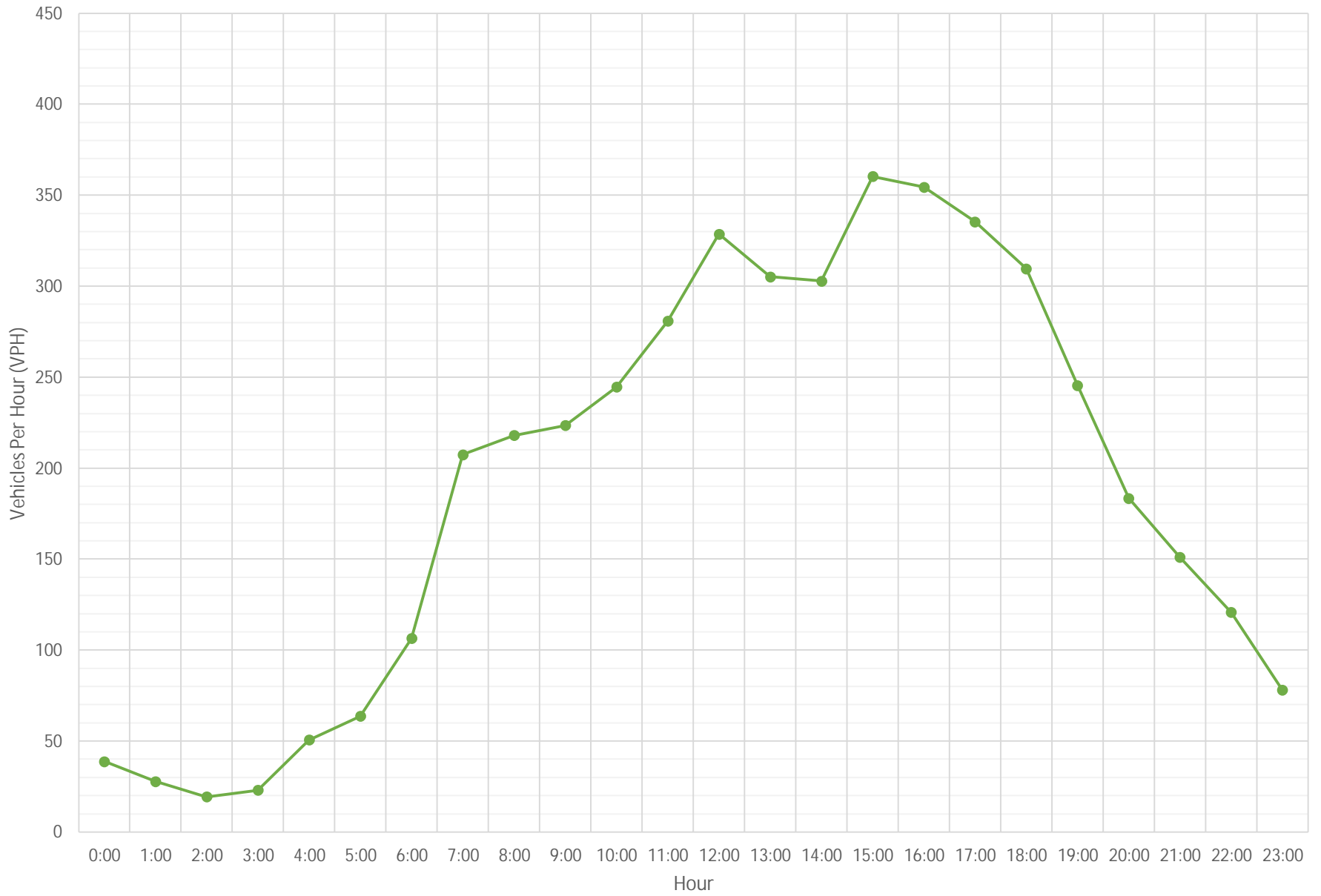


Count Location: Main Street Eastbound
 Count Begin: 10/21/2024
 Count End: 11/2/2024

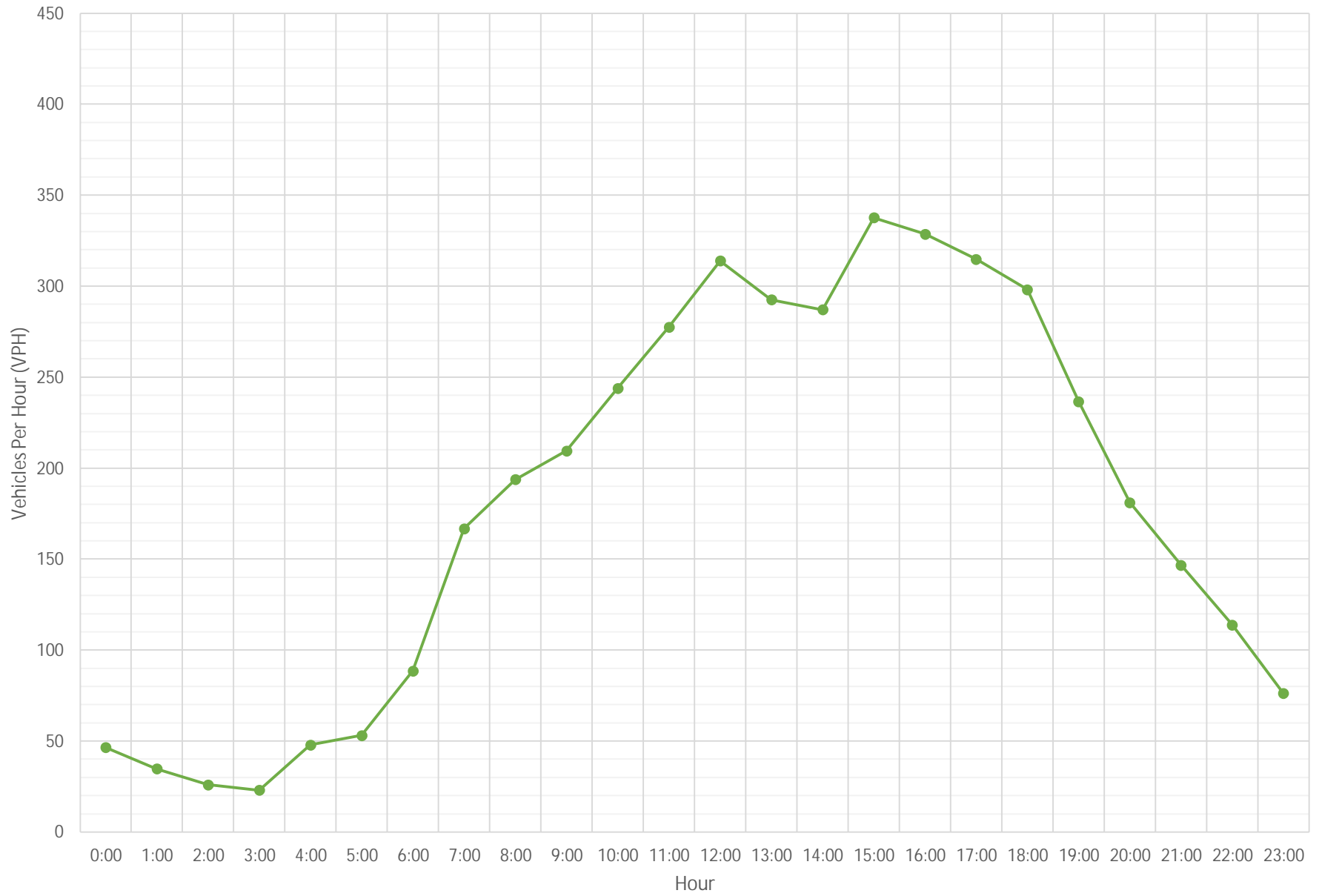
Outgoing

Eastbound Main Street Daily Count and Speed Average -Starin Road Open											
Hour	Monday	Tuesday	Wednesday	Thursday	Friday	Saturday	Sunday	Week Day Avg	Weekend Avg	Weekly Avg	Week Day 85% Avg Speed
0:00	26	24	28	35	81	58	73	39	66	46	32.6
1:00	8	17	18	21	75	48	56	28	52	35	30.9
2:00	19	7	14	18	39	49	36	19	43	26	32.6
3:00	14	22	22	24	33	26	21	23	24	23	31.8
4:00	57	46	50	52	48	42	40	51	41	48	31.3
5:00	56	64	65	72	61	31	23	64	27	53	31.8
6:00	104	114	104	110	100	56	32	106	44	89	32.6
7:00	219	218	222	192	186	66	64	207	65	167	32.6
8:00	209	229	218	217	217	160	106	218	133	194	32.7
9:00	222	226	207	219	243	198	151	223	175	209	32.2
10:00	236	231	226	258	272	261	223	245	242	244	32.5
11:00	248	269	271	297	319	268	271	281	270	278	33.1
12:00	331	297	335	338	342	309	245	329	277	314	32.3
13:00	291	305	291	313	326	279	243	305	261	293	32.5
14:00	299	304	299	300	312	267	228	303	248	287	33.1
15:00	351	365	365	382	339	270	292	360	281	338	31.9
16:00	334	351	360	372	355	246	282	354	264	329	32.1
17:00	336	311	356	334	340	242	285	335	264	315	31.9
18:00	296	278	325	331	318	271	268	310	270	298	31.4
19:00	227	240	233	262	265	212	217	245	215	237	31.9
20:00	180	148	191	187	211	165	186	183	176	181	32
21:00	121	139	158	172	165	152	120	151	136	147	32.1
22:00	93	103	125	145	138	114	79	121	97	114	31.8
23:00	55	58	72	91	114	88	55	78	72	76	32.1
Totals	4332	4366	4555	4742	4899	3878	3596				
% of Total	14.27%	14.38%	15.00%	15.62%	16.13%	12.77%	11.84%	ADT	4338	AWDT	4579

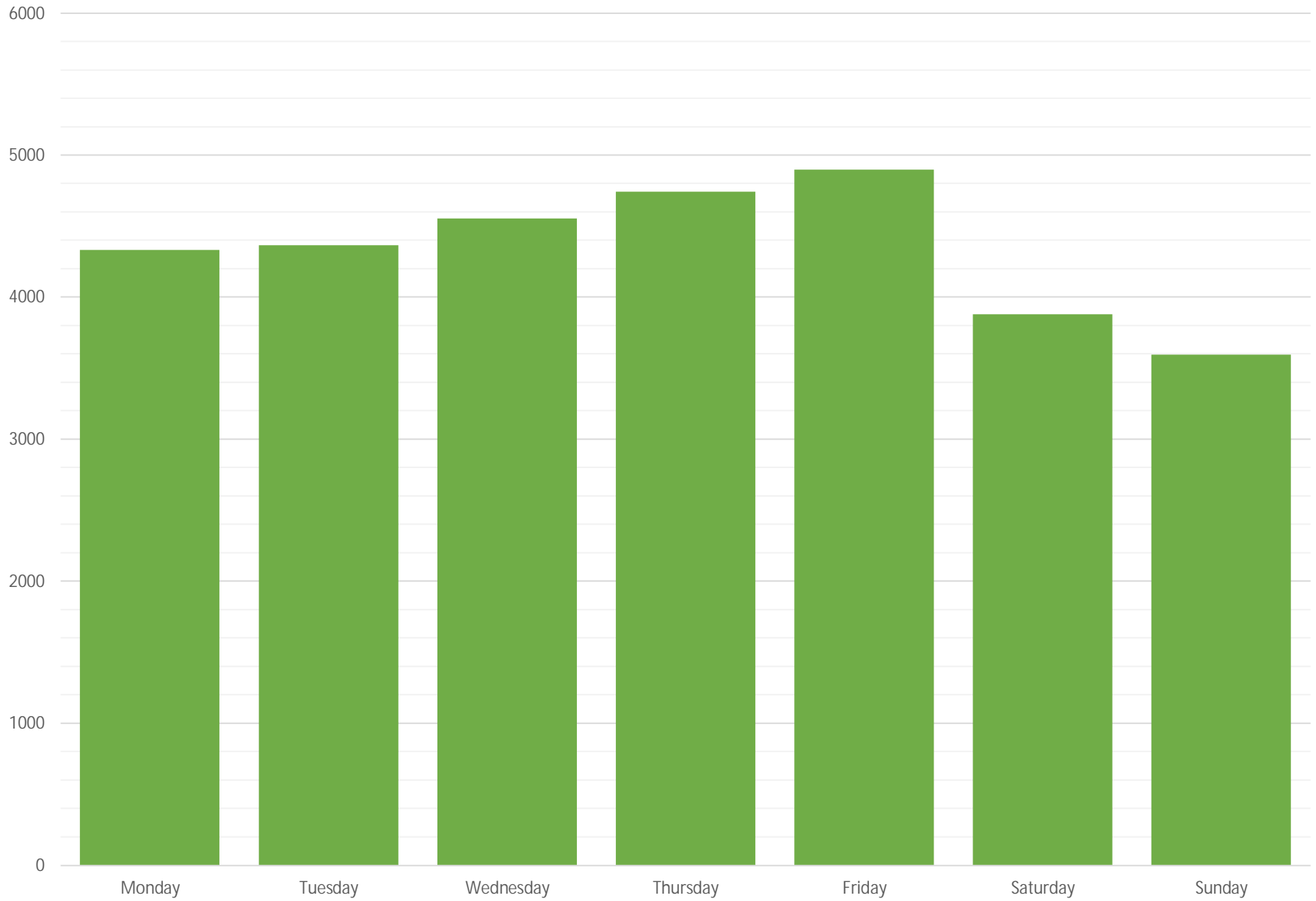
Average Week Day Hourly Traffic Volume - Main Street EB - Starin Road Open



Average Daily Hourly Traffic Volume - Main Street EB - Starin Road Open



Average Daily Traffic Volume - Main Street EB - Starin Road Open

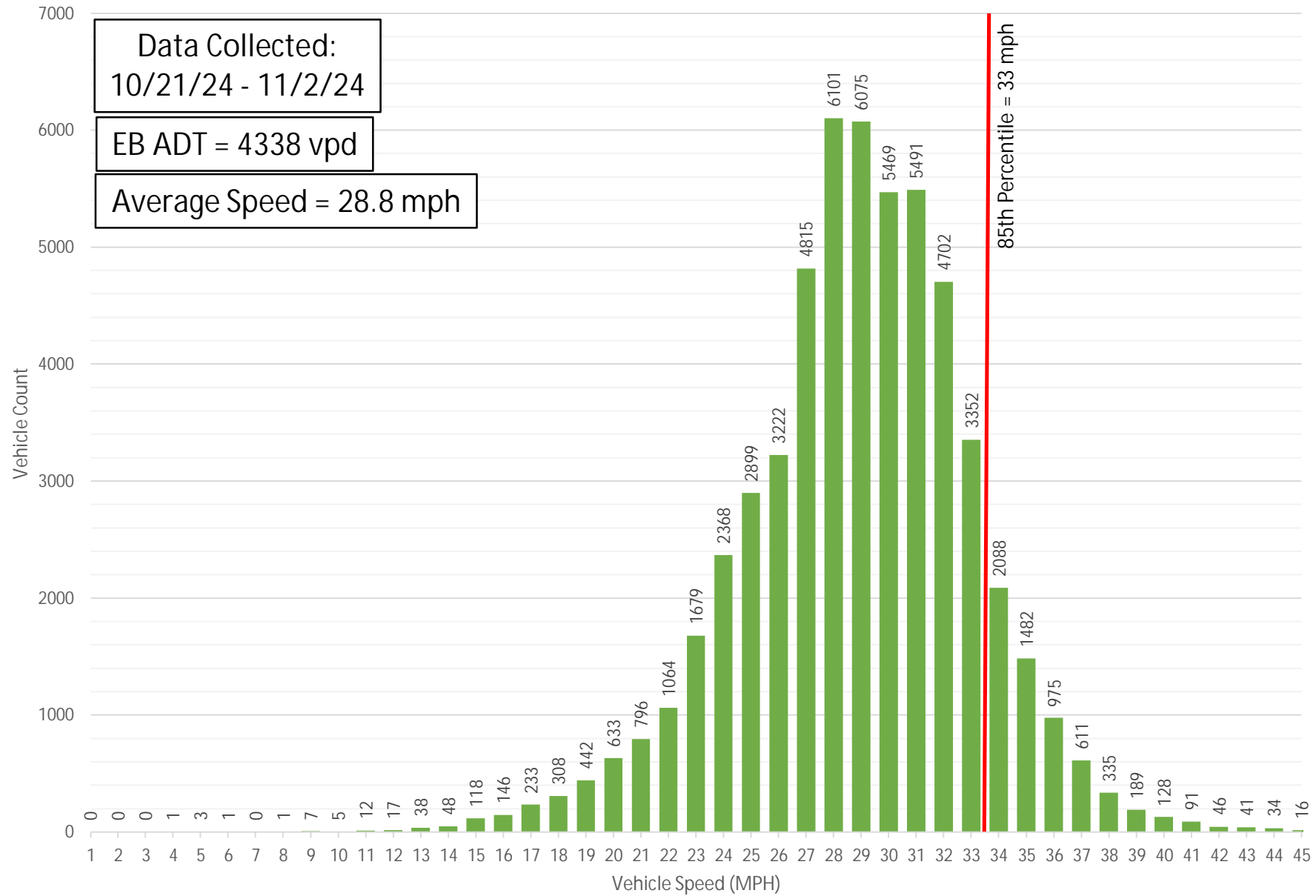


Vehicle Speed - Main Street EB - Starin Road Open

Data Collected:
10/21/24 - 11/2/24

EB ADT = 4338 vpd

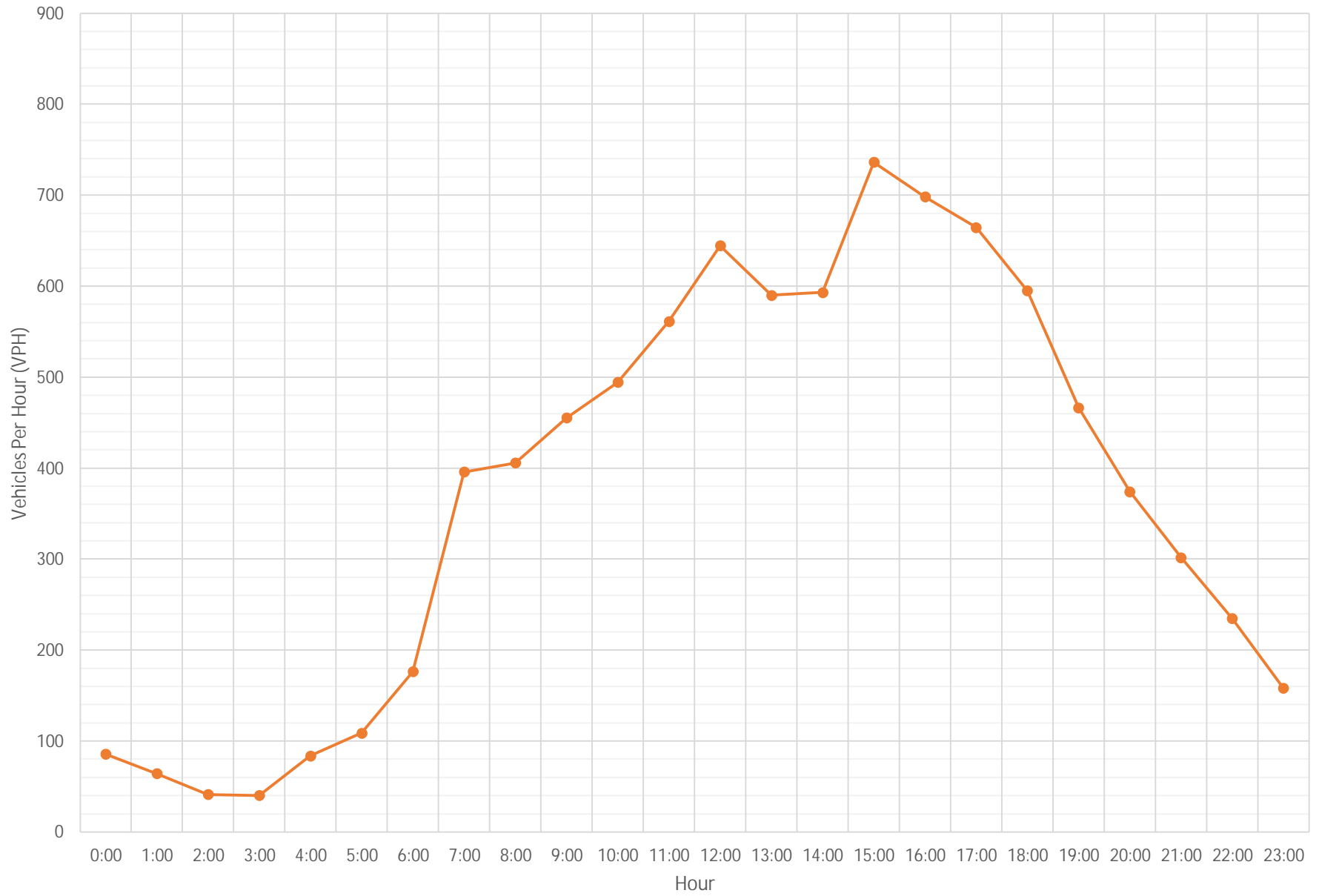
Average Speed = 28.8 mph



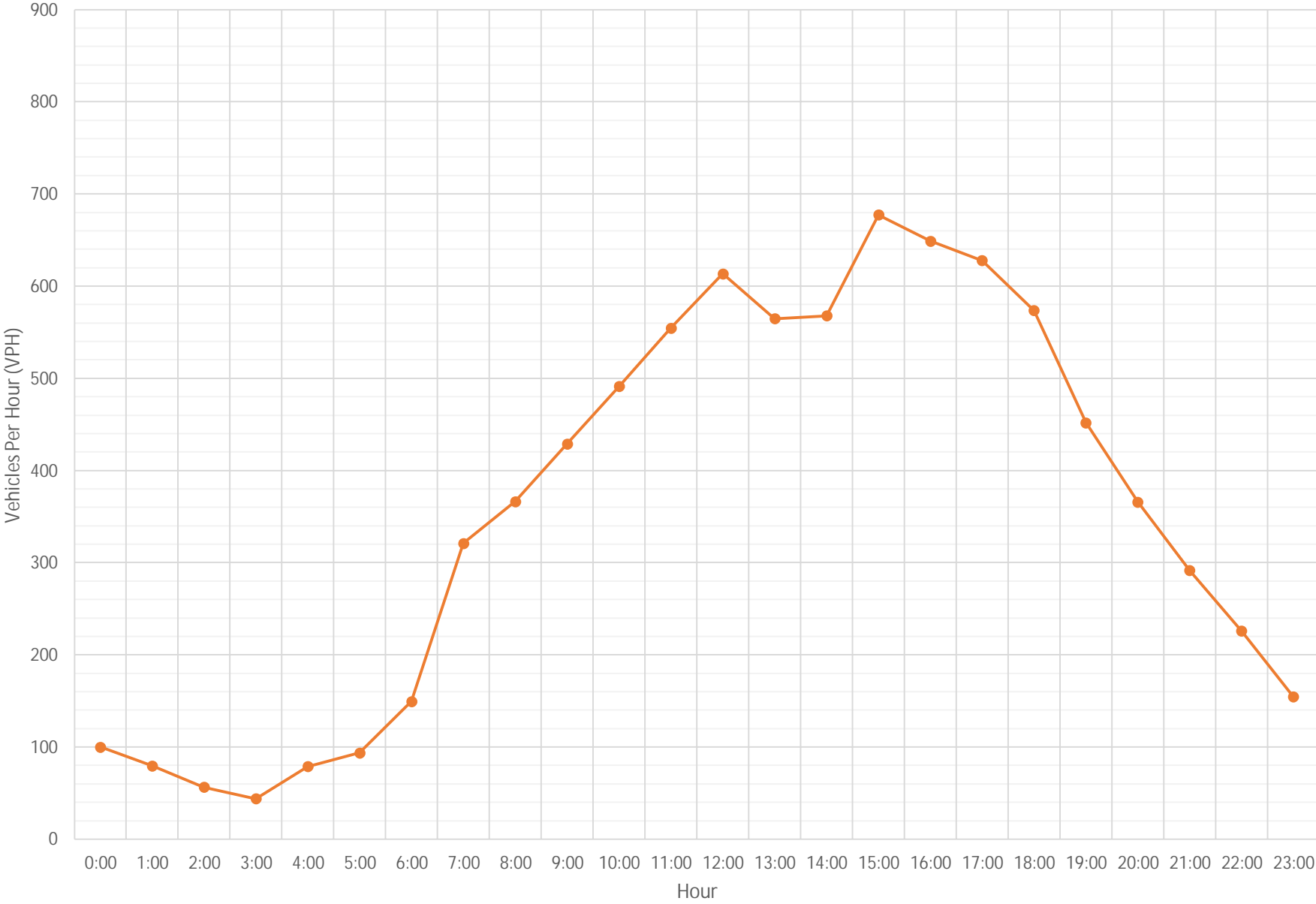
Count Location: Main Street Total
 Count Begin: 10/21/2024
 Count End: 11/2/2024

Total Main Street Daily Count and Speed Average -Starin Road Open											
Hour	Monday	Tuesday	Wednesday	Thursday	Friday	Saturday	Sunday	Week Day Avg	Weekend Avg	Weekly Avg	Week Day 85% Avg Speed
0:00	52	58	65	82	171	126	146	86	136	100	31.6
1:00	21	39	43	54	164	123	114	64	119	80	31.7
2:00	35	20	27	35	89	97	91	41	94	56	32.2
3:00	24	37	39	42	60	53	52	40	53	44	31.6
4:00	94	82	83	80	80	61	72	84	67	79	31.3
5:00	96	110	105	118	115	63	49	109	56	94	31.5
6:00	170	190	177	181	163	103	63	176	83	150	32
7:00	416	396	424	385	358	128	140	396	134	321	31.9
8:00	386	428	394	415	405	302	235	406	269	366	32.4
9:00	463	469	437	448	459	416	311	455	364	429	32.1
10:00	471	481	456	521	543	496	471	494	484	491	32
11:00	505	532	538	578	653	552	524	561	538	555	32.6
12:00	633	589	645	662	693	594	478	644	536	613	32
13:00	565	590	572	591	632	522	480	590	501	565	32.2
14:00	577	574	598	589	627	506	503	593	505	568	32.7
15:00	709	763	736	769	704	518	544	736	531	678	31.9
16:00	678	694	690	727	702	497	555	698	526	649	31.9
17:00	669	630	677	682	664	509	564	664	537	628	31.6
18:00	558	532	597	676	611	485	555	595	520	573	31
19:00	442	445	446	496	503	402	429	466	416	452	31.4
20:00	358	329	387	386	411	313	376	374	345	366	31.4
21:00	249	284	316	321	338	291	241	302	266	291	31.3
22:00	179	191	237	285	281	233	174	235	204	226	31
23:00	108	114	148	198	222	184	107	158	146	154	31.5
Totals	8458	8577	8837	9321	9648	7574	7274				
% of Total	14.17%	14.37%	14.81%	15.62%	16.16%	12.69%	12.19%	ADT	8527	AWDT	8968

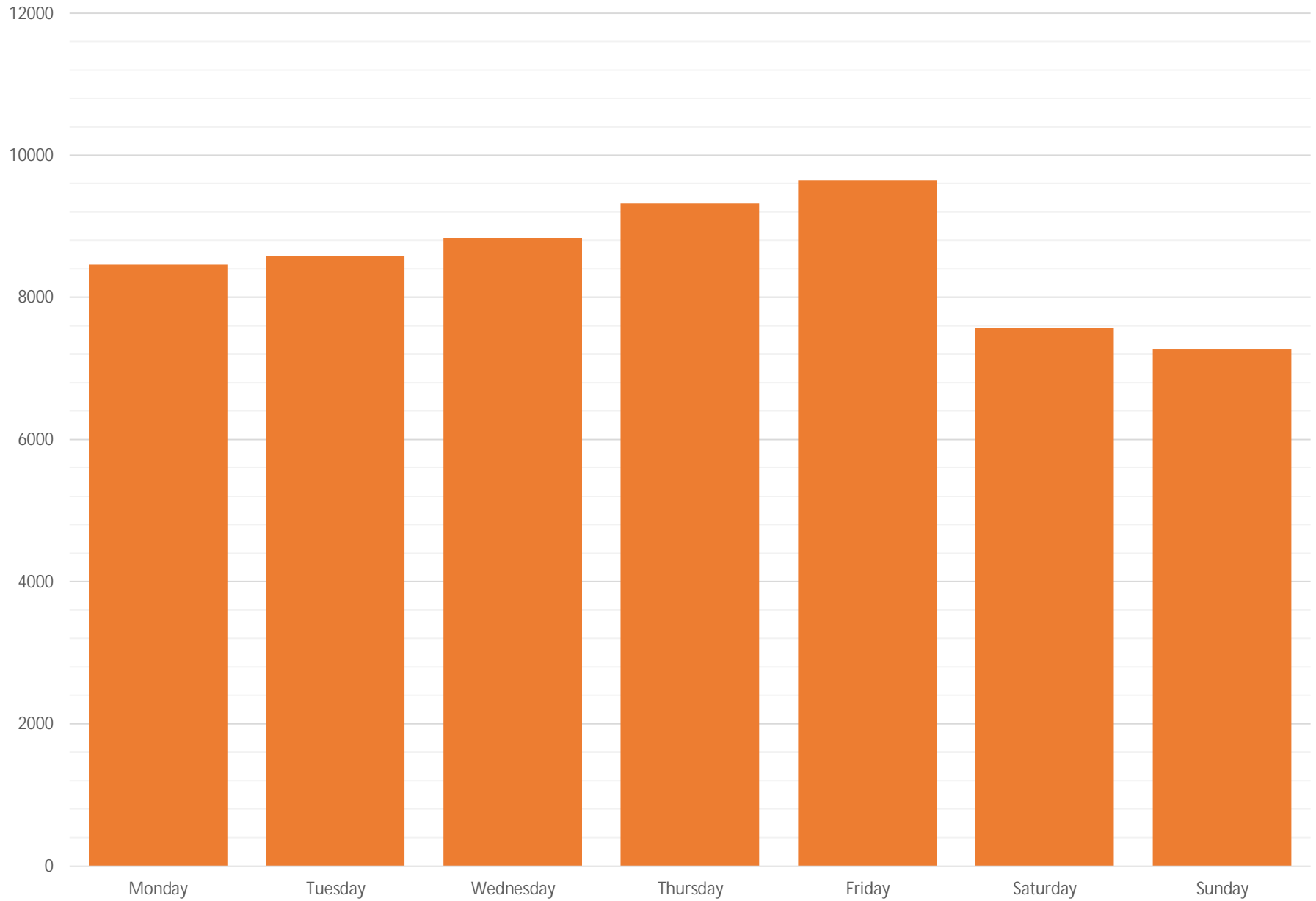
Average Week Day Hourly Traffic Volume - Main Street Total - Starin Road Open



Average Daily Hourly Traffic Volume - Main Street Total - Starin Road Open



Average Daily Traffic Volume - Main Street Total - Starin Road Open



Vehicle Speed - Main Street Total - Starin Road Open

Data Collected:
10/21/24 - 11/2/24

ADT = 8527 vpd

Average Speed = 28.7 mph

