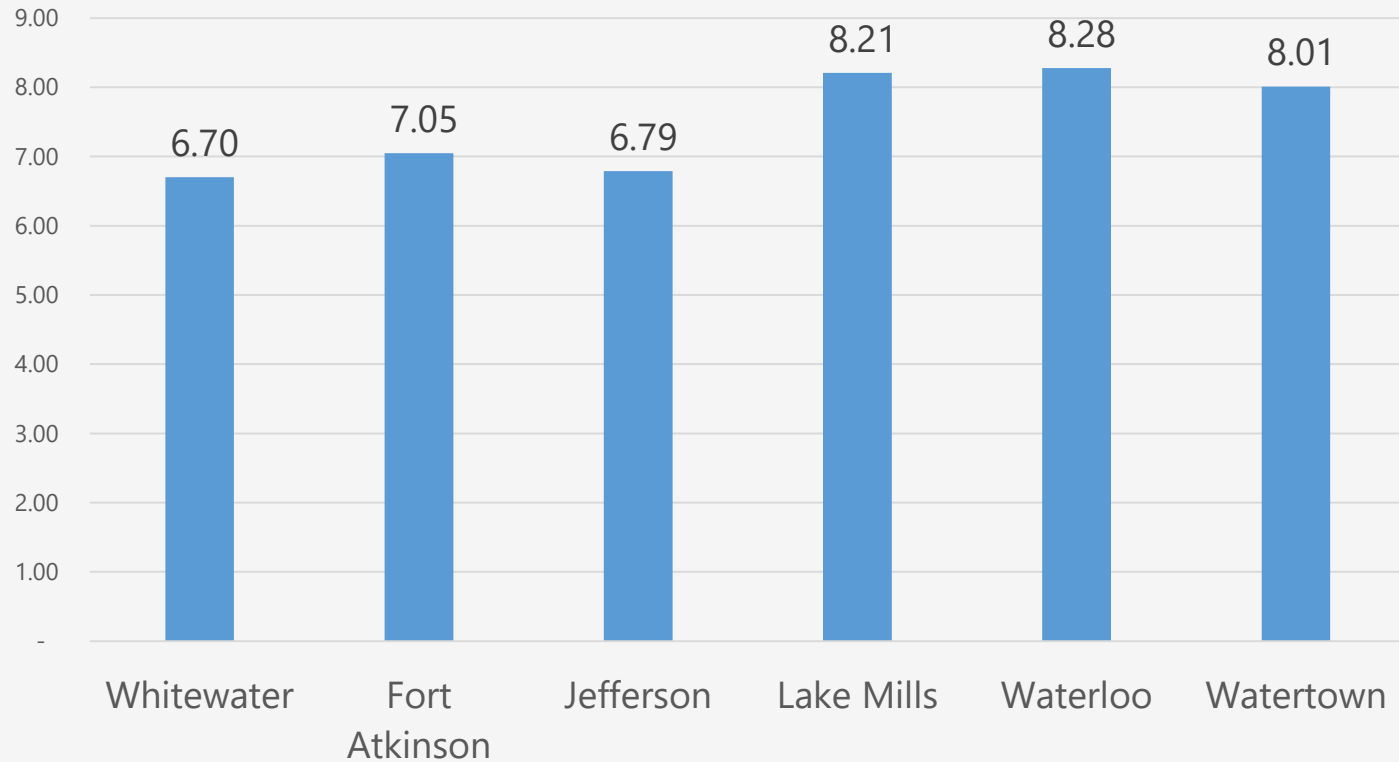




2023 Mill Rate Comparisons

JEFFERSON COUNTY

Mill Rate: Jefferson County



How does Whitewater compare?

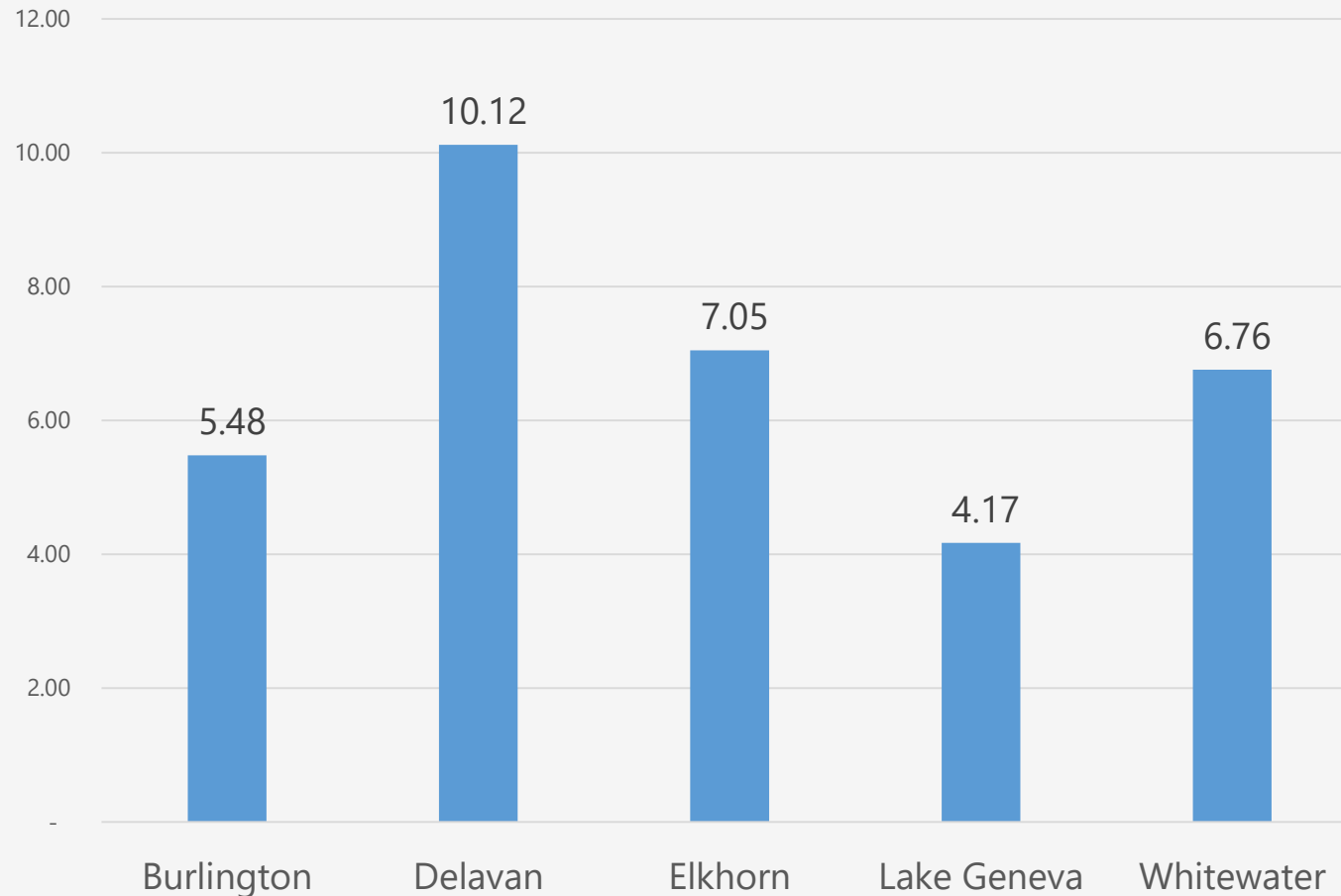
Average = \$7.51

Median = \$7.53

*Only cities in Jefferson County were used to compare.

WALWORTH COUNTY

Mill Rate: Walworth County



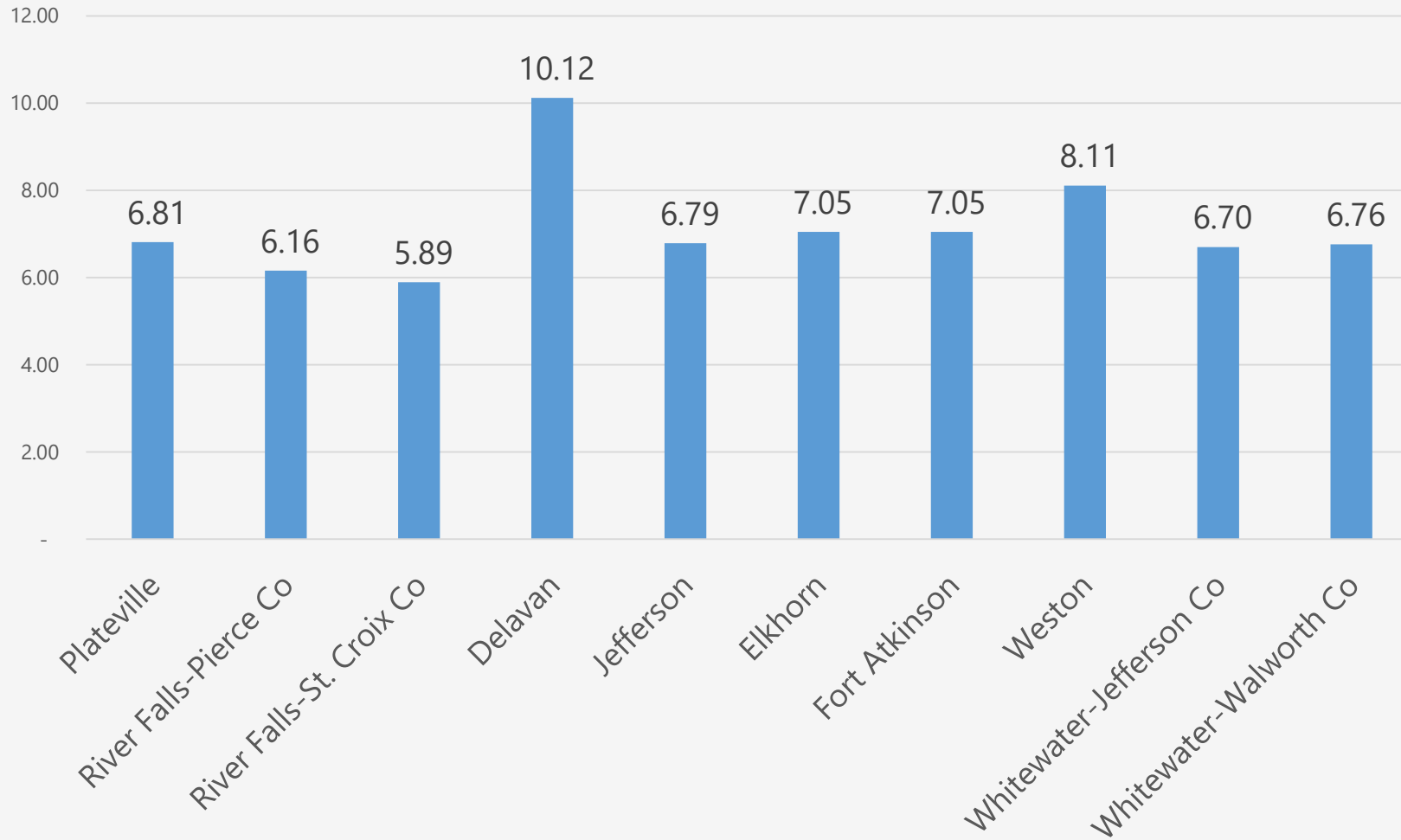
Average = \$6.72

Median - \$6.76

*Only cities in Walworth County were used to compare.

COMPARABLE COMMUNITIES

Mill Rate: Comparable Communities



Average = \$7.14
Median = \$6.80

*These communities were identified as our comps in the 2024 Salary Study. Weston is a village.

IMPORTANT FACTORS TO CONSIDER WHEN COMPARING

- Assessment Practices
- Tax Base Composition
- Services Provided
- Debt Obligations
- State & Local Funding
- TIF Districts
- Population & Economic Factors
- Exemptions & Abatements
- Local Government Efficiency
- Regional Economic Conditions

	Lake Geneva	Whitewater	Delavan
2023 Population	8,542	15,773	8,527
2023 Equalized Value (millions)	\$2,261	\$976	\$992
2023 Property Tax Levy (thousands)	\$9,587	\$5,757	\$6,096
2023 Mill Rate	\$4.17	\$6.76	\$10.12
2023 Property Tax Levy Per Capita	\$1,110	\$370	\$718
2023 Residential Share of Property Taxes	77%	73%	54%

(Spending)	Lake Geneva	Whitewater	Delavan
2022 General Government Per Capita	\$160	\$59	\$75
2022 Street Maintenance Per Capita	\$204	\$73	\$130
2022 Net Police Per Capita	\$502	\$245	\$295
2022 Net Basic Spending Per Capita	\$1,053	\$437	\$544
2022 Net Operating Spending Per Capita	\$1,761	\$672	\$784

Questions?