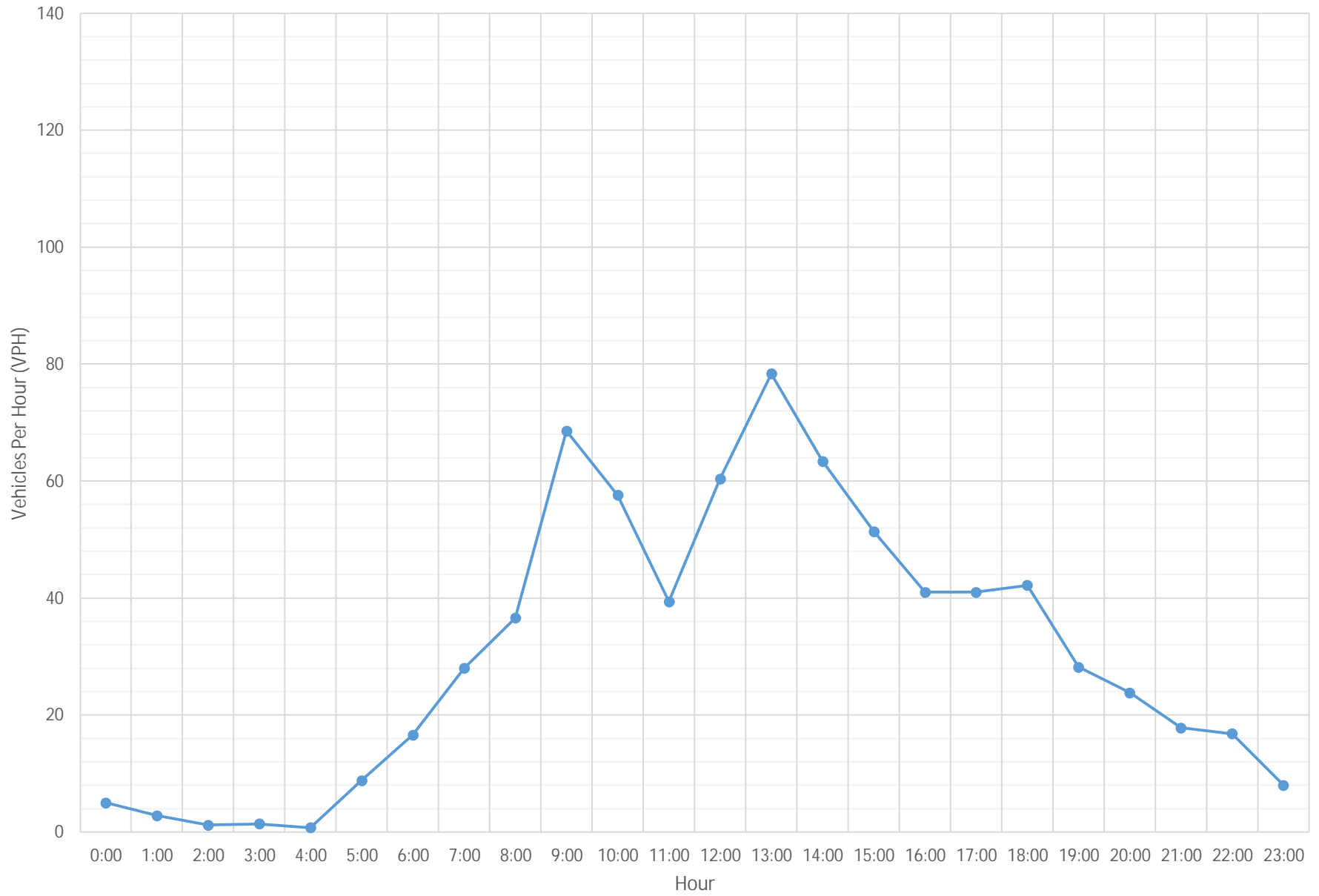


Count Location: Schwager Drive Westbound
 Count Begin: 10/21/2024
 Count End: 11/2/2024

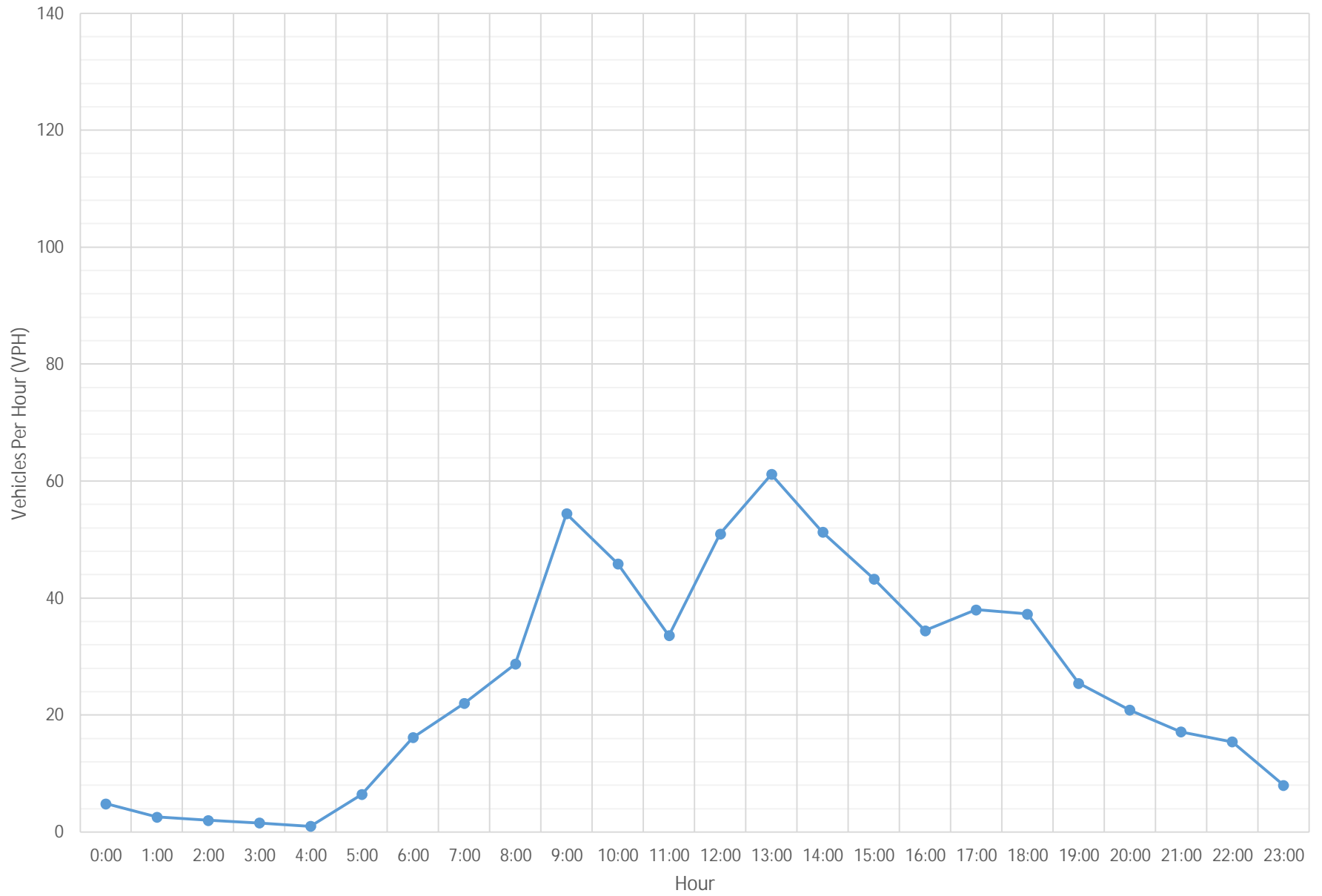
Outgoing

| Westbound Schwager Drive Daily Count and Speed Average -Starin Road Open | | | | | | | | | | | |
|--|--------|---------|-----------|----------|--------|----------|--------|--------------|-------------|------------|------------------------|
| Hour | Monday | Tuesday | Wednesday | Thursday | Friday | Saturday | Sunday | Week Day Avg | Weekend Avg | Weekly Avg | Week Day 85% Avg Speed |
| 0:00 | 5 | 4 | 7 | 5 | 4 | 6 | 3 | 5 | 5 | 5 | 31 |
| 1:00 | 2 | 1 | 2 | 3 | 6 | 3 | 1 | 3 | 2 | 3 | 27.4 |
| 2:00 | 0 | 1 | 0 | 1 | 4 | 7 | 1 | 1 | 4 | 2 | 11.8 |
| 3:00 | 1 | 0 | 1 | 2 | 3 | 3 | 1 | 1 | 2 | 2 | 20.2 |
| 4:00 | 0 | 1 | 0 | 1 | 2 | 2 | 1 | 1 | 2 | 1 | 10.8 |
| 5:00 | 12 | 4 | 15 | 7 | 6 | 1 | 0 | 9 | 1 | 6 | 29.3 |
| 6:00 | 22 | 11 | 18 | 11 | 21 | 29 | 1 | 17 | 15 | 16 | 31 |
| 7:00 | 35 | 31 | 31 | 25 | 18 | 12 | 2 | 28 | 7 | 22 | 32.2 |
| 8:00 | 37 | 40 | 40 | 35 | 31 | 13 | 5 | 37 | 9 | 29 | 32.9 |
| 9:00 | 81 | 78 | 64 | 66 | 54 | 19 | 19 | 69 | 19 | 54 | 34.3 |
| 10:00 | 62 | 58 | 60 | 66 | 42 | 16 | 17 | 58 | 17 | 46 | 33.5 |
| 11:00 | 37 | 45 | 28 | 42 | 45 | 18 | 20 | 39 | 19 | 34 | 33.7 |
| 12:00 | 63 | 69 | 58 | 64 | 48 | 23 | 32 | 60 | 28 | 51 | 34.1 |
| 13:00 | 73 | 82 | 67 | 77 | 93 | 16 | 20 | 78 | 18 | 61 | 33.8 |
| 14:00 | 66 | 60 | 61 | 73 | 57 | 18 | 24 | 63 | 21 | 51 | 34.3 |
| 15:00 | 46 | 50 | 51 | 56 | 54 | 21 | 25 | 51 | 23 | 43 | 33 |
| 16:00 | 36 | 45 | 45 | 38 | 41 | 12 | 24 | 41 | 18 | 34 | 33.5 |
| 17:00 | 40 | 35 | 40 | 46 | 44 | 21 | 40 | 41 | 31 | 38 | 32.4 |
| 18:00 | 47 | 29 | 56 | 53 | 26 | 20 | 30 | 42 | 25 | 37 | 32.4 |
| 19:00 | 27 | 31 | 34 | 25 | 24 | 13 | 24 | 28 | 19 | 25 | 33.3 |
| 20:00 | 24 | 28 | 20 | 26 | 21 | 4 | 23 | 24 | 14 | 21 | 33.7 |
| 21:00 | 15 | 15 | 20 | 21 | 18 | 12 | 19 | 18 | 16 | 17 | 32.6 |
| 22:00 | 20 | 16 | 16 | 19 | 13 | 7 | 17 | 17 | 12 | 15 | 30.8 |
| 23:00 | 6 | 4 | 8 | 14 | 8 | 7 | 9 | 8 | 8 | 8 | 30.1 |
| Totals | 757 | 738 | 742 | 776 | 683 | 303 | 358 | ADT | 622 | AWDT | 739 |
| % of Total | 17.37% | 16.94% | 17.03% | 17.81% | 15.68% | 6.95% | 8.22% | | | | |

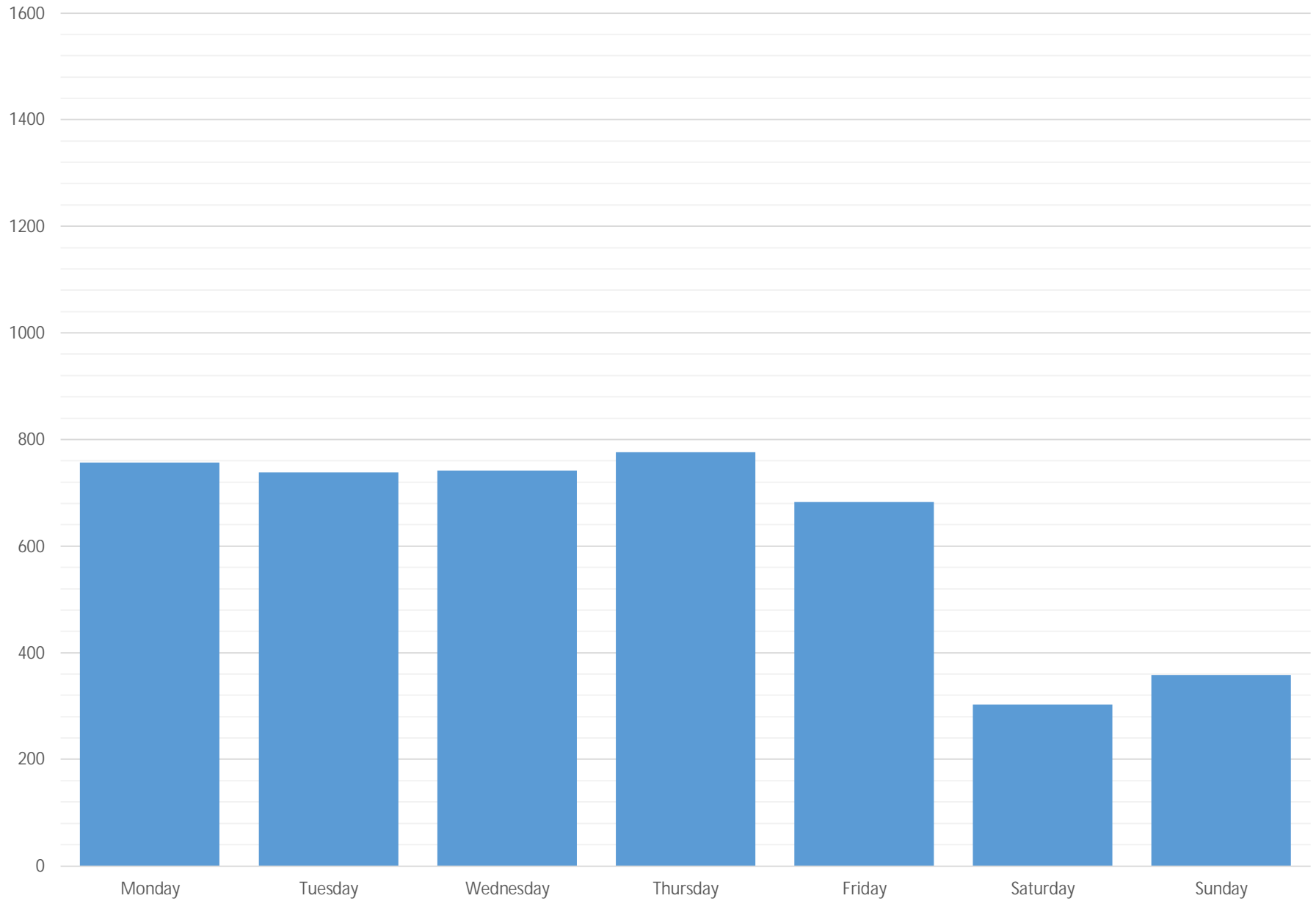
Average Week Day Hourly Traffic Volume - Schwager Drive WB - Starin Road Open



Average Daily Hourly Traffic Volume - Schwager Drive WB - Starin Road Open



Average Daily Traffic Volume - Schwager Drive WB - Starin Road Open

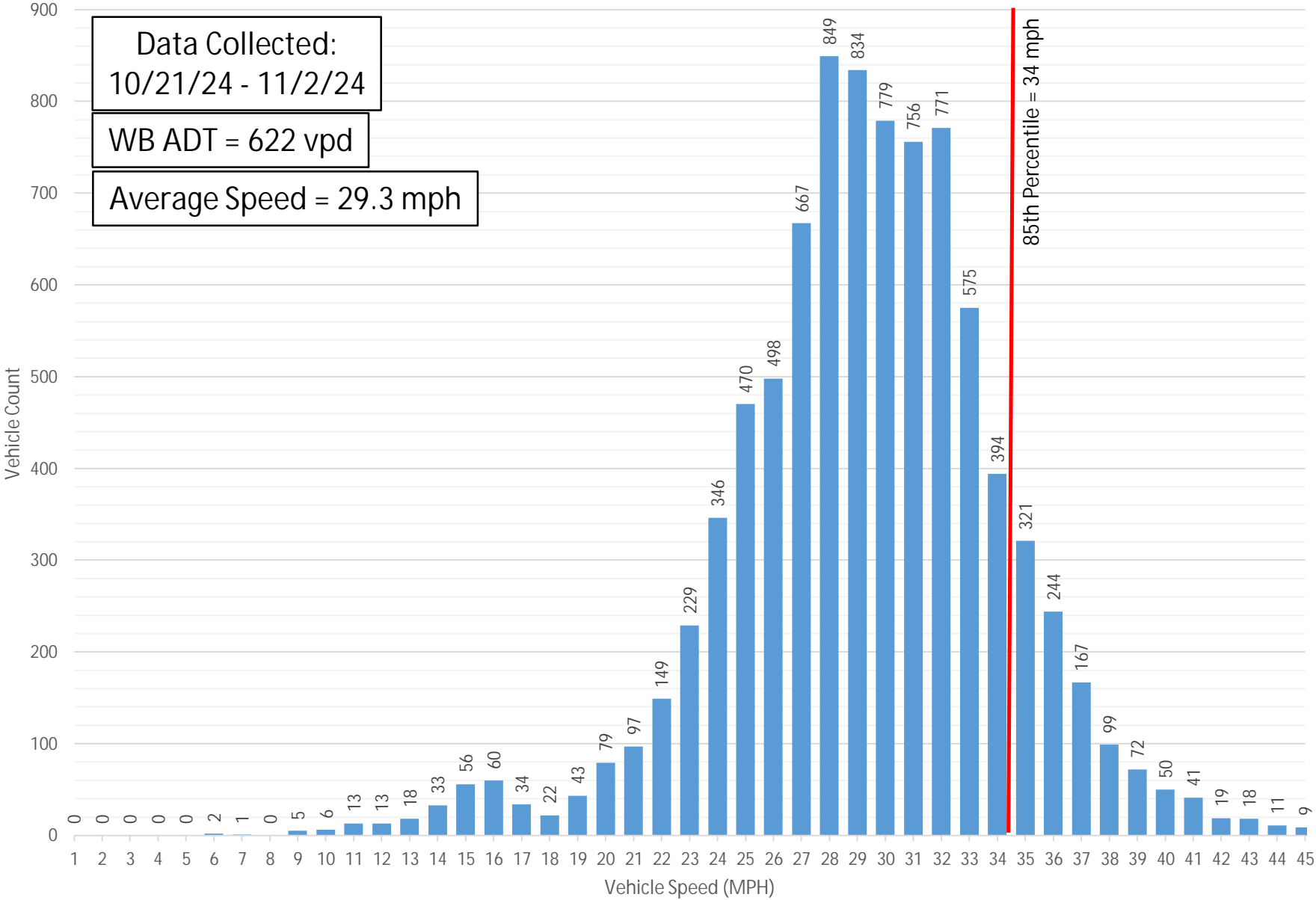


Vehicle Speed - Schwager Drive WB - Starin Road Open

Data Collected:
10/21/24 - 11/2/24

WB ADT = 622 vpd

Average Speed = 29.3 mph

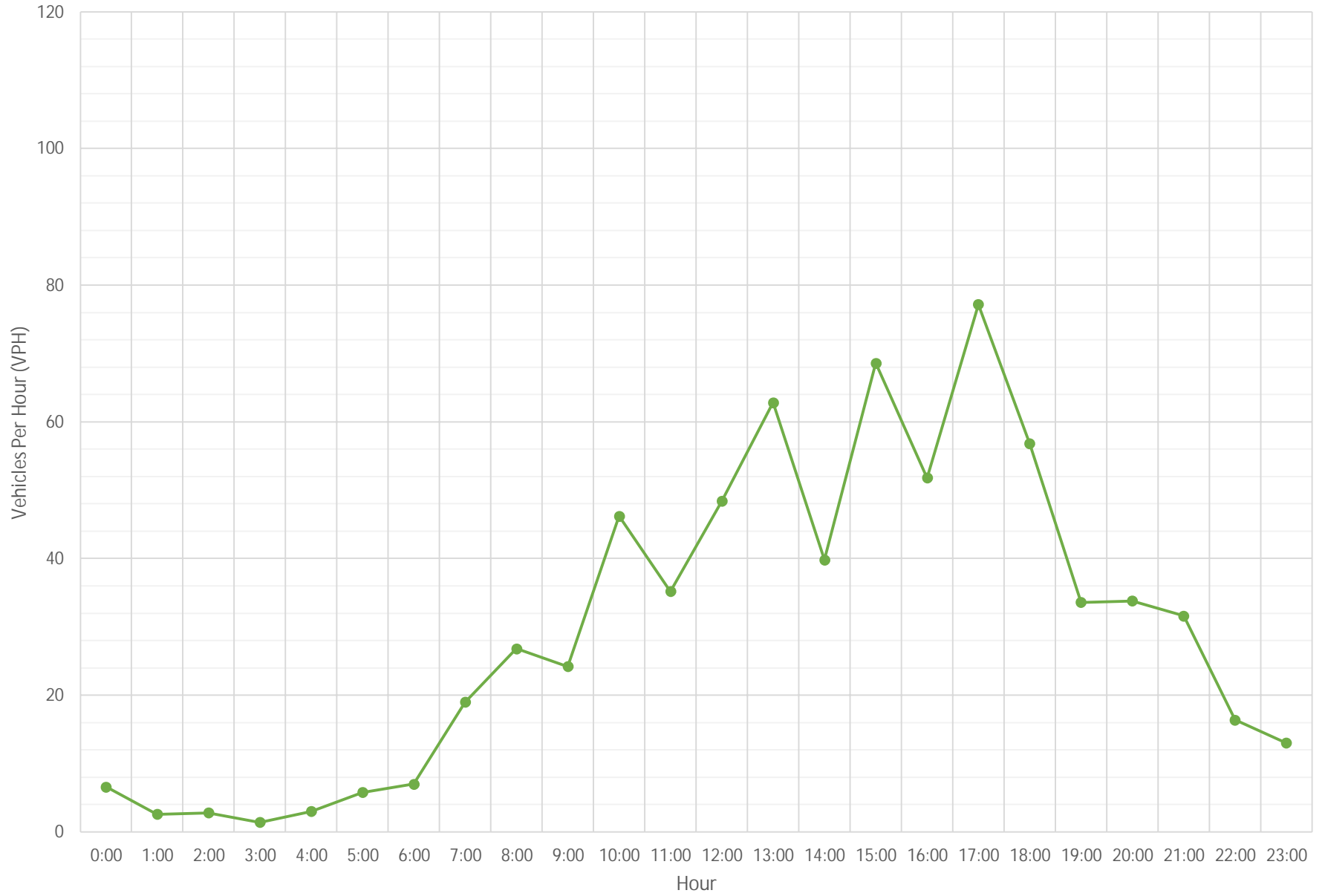


Count Location: Schwager Drive Eastbound
 Count Begin: 10/21/2024
 Count End: 11/2/2024

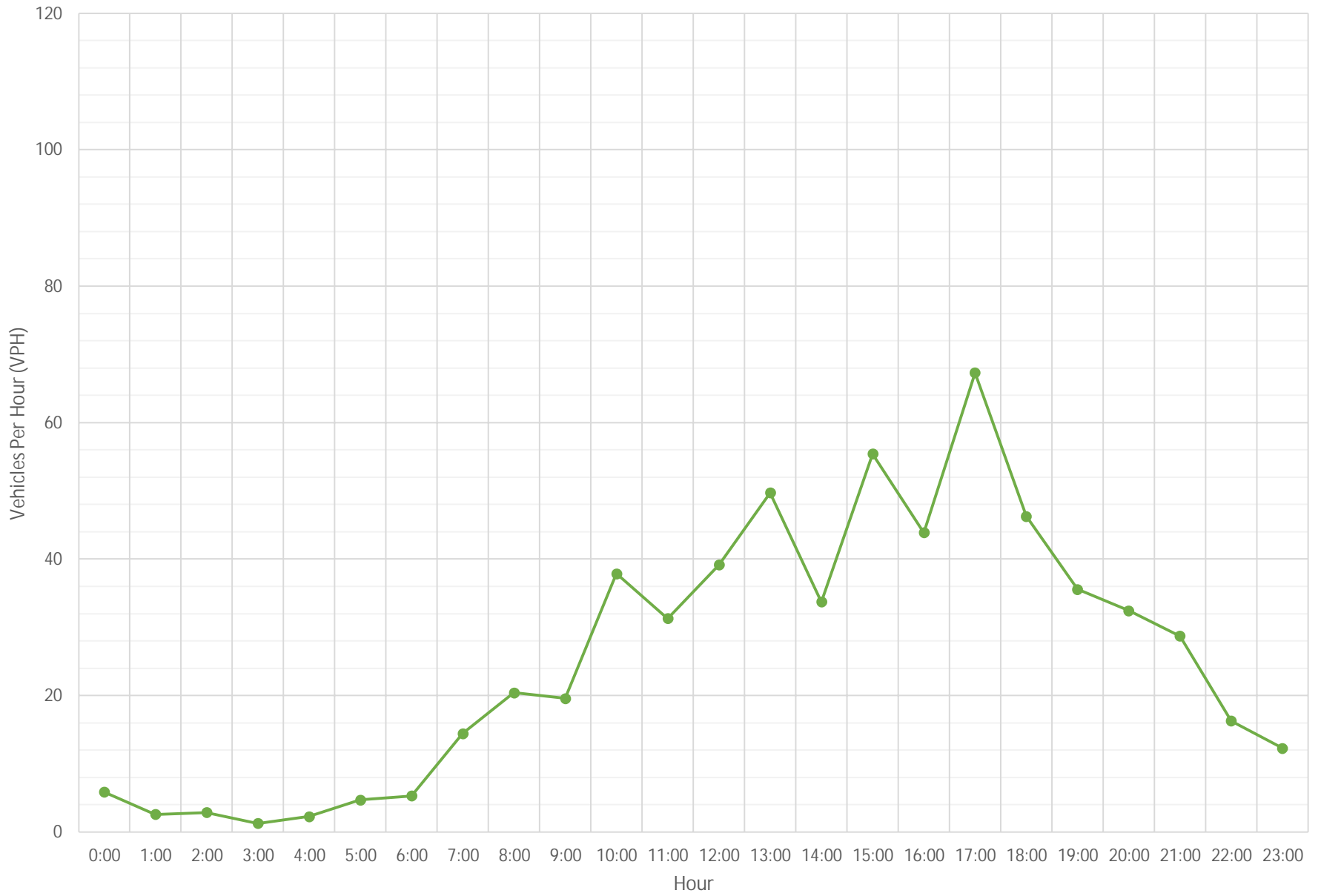
Incoming

| Eastbound Schwager Drive Daily Count and Speed Average -Starin Road Open | | | | | | | | | | | |
|--|--------|---------|-----------|----------|--------|----------|--------|--------------|-------------|------------|------------------------------|
| Hour | Monday | Tuesday | Wednesday | Thursday | Friday | Saturday | Sunday | Week Day Avg | Weekend Avg | Weekly Avg | Week Day 85% Avg Speed |
| 0:00 | 7 | 7 | 6 | 5 | 8 | 6 | 2 | 7 | 4 | 6 | 32.9 |
| 1:00 | 2 | 2 | 0 | 4 | 5 | 1 | 4 | 3 | 3 | 3 | 25.7 |
| 2:00 | 2 | 2 | 4 | 2 | 4 | 3 | 3 | 3 | 3 | 3 | 34.4 |
| 3:00 | 0 | 0 | 2 | 2 | 3 | 2 | 0 | 1 | 1 | 1 | 19 |
| 4:00 | 2 | 4 | 3 | 2 | 4 | 1 | 0 | 3 | 1 | 2 | 37 |
| 5:00 | 5 | 5 | 6 | 7 | 6 | 2 | 2 | 6 | 2 | 5 | 29 |
| 6:00 | 9 | 8 | 7 | 6 | 5 | 2 | 0 | 7 | 1 | 5 | 33.6 |
| 7:00 | 24 | 24 | 23 | 11 | 13 | 4 | 2 | 19 | 3 | 14 | 35.3 |
| 8:00 | 37 | 22 | 26 | 29 | 20 | 6 | 3 | 27 | 5 | 20 | 34.8 |
| 9:00 | 31 | 28 | 23 | 19 | 20 | 7 | 9 | 24 | 8 | 20 | 35.1 |
| 10:00 | 50 | 49 | 39 | 44 | 49 | 18 | 16 | 46 | 17 | 38 | 36.5 |
| 11:00 | 35 | 35 | 37 | 31 | 38 | 24 | 19 | 35 | 22 | 31 | 35.6 |
| 12:00 | 61 | 41 | 56 | 47 | 37 | 11 | 21 | 48 | 16 | 39 | 36.2 |
| 13:00 | 71 | 66 | 56 | 71 | 50 | 13 | 21 | 63 | 17 | 50 | 35.9 |
| 14:00 | 28 | 41 | 38 | 47 | 45 | 15 | 22 | 40 | 19 | 34 | 35.6 |
| 15:00 | 80 | 63 | 72 | 78 | 50 | 18 | 27 | 69 | 23 | 55 | 36.4 |
| 16:00 | 49 | 45 | 45 | 51 | 69 | 13 | 35 | 52 | 24 | 44 | 36.2 |
| 17:00 | 81 | 56 | 76 | 98 | 75 | 22 | 63 | 77 | 43 | 67 | 36.1 |
| 18:00 | 45 | 84 | 62 | 62 | 31 | 14 | 26 | 57 | 20 | 46 | 34.6 |
| 19:00 | 36 | 31 | 32 | 44 | 25 | 37 | 44 | 34 | 41 | 36 | 34.9 |
| 20:00 | 23 | 35 | 39 | 39 | 33 | 19 | 39 | 34 | 29 | 32 | 34.8 |
| 21:00 | 34 | 21 | 51 | 36 | 16 | 12 | 31 | 32 | 22 | 29 | 36 |
| 22:00 | 13 | 15 | 24 | 21 | 9 | 6 | 26 | 16 | 16 | 16 | 35.1 |
| 23:00 | 12 | 10 | 12 | 14 | 17 | 12 | 9 | 13 | 11 | 12 | 33.6 |
| Totals | 737 | 694 | 739 | 770 | 632 | 268 | 424 | | | | |
| % of Total | 17.28% | 16.28% | 17.33% | 18.06% | 14.82% | 6.29% | 9.94% | ADT | 609 | AWDT | 714 |

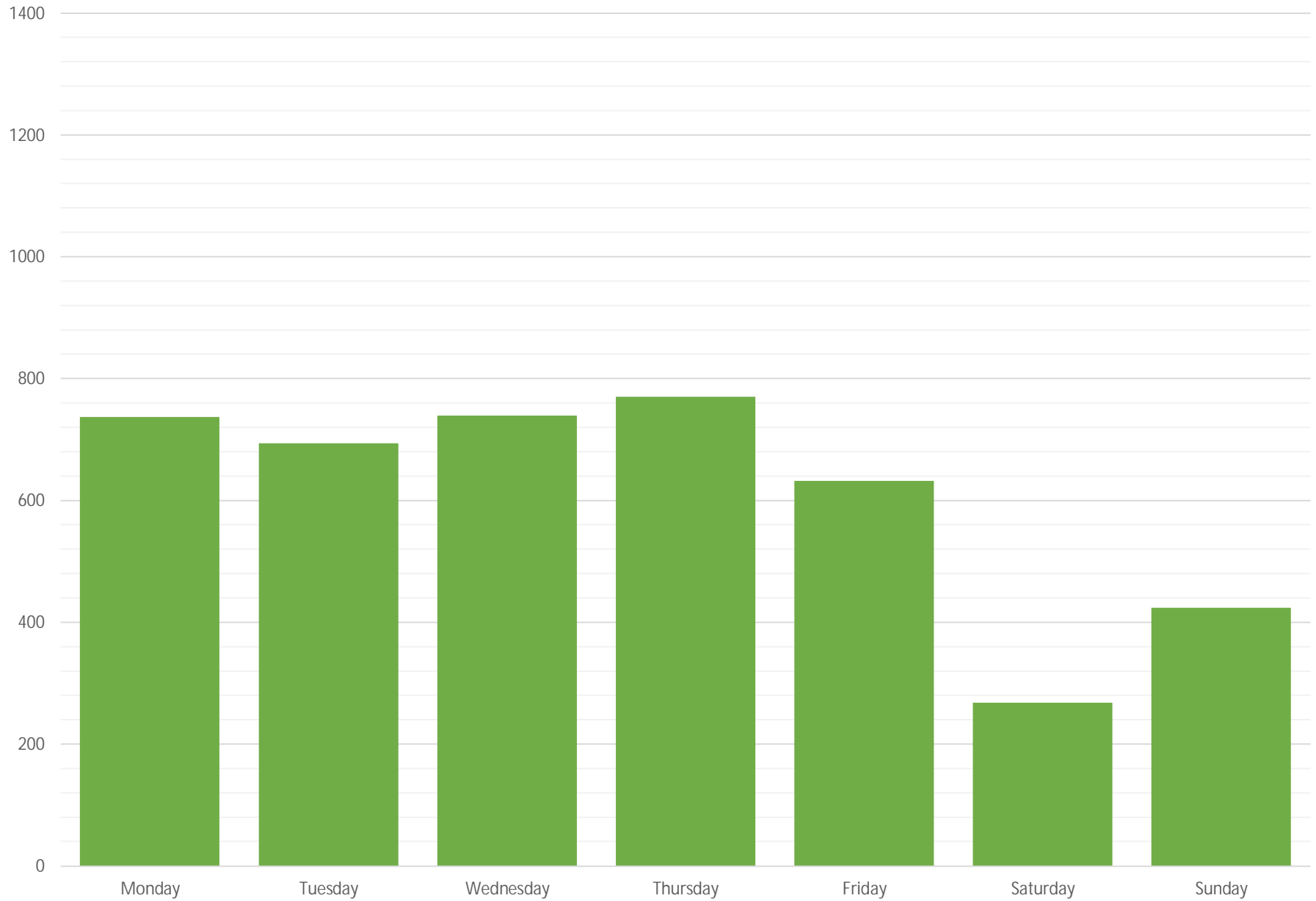
Average Week Day Hourly Traffic Volume - Schwager Drive EB - Starin Road Open



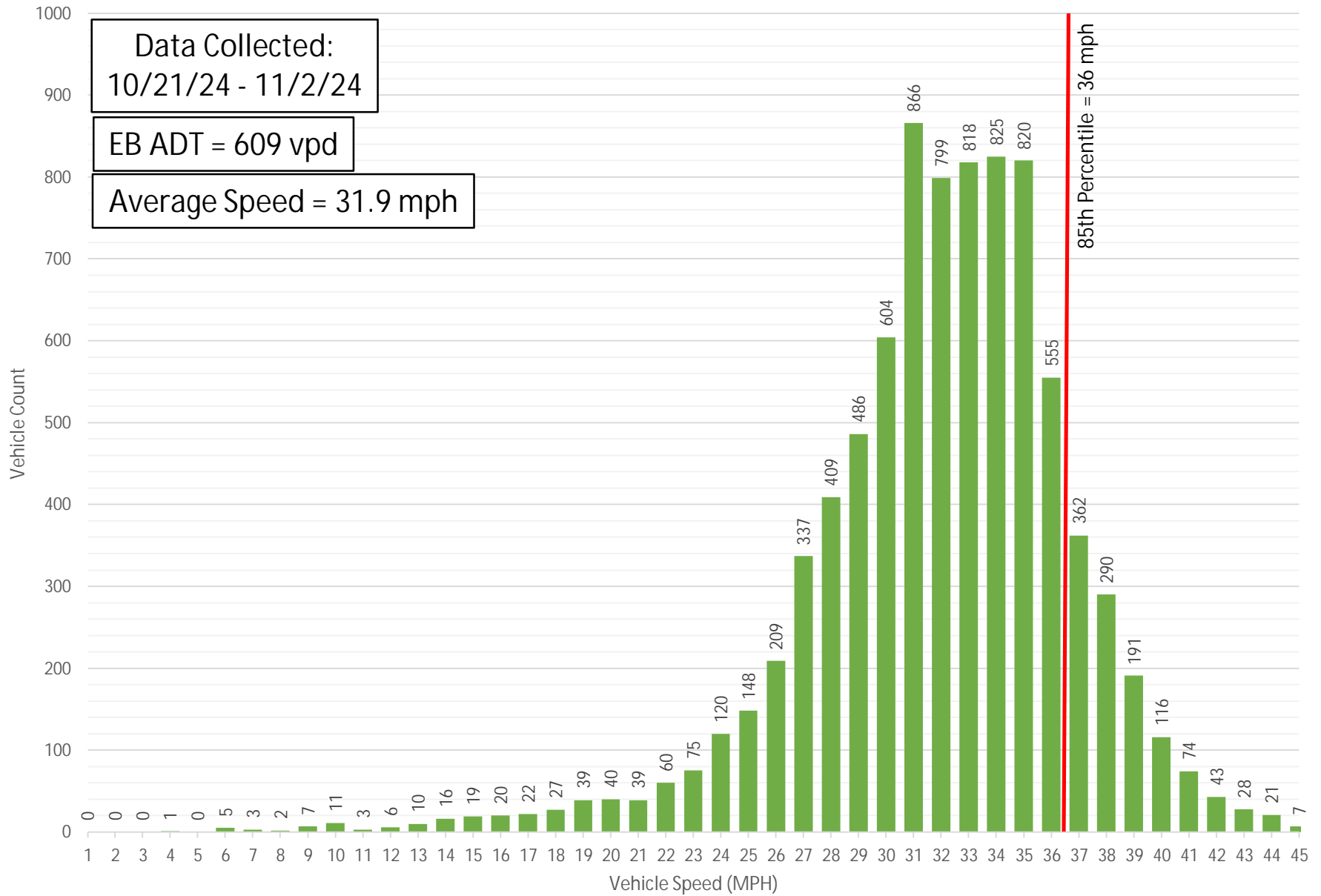
Average Daily Hourly Traffic Volume - Schwager Drive EB - Starin Road Open



Average Daily Traffic Volume - Schwager Drive EB - Starin Road Open



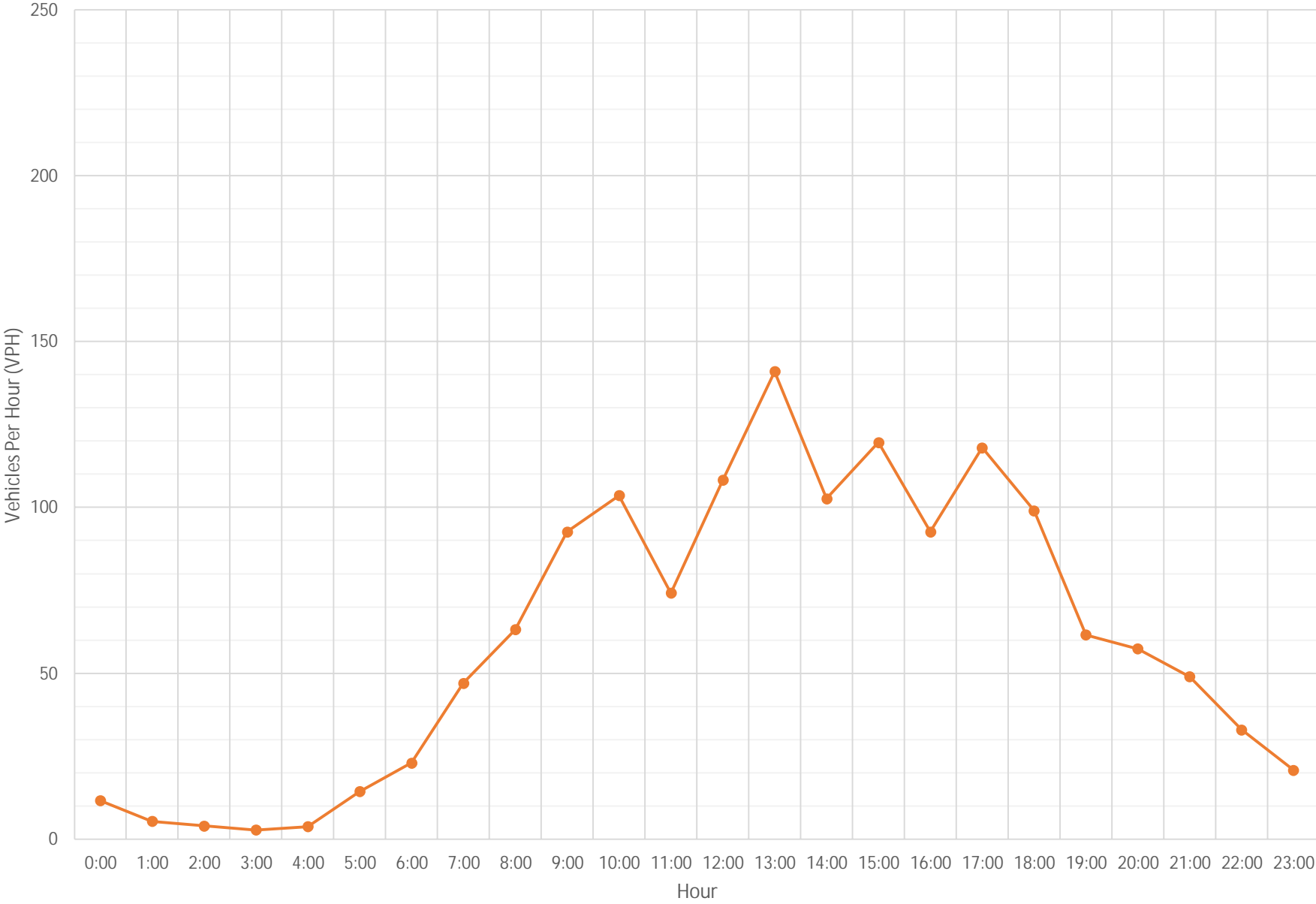
Vehicle Speed - Schwager Drive EB - Starin Road Open



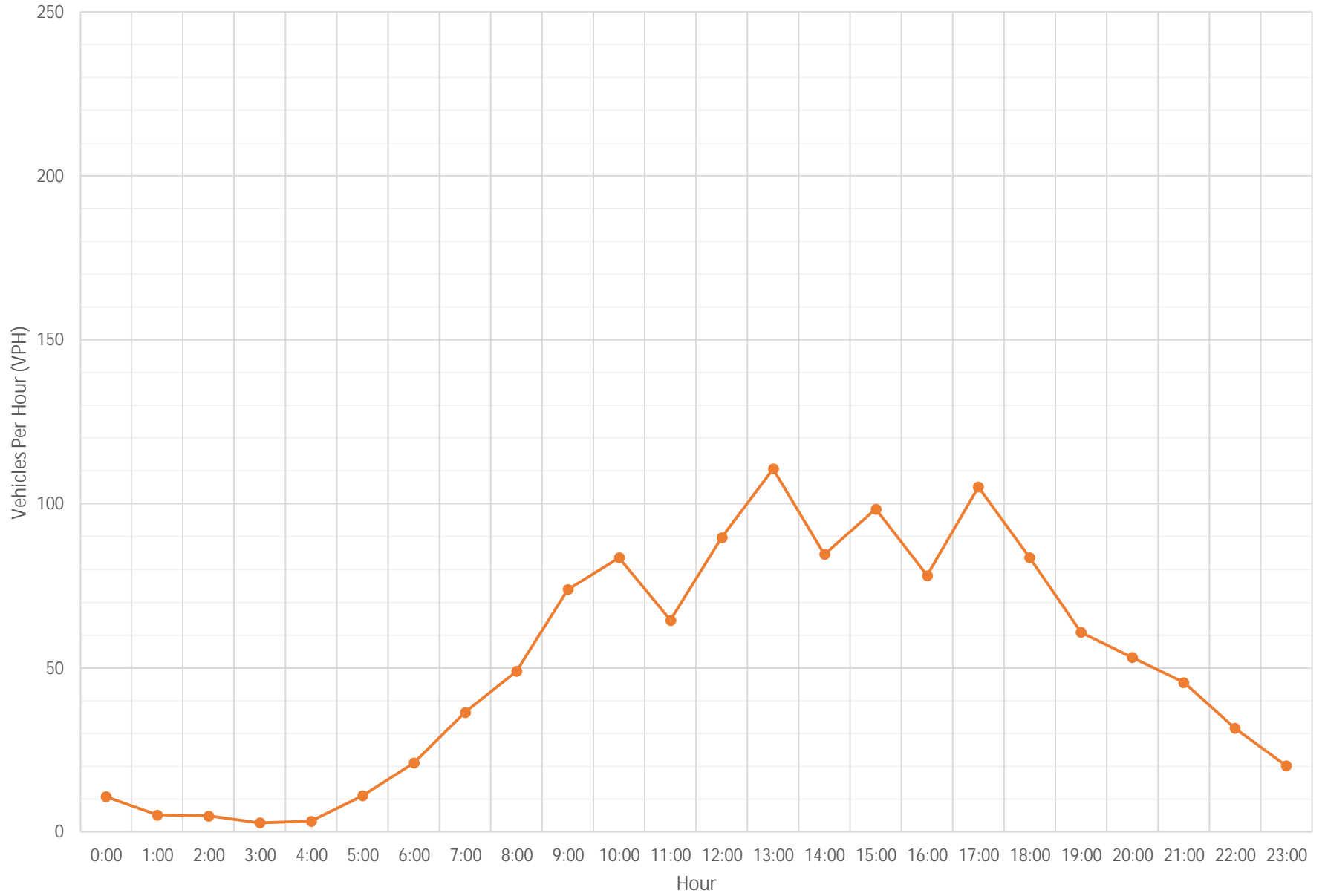
Count Location: Schwager Drive Total
 Count Begin: 10/21/2024
 Count End: 11/2/2024

| Total Schwager Drive Daily Count and Speed Average -Starin Road Open | | | | | | | | | | | |
|--|--------|---------|-----------|----------|--------|----------|--------|--------------|-------------|------------|------------------------------|
| Hour | Monday | Tuesday | Wednesday | Thursday | Friday | Saturday | Sunday | Week Day Avg | Weekend Avg | Weekly Avg | Week Day 85% Avg Speed |
| 0:00 | 12 | 11 | 13 | 10 | 12 | 12 | 5 | 12 | 9 | 11 | 32.3 |
| 1:00 | 4 | 3 | 2 | 7 | 11 | 4 | 5 | 5 | 5 | 5 | 31.8 |
| 2:00 | 2 | 3 | 4 | 3 | 8 | 10 | 4 | 4 | 7 | 5 | 34.4 |
| 3:00 | 1 | 0 | 3 | 4 | 6 | 5 | 1 | 3 | 3 | 3 | 26.3 |
| 4:00 | 2 | 5 | 3 | 3 | 6 | 3 | 1 | 4 | 2 | 3 | 37 |
| 5:00 | 17 | 9 | 20 | 14 | 12 | 3 | 2 | 14 | 3 | 11 | 29.8 |
| 6:00 | 30 | 18 | 25 | 17 | 25 | 31 | 1 | 23 | 16 | 21 | 32.5 |
| 7:00 | 59 | 55 | 54 | 36 | 31 | 16 | 4 | 47 | 10 | 36 | 34 |
| 8:00 | 74 | 62 | 66 | 63 | 51 | 19 | 8 | 63 | 14 | 49 | 33.7 |
| 9:00 | 112 | 106 | 86 | 85 | 74 | 26 | 28 | 93 | 27 | 74 | 34.6 |
| 10:00 | 111 | 107 | 99 | 110 | 91 | 34 | 33 | 104 | 34 | 84 | 35.2 |
| 11:00 | 72 | 79 | 65 | 72 | 83 | 42 | 39 | 74 | 41 | 65 | 35 |
| 12:00 | 123 | 110 | 113 | 111 | 84 | 34 | 53 | 108 | 44 | 90 | 35.4 |
| 13:00 | 143 | 148 | 123 | 148 | 143 | 29 | 41 | 141 | 35 | 111 | 35.3 |
| 14:00 | 93 | 101 | 99 | 119 | 101 | 33 | 46 | 103 | 40 | 85 | 34.9 |
| 15:00 | 125 | 113 | 122 | 134 | 104 | 39 | 52 | 120 | 46 | 98 | 35.7 |
| 16:00 | 85 | 90 | 90 | 89 | 109 | 25 | 59 | 93 | 42 | 78 | 35.3 |
| 17:00 | 121 | 91 | 116 | 143 | 119 | 43 | 103 | 118 | 73 | 105 | 35 |
| 18:00 | 92 | 113 | 118 | 115 | 57 | 34 | 56 | 99 | 45 | 84 | 34 |
| 19:00 | 63 | 61 | 66 | 69 | 49 | 50 | 68 | 62 | 59 | 61 | 34.6 |
| 20:00 | 47 | 62 | 59 | 65 | 54 | 23 | 62 | 57 | 43 | 53 | 34.3 |
| 21:00 | 48 | 36 | 71 | 57 | 33 | 24 | 50 | 49 | 37 | 46 | 35.6 |
| 22:00 | 33 | 30 | 40 | 40 | 22 | 13 | 43 | 33 | 28 | 32 | 33.8 |
| 23:00 | 17 | 14 | 20 | 28 | 25 | 19 | 18 | 21 | 19 | 20 | 32.6 |
| Totals | 1486 | 1427 | 1477 | 1542 | 1310 | 571 | 782 | | | | |
| % of Total | 17.29% | 16.60% | 17.18% | 17.94% | 15.24% | 6.64% | 9.10% | ADT | 1228 | AWDT | 1448 |

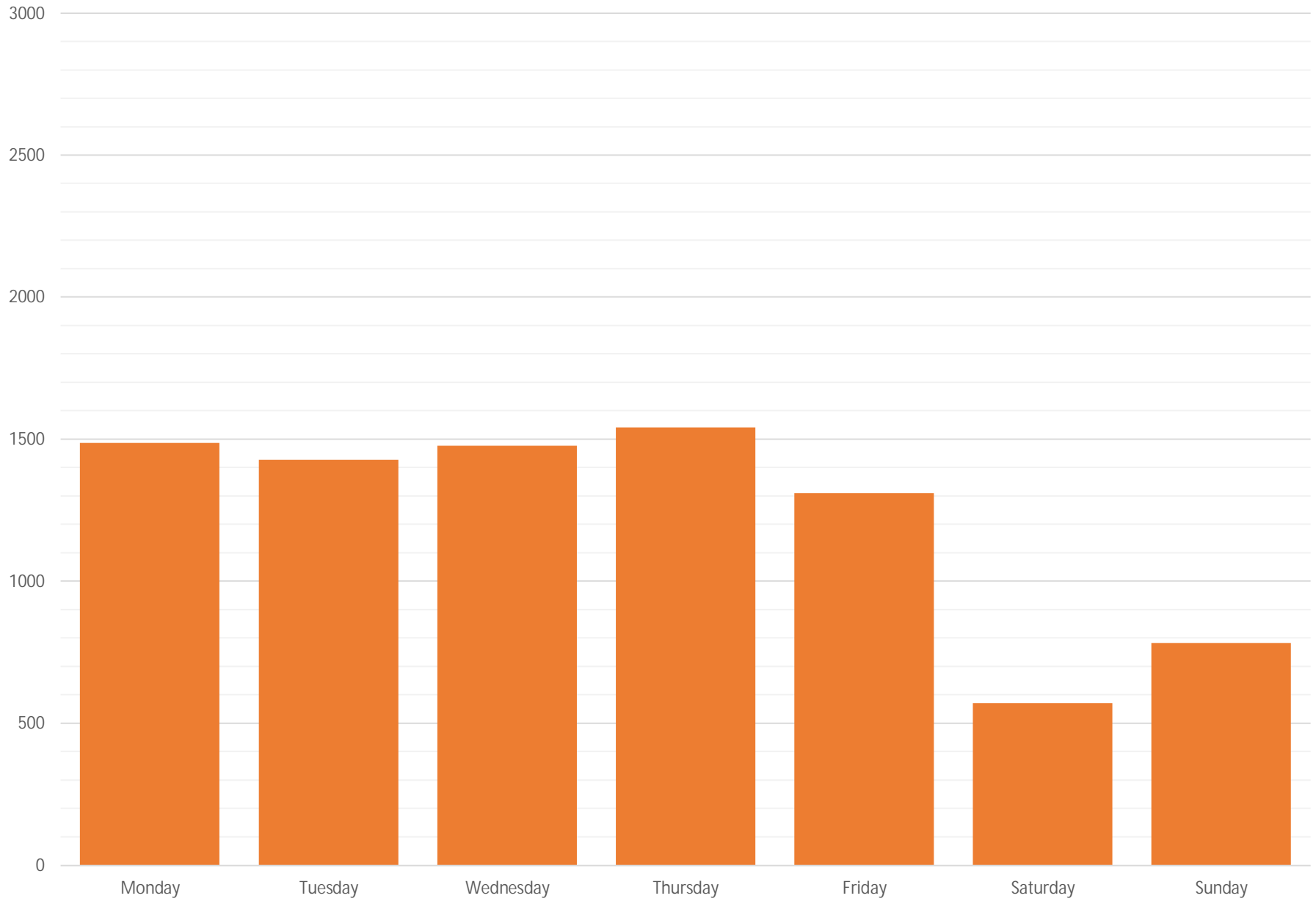
Average Week Day Hourly Traffic Volume - Schwager Drive Total - Starin Road Open



Average Daily Hourly Traffic Volume - Schwager Drive Total - Starin Road Open



Average Daily Traffic Volume - Schwager Drive Total - Starin Road Open



Vehicle Speed - Schwager Drive Total - Starin Road Open

Data Collected:
10/21/24 - 11/2/24

ADT = 1228 vpd

Average Speed = 30.6 mph

