STATUS AS OF 10/31/2023

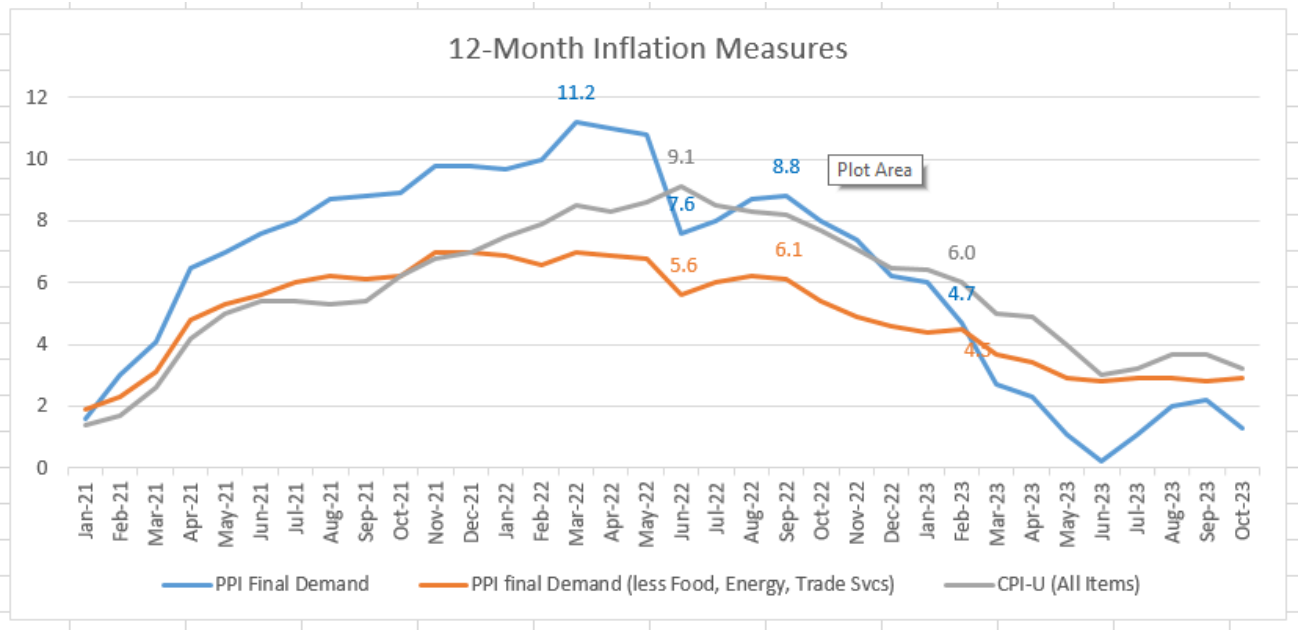

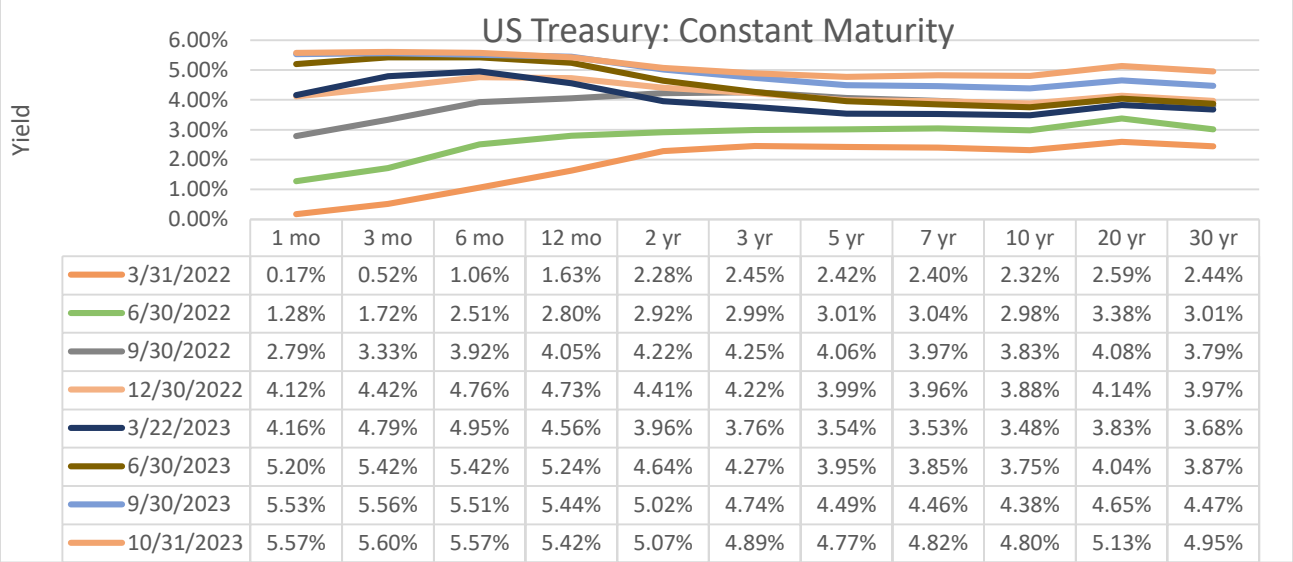

	1 mo	3 mo	6 mo	12 mo	2 yr	3 yr	5 yr	7 yr	10 yr	20 yr	30 yr
3/31/2022	0.17%	0.52%	1.06%	1.63%	2.28%	2.45%	2.42%	2.40%	2.32%	2.59%	2.44%
6/30/2022	1.28%	1.72%	2.51%	2.80%	2.92%	2.99%	3.01%	3.04%	2.98%	3.38%	3.01%
9/30/2022	2.79%	3.33%	3.92%	4.05%	4.22%	4.25%	4.06%	3.97%	3.83%	4.08%	3.79%
12/30/2022	4.12%	4.42%	4.76%	4.73%	4.41%	4.22%	3.99%	3.96%	3.88%	4.14%	3.97%
3/22/2023	4.16%	4.79%	4.95%	4.56%	3.96%	3.76%	3.54%	3.53%	3.48%	3.83%	3.68%
6/30/2023	5.20%	5.42%	5.42%	5.24%	4.64%	4.27%	3.95%	3.85%	3.75%	4.04%	3.87%
9/30/2023	5.53%	5.56%	5.51%	5.44%	5.02%	4.74%	4.49%	4.46%	4.38%	4.65%	4.47%
10/31/2023	5.57%	5.60%	5.57%	5.42%	5.07%	4.89%	4.77%	4.82%	4.80%	5.13%	4.95%

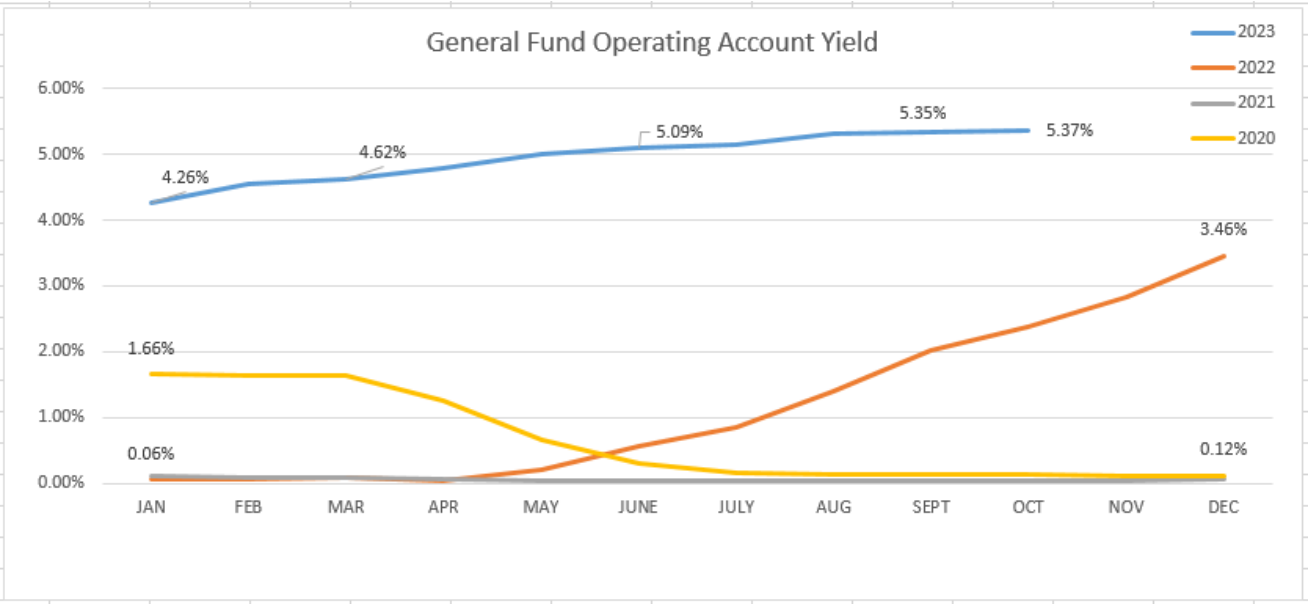
General Fund Operating Account Yield
2023
2022
2021
2020
6.00%
5.00%
4.00%
3.00%
2.00%
1.00%
0.00%
4.26%
4.62%
5.09%
5.35%
5.37%
3.46%
1.66%
0.06%
0.12%
JAN
FEB
MAR
APR
MAY
JUNE
JULY
AUG
SEPT
OCT
NOV
DEC