



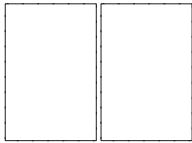
INDUSTRIA 900 SERIES

DESCRIPTION: Paver TEXTURE: HD² Polished


PALLET OVERVIEW - 900x300



PALLET OVERVIEW - 900x600



PALLET OVERVIEW - 900x900



NOTES

See page 62 to 64 for more technical information.

See page 30 for more information about applications.

900 Series HD² Polished and HD² Granitex are made-to-order, minimum order of 500 sq. ft. Deposit required. HD² Smooth is in stock with shorter lead times.

*For this application, it is recommended that this product be installed on a concrete base as designed by a local Engineer.

Specifications per pallet		Imperial	Metric
900x300	Cubing	81.38 ft²	7.56 m ²
	Approx. Weight	3 821 lbs	1 733 kg
	Number of rows	7	
	Coverage per row	11.63 ft ²	1.08 m ²

Unit dimensions		in	mm	Units/pallet
	Height	3 ⁷ / ₈	98	28 units
	Width	35 ⁷ / ₁₆	900	
	Length	11 ¹³ / ₁₆	300	

Specifications per pallet		Imperial	Metric
900x600	Cubing	81.38 ft²	7.56 m ²
	Approx. Weight	3 839 lbs	1 741 kg
	Number of rows	7	
	Coverage per row	11.63 ft ²	1.08 m ²

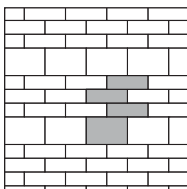
Unit dimensions		in	mm	Units/pallet
	Height	3 ⁷ / ₈	98	14 units
	Width	35 ⁷ / ₁₆	900	
	Length	23 ⁵ / ₈	600	

Specifications per pallet		Imperial	Metric
900x900	Cubing	61.00 ft²	5.67 m ²
	Approx. Weight	2 893 lbs	1 312 kg
	Number of rows	7	
	Coverage per row	8.72 ft ²	0.81 m ²

Unit dimensions		in	mm	Units/pallet
	Height	3 ⁷ / ₈	98	7 units
	Width	35 ⁷ / ₁₆	900	
	Length	35 ⁷ / ₁₆	900	

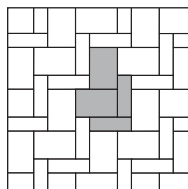
42 | Linear pattern

60% - 900x300 | 40% - 900x600



44 | Herringbone pattern

70% - 900x600 | 30% - 900x300



Patterns are for design inspiration only. The installer is responsible to calculate & purchase the correct amount of material.

