


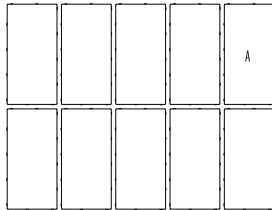
# INDUSTRIA 200 SERIES

DESCRIPTION: Paver TEXTURE: HD<sup>2</sup> Polished

## PALLET OVERVIEW - 200x200



## PALLET OVERVIEW - 200x400



### NOTES

See page 62 to 64 for more technical information.

See page 30 for more information about applications.

All 200 Series items are on order only.  
Minimum order required: 2,000 sq. ft.  
Deposit required

Specifications per pallet		Imperial	Metric
200x200	Cubing	<b>60.28 ft<sup>2</sup></b>	5.60 m <sup>2</sup>
	Approx. Weight	2 848 lbs	1 292 kg
	Number of rows	7	
	Coverage per row	8.61 ft <sup>2</sup>	0.80 m <sup>2</sup>
	Linear coverage per row	13.12 lin. ft	4 lin. m

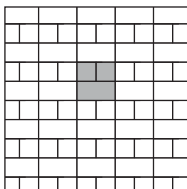
Unit dimensions		in	mm	Units/pallet
	Height	3 7/8	98	140 units
	Width	7 7/8	200	
	Length	7 7/8	200	

Specifications per pallet		Imperial	Metric
200x400	Cubing	<b>60.28 ft<sup>2</sup></b>	5.60 m <sup>2</sup>
	Approx. Weight	2 848 lbs	1 292 kg
	Number of rows	7	
	Coverage per row	8.61 ft <sup>2</sup>	0.80 m <sup>2</sup>
	Linear coverage per row	Depth 6.56 lin. ft Length 13.12 lin. ft	2 lin. m 4 lin. m

Unit dimensions		in	mm	Units/pallet
	Height	3 7/8	98	70 units
	Width	7 7/8	200	
	Length	15 3/4	400	

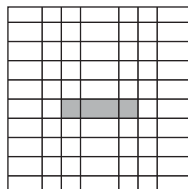
### 05 | Linear pattern

50% - 200x200 | 50% - 200x400



### 06 | Linear pattern

60% - 200x200 | 40% - 200x400



Patterns are for design inspiration only. The installer is responsible to calculate & purchase the correct amount of material.

