

NOTE:
 THE CONTRACTOR IS SPECIFICALLY CAUTIONED THAT THE LOCATION AND/OR ELEVATION OF EXISTING UTILITIES AS SHOWN ON THESE PLANS IS BASED ON DESIGN DRAWINGS, RECORDS OF THE VARIOUS UTILITY COMPANIES, AND WHERE POSSIBLE, MEASUREMENTS TAKEN IN THE FIELD. THE DESIGNER DOES NOT GUARANTEE THAT LOCATIONS SHOWN ARE EXACT. THE CONTRACTOR MUST CONTACT THE APPROPRIATE UTILITY COMPANIES AT LEAST 72 HOURS BEFORE ANY EXCAVATION TO REQUEST EXACT FIELD LOCATIONS OF UTILITIES. AS SUCH, THE GENERAL CONTRACTOR SHALL BE RESPONSIBLE FOR LOCATING AND UNCOVERING EXISTING UTILITIES IN THE VICINITY OF THE PROPOSED IMPROVEMENTS AND UTILITY CONNECTION POINTS PRIOR TO THE START OF CONSTRUCTION TO ASCERTAIN EXACT MATERIALS, LOCATIONS, ELEVATIONS, ETC. AND THEIR POTENTIAL CONFLICT WITH PROPOSED IMPROVEMENTS. GC SHALL CONSULT WITH CONSTRUCTION MANAGER AND ENGINEER AS APPROPRIATE BEFORE PROCEEDING WITH WORK.

IRRIGATION DISCLAIMER

THIS DESIGN IS DIAGRAMMATIC. ALL PIPING, VALVES, AND OTHER EQUIPMENT SHOWN WITHIN PAVED AREAS OR OUT OF PROPERTY BOUNDARIES ARE FOR DESIGN CLARIFICATION ONLY, AND SHALL BE INSTALLED IN PLANTING AREAS WITHIN THE PROPERTY LINES OR LIMITS INDICATED ON PLAN. THE IRRIGATION CONTRACTOR SHALL VERIFY THE LOCATIONS OF ALL ABOVE-GRADE IRRIGATION EQUIPMENT WITH THE OWNER'S AUTHORIZED REPRESENTATIVE PRIOR TO INSTALLATION, OR IRRIGATION CONTRACTOR MAY BE REQUIRED TO MOVE SUCH ITEMS AT HIS OWN COST.

IRRIGATION CONTRACTOR IS RESPONSIBLE FOR VERIFYING ALL FINAL QUANTITIES PER DRAWINGS AND SPECIFICATIONS. ANY QUANTITIES PROVIDED ARE PROVIDED AS A CONVENIENCE TO THE CONTRACTOR ONLY AND SHALL NOT BE CONSIDERED ABSOLUTE.

AUTOMATIC DRAIN VALVES AND AIR RELIEF VALVES

INSTALL AUTOMATIC DRAIN VALVES AT THE LOW POINTS OF EACH LATERAL LINE (MIN. 2 PER VALVE) AS PER DETAIL ON SHEET LI-2. INSTALL AIR RELIEF VALVES ON DRIP SYSTEMS AT THE LOCATIONS SHOWN ON THE PLANS, AS PER DETAILS.

SLEEVING / WIRING NOTES:

IN ADDITION TO PROVIDING SLEEVES FOR ALL PIPING UNDER ROADWAYS AND WALKWAYS, THE IRRIGATION CONTRACTOR SHALL PROVIDE AND INSTALL SCH. 40 PVC SLEEVES FOR ALL CONTROLLER WIRES OCCURRING UNDER ALL ROADWAYS AND WALKWAYS. SLEEVES FOR CONTROLLER WIRES SHALL BE 2" DIA. AND CONTAIN NO MORE THAN 25 WIRES. **FOR PLAN CLARITY, ONLY SOME REPRESENTATIVE SLEEVES ARE SHOWN; SOME SLEEVES MAY NOT BE SHOWN.**

TEMPORARY IRRIGATION

THE CONTRACTOR SHALL COORDINATE WITH THE PLANTING PLAN AND PROVIDE TEMPORARY IRRIGATION FOR THE ESTABLISHMENT OF ALL PROPOSED PLANT MATERIALS LOCATED OUTSIDE THE LIMITS OF COVERAGE PROVIDED BY THE PERMANENT SYSTEM.

CONTROLLER NOTE

LOCATE CONTROLLERS AT LOCATION SHOWN ON PLAN. VERIFY LOCATION IN FIELD WITH OWNER'S REPRESENTATIVE.

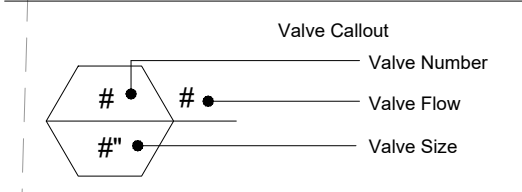
120 VAC POWER TO CONTROLLER LOCATION IS NOT WITHIN THE IRRIGATION CONTRACTOR'S SCOPE OF WORK, AND SHALL BE PROVIDED BY OTHERS. HOOK-UP OF CONTROLLER TO 120 VAC SHALL BE PERFORMED BY THE IRRIGATION CONTRACTOR. IRRIGATION CONTRACTOR SHALL COORDINATE LOCATION OF WIRE SLEEVE PENETRATIONS THROUGH BUILDING WITH OWNER AND GENERAL CONTRACTOR. STATION RUN ORDER SHALL MATCH PLANS.

RECLAIMED WATER

PURPLE PIPE AND NON POTABLE EQUIPMENT, INCLUDING VALVE BOXES, VALVE HANDLES, DRIP TUBE, AND HEAD TOPS ARE REQUIRED ON ALL ZONES INCLUDING PESB SERIES VALVES.

POINT OF CONNECTION
 CONNECT MAINLINE DOWNSTREAM OF 1 1/2" RECLAIMED WATER METER (BY OTHERS). VERIFY LOCATION IN FIELD.


VALVE KEY



IRRIGATION LEGEND

SYMBOL	MANUFACTURER/MODEL
1/1/1	RAIN BIRD R-VAN-STRIP 1806-SAM-P45, TURF ROTARY, 5'X15' (LCS AND RCS), 5'X30' (SST) HAND ADJUSTABLE MULTI-STREAM ROTARY W/ 1800 TURF SPRAY BODY ON 6.0" POP-UP, WITH CHECK VALVE AND 45 PSI IN-STEM PRESSURE REGULATOR. 1/2" NPT FEMALE THREADED INLET.
•	RAIN BIRD R-VAN14 1806-SAM-P45, TURF ROTARY, 8'-14' 45°-270° AND 360° HAND ADJUSTABLE MULTI-STREAM ROTARY W/1800 TURF SPRAY BODY ON 6.0" POP-UP, WITH CHECK VALVE AND 45 PSI IN-STEM PRESSURE REGULATOR. 1/2" NPT FEMALE THREADED INLET.
⊙	RAIN BIRD R-VAN18 1806-SAM-P45, TURF ROTARY, 13'-18' 45°-270° AND 360° HAND ADJUSTABLE MULTI-STREAM ROTARY W/1800 TURF SPRAY BODY ON 6.0" POP-UP, WITH CHECK VALVE AND 45 PSI IN-STEM PRESSURE REGULATOR. 1/2" NPT FEMALE THREADED INLET.
⊕	RAIN BIRD R-VAN24 1806-SAM-P45, TURF ROTARY, 17'-24' 45°-270° AND 360° HAND ADJUSTABLE MULTI-STREAM ROTARY W/1800 TURF SPRAY BODY ON 6.0" POP-UP, WITH CHECK VALVE AND 45 PSI IN-STEM PRESSURE REGULATOR. 1/2" NPT FEMALE THREADED INLET.
⊗	RAINBIRD 1806-SAM-PRS SERIES POP UP SPRAY HEADS WITH ADAPTER AND RAINBIRD #1402 SERIES BUBBLER NOZZLES. (TWO PER TREE)
⊠	SEE INSTALLATION NOTE #N-5 REGARDING TREE BUBBLER LATERAL PIPE
⊡	RAINBIRD RWS ROOT WATERING SYSTEM MODEL RWS-M-B-C-1402 WITH RWS-SOCK. (TWO PER TREE)
⊛	RAINBIRD 5004PCSAMR, ADJUSTABLE ARC 4" POP UP ROTARY HEAD, PART CIRCLE, #1.5 LA NOZZLE UNLESS NOTED OTHERWISE
⊜	RAINBIRD 5004PCSAMR, ADJUSTABLE ARC 4" POP UP ROTARY HEAD, PART CIRCLE, #2.5 NOZZLE UNLESS NOTED OTHERWISE
⊝	RAINBIRD XCZ-100-PRB-COM / 150-PRB-COM SERIES AUTOMATIC DRIP VALVE ASSEMBLY WITH 40 PSI PRESSURE REGULATOR XCZ-100-PRB-COM - 1" BALL VALVE WITH 1" PESB VALVE AND 1" PRESSURE REGULATING 40PSI QUICK-CHECK BASKET FILTER. 0.3GPM TO 20GPM.
⊞	XCZ-150-PRB-LCDR - 1-1/2" PESB-R SCRUBBER GLOBE VALVE WITH SINGLE 1-1/2" PRESSURE REGULATING (40PSI) QUICK-CHECK BASKET FILTERS. FLOW RANGE: 15-62GPM.
⊕	RAINBIRD PESB SERIES ELECTRIC REMOTE CONTROL, "TREE BUBBLER ZONE" VALVE SEE INSTALLATION NOTE #N-5 REGARDING TREE BUBBLER LATERAL PIPE
⊖	RAINBIRD PESB SERIES 1", 1-1/2", 2" PLASTIC INDUSTRIAL VALVES. LOW FLOW OPERATING CAPABILITY, GLOBE CONFIGURATION.
▨	AREA TO RECEIVE DRIPLINE RAINBIRD XFSP-CV-06-12 SERIES DRIP TUBE IN SHRUB BED INSTALLED AT 2" DEPTH
▩	AREA TO RECEIVE DRIPLINE RAINBIRD XFSP-CV-06-12 SERIES DRIP TUBE IN NARROW TURF AREAS INSTALLED AT 4" DEPTH
⊞	ZURN / WILKINS 375XLB SERIES REDUCED PRESSURE TYPE BACKFLOW PREVENTOR INSTALLED PER CITY CODE WITH SAME SIZE BRONZE BALL VALVE INSTALLED ON THE UP-STREAM SIDE. MOUNTED IN STRONGBOX SMOOTH TOUCH ENCLOSURE.
⊞	LASCO "V" SERIES SCH. 80 PVC TRUE UNION BALL VALVE, MAINLINE SIZE
⊞	IRRIGATION WATER METER AND TAP (BY OTHERS) SIZE AS NOTED ON THE PLAN
⊞	RAINBIRD 33DLRC QUICK COUPLER, 3/4"
⊞	RAINBIRD ESP12LXMEF2P SERIES AUTOMATIC WALL MOUNT CONTROLLER WITH TWO ESPLXMS12 STATION MODULES
⊞	RAINBIRD WR2-RFC RAIN / FREEZE SENSOR - CONFIRM SENSOR LOCATION WITH OWNERS REPRESENTATIVE
⊞	1 1/2" RAINBIRD MASTER VALVE MODEL # 150-EFB-CP WITH RAINBIRD FLOW SENSOR MODEL #FS150B SERIES

Scale 1" = 30'
 NOTE: PRINTED DRAWING SIZE MAY HAVE CHANGED FROM ORIGINAL. VERIFY SCALE USING BAR SCALE ABOVE.



REV.	DATE	COMMENTS
2	04/12/24	AGENCY COMMENTS
1	03/27/24	Agency Comments

THIS PLAN SET IS FOR PERMITTING PURPOSES ONLY AND MAY NOT BE USED FOR CONSTRUCTION

PROJECT: HIX SNEDEKER COMPANIES, LLC
 Prop. Retail Sales & Services Establishment
 PERSIMON BLVD & SEMINOLE PRATT WHITNEY RD
 WESTLAKE, PALM BEACH COUNTY, FLORIDA

DYNAMIC ENGINEERING
 LAND DEVELOPMENT CONSULTING • PERMITTING
 GEOTECHNICAL • ENVIRONMENTAL
 TRAFFIC • SURVEY • PLANNING & ZONING

100 NE 5th Avenue
 Suite B2
 Delray Beach, FL 33483
 1: 451.921.8570

Offices conveniently located at:
 LAKE CHARLES, NEW JERSEY • 1-732-974-0170
 CHERRY HILL, NEW JERSEY • 1-856-879-9229
 MARLTON, NEW JERSEY • 1-856-584-2020
 NEWARK, NEW JERSEY • 1-973-752-7200
 TOWSON, NEW JERSEY • 1-732-947-0170
 NEWPORT NEWS, VIRGINIA • 1-202-652-0275
 PHOENIX, ARIZONA • 1-602-952-0888
 BETHESDA, PENNSYLVANIA • 1-481-284-4027
 ALBUQUERQUE, NEW MEXICO • 1-505-262-2020
 ALBUQUERQUE, NEW MEXICO • 1-505-262-2020
 COLUMBIANA, MISSISSIPPI • 1-601-949-8100
 ANNAPOLIS, MARYLAND • 410-542-5000

Florida Certificate of Authorization: NS, 32533
 www.dynamiccec.com


Digitally signed by Mary N Bates
 Reason: LA6666711
 State of Florida
 Date: 2024.04.17
 00:07:26 -06'00'

811 PROTECT YOURSELF
 ALL STATES REQUIRE NOTIFICATION OF DIGITATORS, DESIGNERS, OR ANY PERSON PREPARING TO DISTURB THE EARTH'S SURFACE ANYWHERE IN ANY STATE.
 Call before you dig.
 FOR STATE SPECIFIC DIRECT PHONE NUMBERS VISIT: WWW.CALL811.COM

TITLE: IRRIGATION PLAN

SCALE: (H) 02/08/2024
 PROJECT No: 2451-23-04281

SHEET No: LI-1



EVERGREEN DESIGN GROUP
 (800) 680-6630
 2255 Glades Rd, Suite 324A
 Boca Raton, FL 33431
 www.EvergreenDesignGroup.com
 LA #6666710