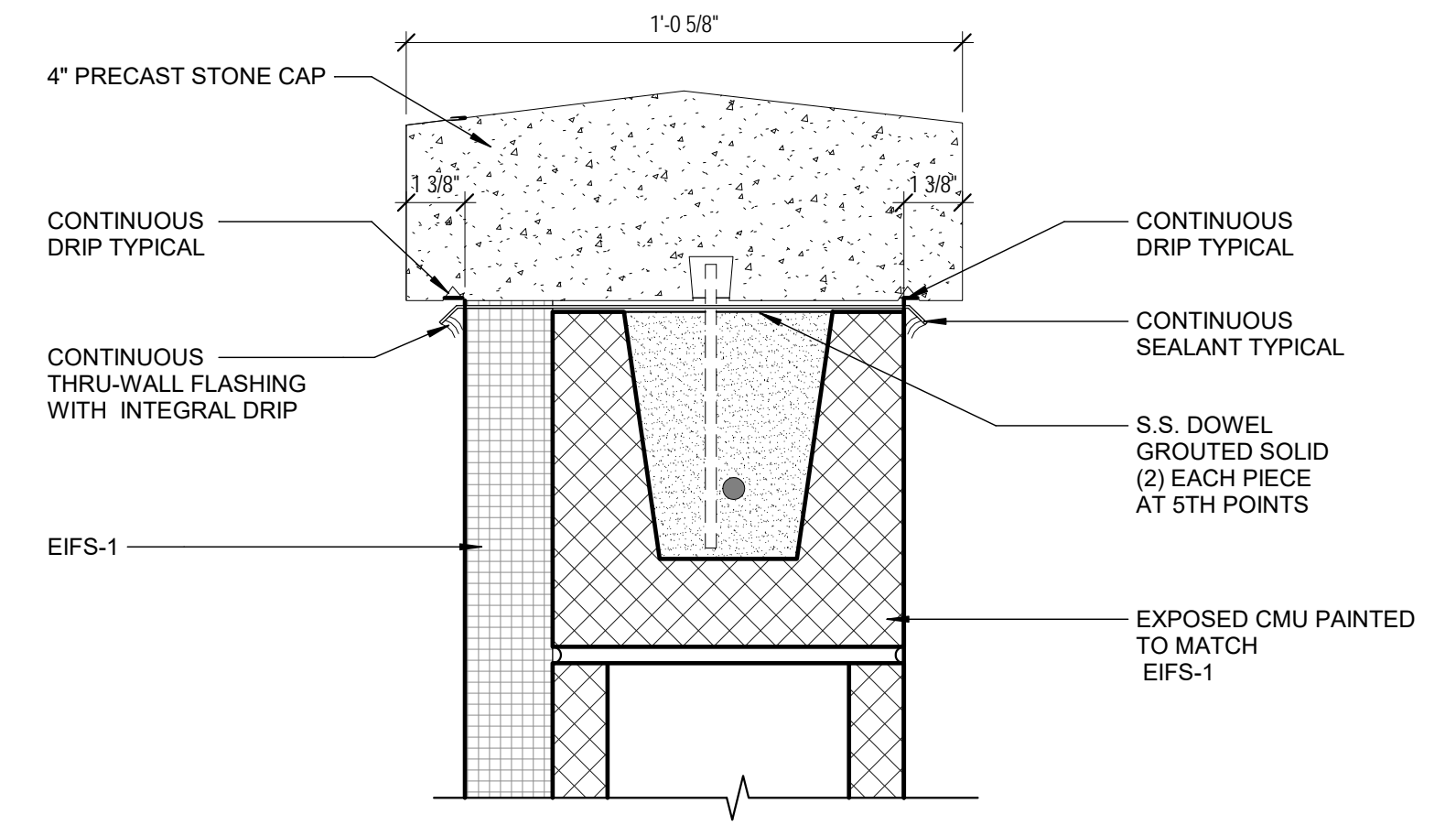
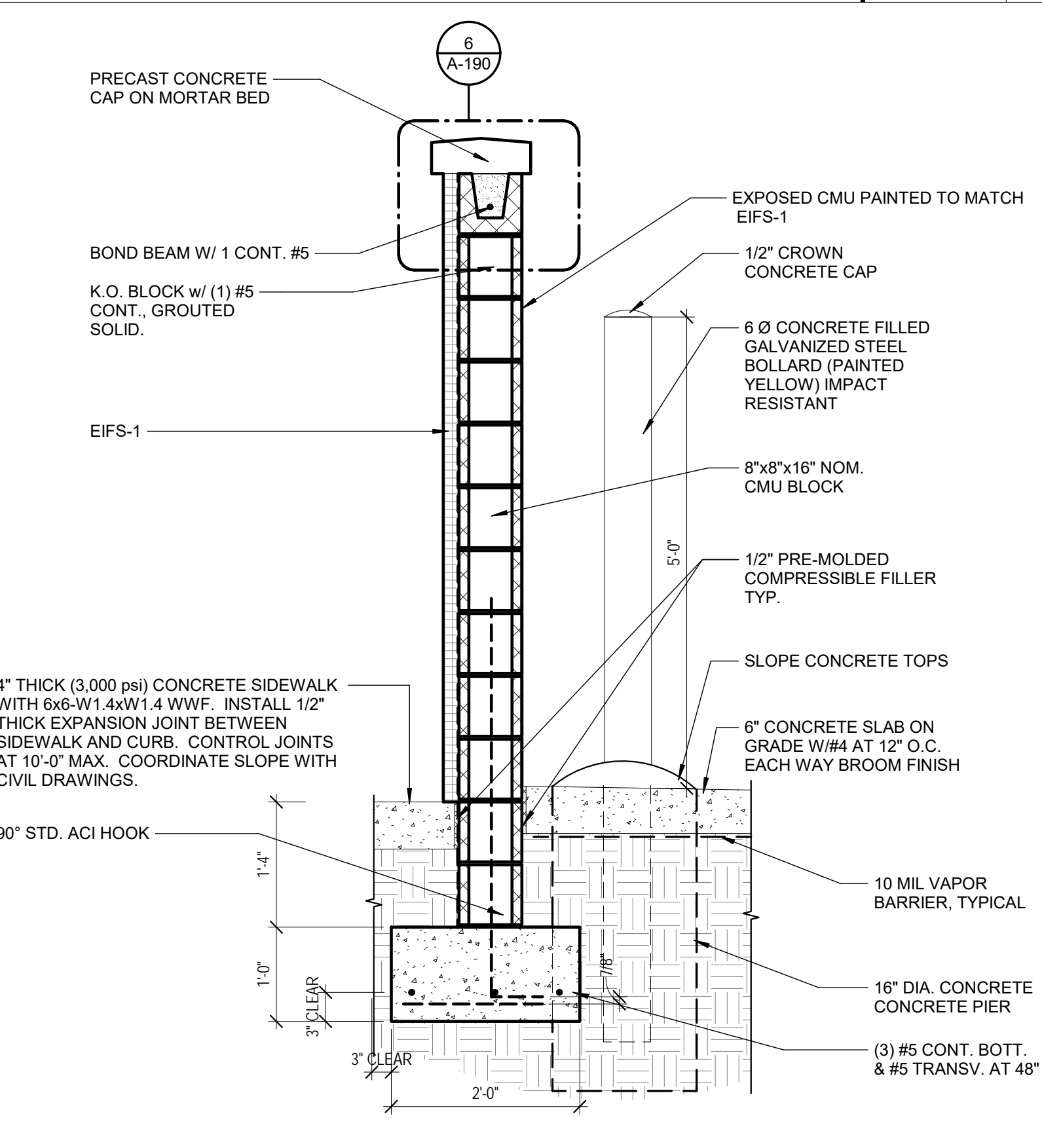


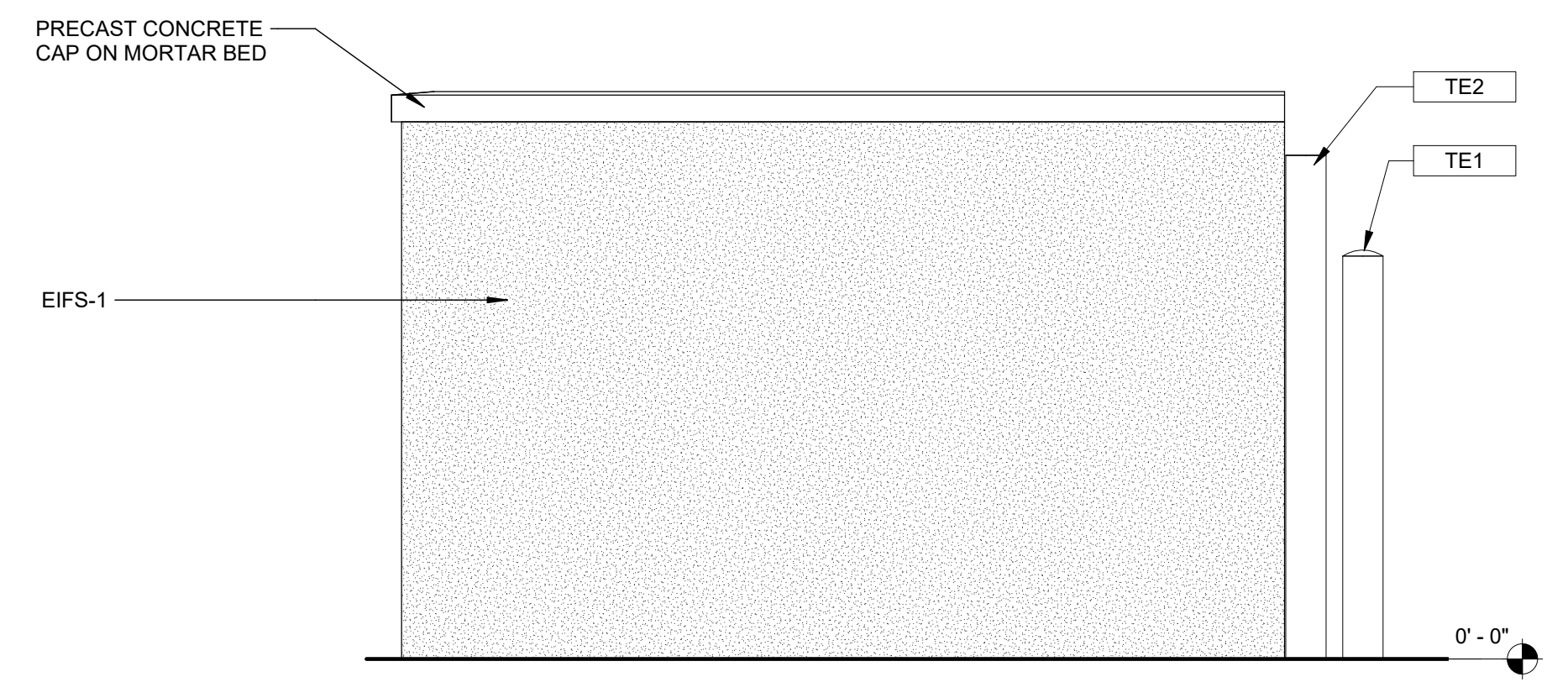
TRASH ENCLOSURE PLAN | 1/2" = 1'-0" | 1



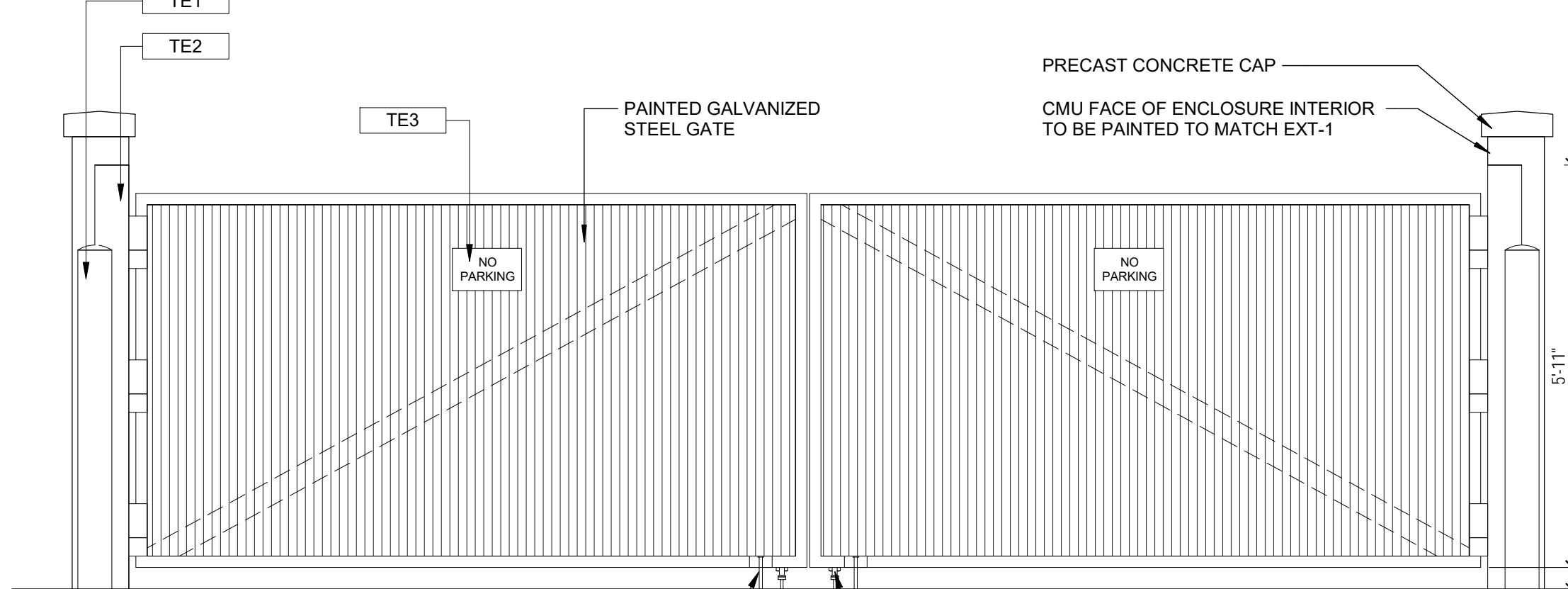
CAP SECTION | 3" = 1'-0" | 6



TRASH ENCLOSURE WALL SECTION | 3/4" = 1'-0" | 4



TRASH ENCLOSURE SIDE ELEVATION | 1/2" = 1'-0" | 2



TRASH ENCLOSURE FRONT ELEVATION | 1/2" = 1'-0" | 3

GENERAL NOTES:

- ALL DIMENSIONS ARE FROM EXTERIOR FACE OF SHEATHING U.N.O.
- REFER TO CIVIL PLAN FOR NORTH ORIENTATION
- EDGE OF DOOR JAMB SHALL BE MINIMUM 4" FROM INTERSECTING WALL UNLESS OTHERWISE NOTED OR AS REQUIRED FOR HARDWARE INSTALLATION.
- SEE SHEET A-620 FOR PARTITION TYPES.
- LOCATION AND NUMBER OF FIRE EXTINGUISHERS ARE TO BE INSTALLED PER THE DIRECTION OF THE LOCAL AUTHORITIES AND NFPA 13.
- ALL INTERIOR FINISHES ARE TO COMPLY WITH THE REQUIREMENTS AS SET FORTH IN THE CURRENT STANDARD EDITION OF ALL GOVERNING CODES, REGULATIONS AND ORDINANCES HAVING JURISDICTION OVER THE SCOPE OF WORK.
- CONTRACTOR WILL SECURE ALL BUILDING PERMITS & INSPECTIONS NECESSARY FOR THE CONSTRUCTION OF THE PACE.
- DRAWINGS ARE NOT TO BE SCALED FOR INFORMATION.
- CONTRACTOR SHALL COORDINATE ALL WOOD BLOCKING, STEEL SUPPORTS AND ANY OTHER ITEMS WHICH ARE IMBEDDED IN DRYWALL PARTITIONS OR ENCLOSURES WHICH RELATE TO HIS WORK OR THE WORK OF ANY SEPARATE CONTRACTORS ALL WOOD BLOCKING, BRIDGINGS, BRACING, FRAMING, ETC., SHALL BE FIRE RETARDANT TREATED AS CALLED FOR BY THE GOVERNING BUILDING CODE AND THE CONTRACTOR MUST SUBMIT AFFIDAVITS OF SUCH FIRE TREATMENT TO THE OWNERSHIP.
- REFER TO EXTERIOR ELEVATIONS AND WINDOW / DOOR SCHEDULE FOR ADDITIONAL STOREFRONT INFORMATION
- REFERENCE ENGINEERING PLANS FOR PLUMBING, ELECTRICAL EQUIPMENT AND SYSTEMS. CONTRACTOR TO VERIFY AND COORDINATE PLUMBING ROUGH-IN DIMENSIONS WITH PLUMBER.
- CONTRACTOR TO VERIFY SIZE AND LOCATION OF DRIVE-UP BANKING EQUIPMENT WITH EQUIPMENT VENDOR PRIOR TO CONSTRUCTION
- CONTRACTOR TO VERIFY SIZE AND LOCATION OF ALL STEEL PIPE BOLLARDS AROUND DRIVE-UP BANKING MACHINES WITH EQUIPMENT VENDOR PRIOR TO CONSTRUCTION
- CONTRACTOR TO VERIFY ALL ELECTRICAL REQUIREMENTS OF DRIVE-UP BANKING MACHINES PRIOR TO CONSTRUCTION
- CONTRACTOR TO COORDINATE MAXIMUM EXTERIOR WALL THICKNESS AT NIGHT DROP WITH EQUIPMENT VENDOR
- CONTRACTOR TO VERIFY ALL REQUIREMENTS, SIZE AND LOCATION OF NIGHT DEPOSIT WITH BANKING EQUIPMENT WITH EQUIPMENT VENDOR PRIOR TO CONSTRUCTION
- CONTRACTOR TO FRAME FOR DRIVE-UP OPEN / CLOSE RECESSED SIGNAGE. VERIFY SIZE AND REQUIREMENTS WITH OWNER FURNISHED VENDOR.
- CONTRACTOR TO SET BANKING EQUIPMENT TEMPLATES. EQUIPMENT VENDOR TO VERIFY CORRECT PLACEMENT AND TO COORDINATE WITH CONTRACTOR FOR PROPER PLACEMENT
- NO ADJUSTMENT TO THE CONTRACT AMOUNT WILL BE GIVEN FOR THE CONTRACTOR NOT FULLY ACQUITTING HIMSELF WITH EQUIPMENT VENDOR REQUIREMENTS.
- COORDINATE PINK NOISE LOCATION WITH VENDOR. REFER TO ELECTRICAL DRAWINGS.
- ALL PAINTED STEEL PIPE BOLLARDS ARE TO RECEIVE A BOLLARD COVER TYPICAL
- ALL INTERIOR DIMENSIONS ARE FROM FINISHED FACE UNLESS INDICATED OTHERWISE.
- REFER TO SHEET A-600 SERIES FOR DOOR AND WINDOW SCHEDULE ALL DIMENSIONS ARE FROM FINISHED FACE UNLESS INDICATED OTHERWISE.
- ALL PLYWOOD SHEATHING SHALL BE FRT.

TRASH ENCLOSURE KEY NOTES

TAG	DESCRIPTION
TE1	6" DIA. CONCRETE FILLED GALVANIZED STEEL BOLLARD (PAINTED YELLOW)
TE2	6" DIA. STEEL GATE POST WITH SELF CLOSING HINGE (PAINTED EXT-8)
TE3	SIGNAGE "NO PARKING" SHALL MEET SOLID WASTE ORDINANCE
TE4	STEEL CANE BOLT ONE PER GATE (BASIS OF DESIGN: STANLEY HARDWARE #1010) WELD TO STEEL PLATE (4"x14"x1/4") ON GATE
TE5	SUPPORT WHEEL ONE PER GATE BASIS OF DESIGN: GRAINGER #1VJDS WHEEL

EXTERIOR FINISH SCHEDULE

ITEM	EXTERIOR FINISH	MANUFACTURER	COLOR	COMMENTS
ACM-1	ALUMINUM COMPOSITE METAL PANEL	ALCOA ARCHITECTURAL REYNOBOND	CUSTOM FIFTH THIRD BLUE	
ACM-2	ALUMINUM COMPOSITE METAL PANEL	ALCOA ARCHITECTURAL REYNOBOND	CUSTOM FIFTH THIRD GREEN	
ACM-3	ALUMINUM COMPOSITE METAL PANEL	ALCOA ARCHITECTURAL REYNOBOND	TO MATCH Gauntlet Gray (#SW 7019)	
AL-1	ALUMINUM CURTAINWALL	CLEAR ANODIZED ALUMINUM	TO MATCH Gauntlet Gray (#SW 7019)	
AL-2	ALUMINUM STOREFRONT	CLEAR ANODIZED ALUMINUM	TO MATCH Gauntlet Gray (#SW 7019)	
EIFS-1	EIFS BARRIER SYSTEM	DRYVIT (FINE FINISH)	DOVER SKY	3" EIFS SYSTEM - TYP.
EIFS-2	EIFS BARRIER SYSTEM	DRYVIT (FINE FINISH)	DOVER SKY	2" EIFS SYSTEM - DRIVE THRU CANOPY
EIFS-3	EIFS BARRIER SYSTEM	DRYVIT (FINE FINISH)	DOVER SKY	5" EIFS SYSTEM - VESTIBULE PARAPET
EXT-1	STANDARD MODULAR BRICK VENEER	ACME BRICK	SLATE GRAY	MORTAR MANUFACTURER: COOSA, MORTAR COLOR: OLD LIME PUTTY
EXT-2	PREFINISHED METAL COPING	PAC-CLAD PETERSON	Gauntlet Gray (#SW 7019)	
EXT-3	STANDARD MODULAR BRICK SILL/WATERTABLE	ACME BRICK	WESTCHESTER SMOOTH-ACME BRICK	MORTAR MANUFACTURER: COOSA, MORTAR COLOR: OLD LIME PUTTY
FY-1	CORNICE MOULDING	FYPON	WHITE	PART CODE: MLD472-12

THESE DRAWINGS AND PLANS, ANY REPRODUCTION THEREOF, AND ANY CAD OR ELECTRONIC FILE OF THESE DRAWINGS AND PLANS HEREINAFTER ("FILES") ARE THE SOLE AND EXCLUSIVE PROPERTY OF BDG ARCHITECTS AND MAY NOT BE REPRODUCED, PUBLISHED, INCORPORATED OR USED IN ANY WAY WITHOUT THE EXPRESS WRITTEN PERMISSION OF BDG ARCHITECTS. USE OF THESE PLANS FOR CONSTRUCTION SHALL BE CONSIDERED ACCEPTANCE OF THE TERMS CONTAINED HEREIN AND THE WRITTEN APPROVAL OF BDG ARCHITECTS. ANY CHANGES TO THESE PLANS, REGARDLESS OF HOW MINOR, WITHOUT THE EXPRESS WRITTEN APPROVAL OF BDG ARCHITECTS, SHALL BE AT THE USER'S SOLE RISK. THE USER SHALL NOT BE HELD LIABLE FOR ANY DAMAGES, INCLUDING REASONABLE ATTORNEY'S FEES, ARISING OUT OF OR RELATED TO THE USER'S USE OF THESE PLANS FOR ANY REASON, WITHOUT THE EXPRESS WRITTEN APPROVAL OF BDG ARCHITECTS. ANY AUTOMATICALLY RELEASED OR OTHERWISE RELEASED INFORMATION OR DATA, INCLUDING BUT NOT LIMITED TO, THE USER'S NAME, ADDRESS, PHONE NUMBER, AND OTHER INFORMATION, SHALL BE THE PROPERTY OF BDG ARCHITECTS AND SHALL NOT BE DISCLOSED OR MADE AVAILABLE TO ANY OTHER PARTY WITHOUT THE EXPRESS WRITTEN APPROVAL OF BDG ARCHITECTS. THE USER SHALL BE RESPONSIBLE FOR OBTAINING ALL NECESSARY PERMITS AND APPROVALS FROM ALL APPLICABLE AGENCIES AND AUTHORITIES. THE USER SHALL BE RESPONSIBLE FOR OBTAINING ALL NECESSARY PERMITS AND APPROVALS FROM ALL APPLICABLE AGENCIES AND AUTHORITIES. THE USER SHALL BE RESPONSIBLE FOR OBTAINING ALL NECESSARY PERMITS AND APPROVALS FROM ALL APPLICABLE AGENCIES AND AUTHORITIES.

ISSUE	BY	DATE	DESCRIPTION
-	MC	03-22-23	PERMIT SET

PROJECT INFORMATION BLOCK			
JOB #	220674		
DATE:	03/22/23		
DRAWN BY:	MC		
CHECKED BY:	JQ		

SHEET TITLE  
TRASH ENCLOSURE AND DETAILS  
SHEET NUMBER

NOTE: PROJECT NORTH IS FOR CONSTRUCTION PURPOSES ONLY. REFER TO CIVIL DRAWING FOR TRUE NORTH AND CORRECT BUILDING ORIENTATION AS IT RELATES TO THE SITE.

A-190



400 N Ashley Drive, Suite 600 Tampa, FL 33602  
P: 813-323-9233 Lic. # AA-0003590 W: www.bdgflp.com



FIFTH THIRD BANK  
WESTLAKE  
SEMINOLE PRATT WHITNEY ROAD & PERSIMMON BOULEVARD WEST WESTLAKE, FLORIDA 33470