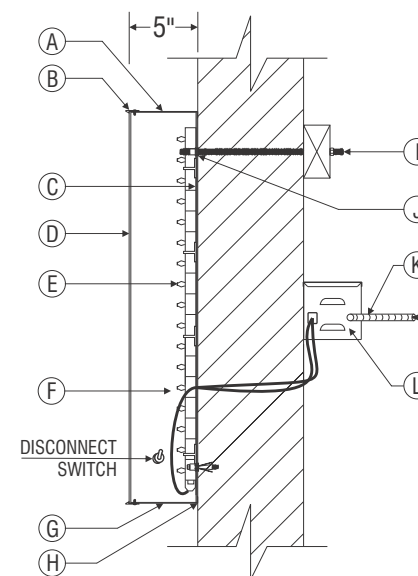





**L.E.D. CHANNEL LETTER MOUNTING DETAIL (EXTERIOR)**

- A. .050" X 5" ALUMINUM RETURNS TO BE PAINTED MATTE WHITE
- B. 1" RED JEWELITE
- C. .063" ALUMINUM BACKS
- D. .150" FLAT RED PCB FACES
- E. RED GE TETRA MAX LEDS
- F. POWER CABLE LOW VOLTAGE SHIELDED W/ STRAIN RELIEF STARTING FROM POWER SUPPLY THEN LETTER TO LETTER (BEHIND FASCIA)
- G. 1/4" WEEP HOLES AS REQUIRED (FOR EXTERIOR INSTALLATION ONLY)

- H. SILICONE BEAD AROUND THE INSIDE OF RETURN AND BACK TO SEAL FROM WATER LEAKAGE
- I. 1/4" LAGBOLTS OR 3/8" THREADED RODS WITH 2" X 4" WOOD BLOCKING AS REQ'D
- J. 3/8" RIV NUTS
- K. 1/2" SEALTITE CONDUIT RUNNING TO SECONDARY CONNECTION
- \* NOTE: GENERAL CONTRACTOR TO HAVE PRIMARY CONNECTION HOOKED UP
- L. STANDARD POWER SUPPLY HOUSED IN A WEATHERPROOF SHEET METAL BOX



TYPICAL WALL SECTION:  
NOT TO SCALE



**ENTERA**

Your total branding solution

5900 VENTURE CROSSINGS BLVD

PANAMA CITY, FL 32409

PH: 850-763-7982

FAX: 850-392-0673

www.enterabrading.com

THIS DOCUMENT CONTAINS PROPRIETARY AND CONFIDENTIAL INFORMATION OF ENTERA, LLC. AND SHALL NOT BE USED, DISCLOSED OR REPRODUCED, IN WHOLE OR IN PART, FOR ANY PURPOSE OTHER THAN TO EVALUATE THIS DOCUMENT, WITHOUT THE PRIOR WRITTEN CONSENT OF ENTERA, LLC. TITLE IN AND TO THIS DOCUMENT AND ALL INFORMATION CONTAINED HEREIN REMAINS AT ALL TIMES PROPERTY OF ENTERA, LLC.

**COLOR NOTES**

LETTER FACE: RED PCB

LOGO:

RETURN: MATTE WHITE

JEWELITE: RED

RACEWAY:  
LOCATED BEHIND WALL

**REVISION**

1.	07.06.21 MW
2.	10.19.21 MW
3.	XXXXX
4.	XXXXX

**ARTIST**

MW

**CLIENT**

WINN DIXIE

**SCALE**

1" = 1'-0"

**DATE**

06.17.21

**LOCATION**


5042 SEMINOLE PRATT WHITNEY ROAD  
WESTLAKE, FL 33470

H: MARKETING DESIGN / CDR / W / WINN DIXIE / WESTLAKE, FL #213.cdr



DEPARTMENT:  
ART

FRONT ELEVATION W/ PROPOSED SIGNAGE



PROPOSED


EXISTING

SIGN	SIZE	SQ FT
<b>Winn-Dixie</b> Since 1925	6'-0"	239.53
Winn-Dixie <b>Liquor</b>	3'-0"	54.58
<b>+ Pharmacy</b>	1'-6"	17.34
Fresh food market	1'-0"	11.78
	3'-0"	12.57

PROPOSED SQUARE FOOTAGE: 335.80

THIS RENDERING IS NOT TO BE USED FOR A PAINT PLAN.

G.C. IS TO VERIFY WITH THE SEG CONSTRUCTION PM ON THE FINAL APPROVED BY SEG / LL PAINT PLAN.



**ENTERA**

Your total branding solution

5900 VENTURE CROSSINGS BLVD

PANAMA CITY, FL 32409

PH: 850-763-7982

FAX: 850-392-0673

www.enterabrading.com

THIS DOCUMENT CONTAINS PROPRIETARY AND CONFIDENTIAL INFORMATION OF ENTERA, LLC. AND SHALL NOT BE USED, DISCLOSED OR REPRODUCED, IN WHOLE OR IN PART, FOR ANY PURPOSE OTHER THAN TO EVALUATE THIS DOCUMENT, WITHOUT THE PRIOR WRITTEN CONSENT OF ENTERA, LLC. TITLE IN AND TO THIS DOCUMENT AND ALL INFORMATION CONTAINED HEREIN REMAINS AT ALL TIMES PROPERTY OF ENTERA, LLC.

COLOR NOTES

REVISION

1.	07.06.21 MW
2.	10.19.21 MW
3.	XXXXX
4.	XXXXX

ARTIST

MW

CLIENT

WINN DIXIE

SCALE

1" = 20'-0"

DATE

06.17.21

LOCATION

5042 SEMINOLE PRATT WHITNEY ROAD  
WESTLAKE, FL 33470

H: MARKETING DESIGN / CDR / W / WINN DIXIE / WESTLAKE, FL #213.cdr



DEPARTMENT  
ART