


1 FRONT ELEVATION
SCALE: N.T.S.




MASONRY #1 SPLIT FACE CMU
PAINTED LOWE'S LIGHT BEIGE
STOCOLOR #NA12-0069




MASONRY #2 SPLIT FACE CMU
PAINTED LOWE'S MEDIUM BEIGE
STOCOLOR #NA12-0067



STANDING SEAM METAL ROOF
SNAP-CLAD and TITE-LOC PLUS
PETERSEN ALUMINUM: CITYSCAPE



E.F.I.S. #1
LOWE'S BLUE
DRYVIT: LOWE101021S



E.F.I.S. #2
LOWE'S WARM WHITE
DRYVIT: LOWE051021



METAL COPING
LOWE'S WARM WHITE
STOCOLOR #9348



TUBE STEEL FENCE
BLACK POWDER COATED FACTORY
FINISH WITH EXPANDED METAL SECURITY
MESH



PERRY M. PETRILLO ARCHITECTS, PC

May 7, 2025



Lowe's of Westlake, Florida | Rendering

5

DESIGN REPRESENTATION ONLY - NOT FOR CONSTRUCTION The building images shown are a representation of the current design intent only. The building images may not reflect variations in color, tone, hue, tint, shading, ambient light intensity, materials, texture, contrast, font style, construction variations required by building codes or inspectors, material availability or final design detailing.



PERRY M. PETRILLO ARCHITECTS, PC

May 7, 2025



Lowe's of Westlake, Florida | Rendering

6

DESIGN REPRESENTATION ONLY - NOT FOR CONSTRUCTION The building images shown are a representation of the current design intent only. The building images may not reflect variations in color, tone, hue, tint, shading, ambient light intensity, materials, texture, contrast, font style, construction variations required by building codes or inspectors, material availability or final design detailing.