





















































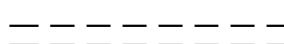



IRRIGATION SCHEDULE

SYMBOL	MANUFACTURER/MODEL	QTY	ARC	PSI	GPM	RADIUS
	Rain Bird RD-06-P30-NP 15 Strip Series	15	LCS	30	.49	4'x15'
	Rain Bird RD-06-P30-NP 15 Strip Series	13	RCS	30	.49	4'x15'
	Rain Bird RD-06-P30-NP 15 Strip Series	22	SST	30	1.21	4'x30'
	Rain Bird RD-06-P30-NP 8 Series MPR	54	180	30	.52	8'
	Rain Bird RD-06-P30-NP 8 Series MPR	7	90	30	.26	8'
	Rain Bird RD-06-P30-NP 8 Series MPR	2	120	30	.35	8'
	Rain Bird RD-06-P30-NP 10 Series MPR	61	180	30	.79	10'
	Rain Bird RD-06-P30-NP 10 Series MPR	23	90	30	.39	10'
	Rain Bird RD-06-P30-NP 10 Series MPR	4	120	30	.53	10'
	Rain Bird RD-06-P30-NP 12 Series MPR	56	180	30	1.3	12'
	Rain Bird RD-06-P30-NP 12 Series MPR	6	90	30	.65	12'
	Rain Bird RD-06-P30-NP 12 Series MPR	1	120	30	.87	12'
	Rain Bird RD-06-P30-NP 15 Series MPR	1	90	30	.92	15'
	Rain Bird RD-06-P30-NP VAN Series	1	Adj	30		6'
	Rain Bird RD-06-P30-NP HE-VAN Series	10	Adj	30		8'
	Rain Bird RD-06-P30-NP HE-VAN Series	10	Adj	30		10'
	Rain Bird RD-06-P30-NP HE-VAN Series	10	Adj	30		12'
	Rain Bird RD-06-P30-NP HE-VAN Series	1	Adj	30		15'
	Rain Bird RD-06-P30-NP Hunter 5' strip spray	8	LCS	30	.65	5'x15'
	Rain Bird RD-06-P30-NP Hunter 5' strip spray	9	RCS	30	.65	5'x15'
	Rain Bird RD-06-P30-NP Hunter 5' strip spray	69	SST	30	1.3	5'x30'
	Rain Bird RD-12-P30-NP 15 Strip Series	17	LCS	30	.49	4'x15'
	Rain Bird RD-12-P30-NP 15 Strip Series	14	RCS	30	.49	4'x15'
	Rain Bird RD-12-P30-NP 15 Strip Series	23	SST	30	1.21	4'x30'
	Rain Bird RD-12-P30-NP 5 Series MPR	8	90	30	.1	5'
	Rain Bird RD-12-P30-NP 8 Series MPR	24	180	30	.52	8'
	Rain Bird RD-12-P30-NP 8 Series MPR	10	90	30	.26	8'
	Rain Bird RD-12-P30-NP 8 Series MPR	4	120	30	.35	8'
	Rain Bird RD-12-P30-NP 10 Series MPR	2	180	30	.79	10'
	Rain Bird RD-12-P30-NP 10 Series MPR	1	90	30	.39	10'
	Rain Bird RD-12-P30-NP 10 Series MPR	1	120	30	.53	10'
	Rain Bird RD-12-P30-NP 12 Series MPR	3	90	30	.65	12'
	Rain Bird RD-12-P30-NP 15 Series MPR	4	90	30	.92	15'
	Rain Bird RD-12-P30-NP VAN Series	16	Adj	30		6'
	Rain Bird RD-12-P30-NP HE-VAN Series	43	Adj	30		8'
	Rain Bird RD-12-P30-NP HE-VAN Series	6	Adj	30		10'
	Rain Bird RD-12-P30-NP HE-VAN Series	11	Adj	30		12'
	Rain Bird RD-12-P30-NP HE-VAN Series	2	Adj	30		15'
	Rain Bird RD-12-P30-NP Hunter 5' strip spray	22	LCS	30	.65	5'x15'
	Rain Bird RD-12-P30-NP Hunter 5' strip spray	24	RCS	30	.65	5'x15'
	Rain Bird RD-12-P30-NP Hunter 5' strip spray	23	SST	30	1.3	5'x30'
	Rain Bird RD-06-P45-NP with MP1000	1	90-210	40		14'
	Rain Bird RD-06-P45-NP with MP2000	2	90-210	40		19'
	Rain Bird RD-06-P45-NP with MP3000	1	90-210	40		30'
	Two Rain Bird 1401 bubbler	95 x2	360	30	2 x.25	3'
SYMBOL	MANUFACTURER/MODEL/DESCRIPTION	QTY				
	Rain Bird RD-06-P30-NP with GPH Irrigation Products GDFN	10				
	Area to Receive Dripline Rain Bird XFDPL-09-12 XFD On-Surface Pressure Compensating Landscape Dripline. 0.9GPH emitters at 12.0" O.C. Dripline laterals spaced at 16.0" apart, with emitters offset for triangular pattern. Install dripline on both sides of plant material.	1,000 s.f.				
SYMBOL	MANUFACTURER/MODEL/DESCRIPTION	QTY				
	Rain Bird PESB-R in a 12" Purple Valve Box	16				
	Rain Bird XCZ-PRB-COM in a Jumbo Purple Valve Box	2	Install a 1-1/2" PVC ball valve in a 12" Purple Valve Box prior to each group of control valves.			
	Rain Bird ESP20LXME 20 Station Controller	1				
	Rain Bird WR2 Wireless Rain Sensor	1				
	Reclaim Water Meter 1-1/2" (by others)	1				
	Irrigation Lateral Line: PVC Class 200	7,000 l.f.				
	Irrigation Mainline: PVC Class 200 Purple 2-1/2"	1,000 l.f.				
	Pipe Sleeve: PVC Schedule 40		IRRIGATION CONTRACTOR SHALL BE RESPONSIBLE FOR THEIR OWN TAKE OFF			

IRRIGATION NOTES

- THE PLANS AND DRAWINGS ARE DIAGRAMMATIC OF THE WORK TO BE PERFORMED. SOME COMPONENTS MAY BE SHOWN OUTSIDE THE WORK AREA FOR CLARITY. THE WORK SHALL BE EXECUTED IN A MANNER TO AVOID CONFLICTS WITH UTILITIES AND OTHER ELEMENTS OF CONSTRUCTION, INCLUDING LANDSCAPE MATERIALS. ALL DEVIATIONS FROM THE PLANS SHALL BE APPROVED BY THE OWNER'S REPRESENTATIVE BEFORE BEING INSTALLED. THE CONTRACTOR SHALL NOT WILLFULLY INSTALL ANY ASPECT OF THE IRRIGATION SYSTEM AS SHOWN ON THE PLANS AND DRAWINGS, WHEN IT IS OBVIOUS IN THE FIELD THAT OBSTRUCTIONS, GRADE DIFFERENCES, OR DISCREPANCIES EXIST THAT MIGHT NOT HAVE BEEN KNOWN DURING THE DESIGN OF THE IRRIGATION SYSTEM. IN THE EVENT THAT NOTIFICATION OF THE CONFLICT IS NOT APPROVED BY THE OWNER'S REPRESENTATIVE, THE CONTRACTOR WILL ASSUME FULL RESPONSIBILITY FOR ALL REVISIONS.
- THE IRRIGATION SYSTEM SHALL BE INSTALLED IN ACCORDANCE WITH THE PLANS, IRRIGATION SYSTEM SPECIFICATIONS AND ALL CONTRACT DOCUMENTS. THE CONTRACTOR SHALL COMPLY WITH ALL PREVAILING LOCAL CODES, ORDINANCES, AND REGULATIONS.
- CONTRACTOR SHALL VERIFY ALL SITE CONDITIONS, INCLUDING UTILITY LOCATIONS, BEFORE INSTALLATION OF THE IRRIGATION SYSTEM. ALL UTILITIES AND STRUCTURES MAY NOT BE SHOWN ON THE PLANS - CONTRACTOR TO VERIFY. COORDINATE ALL IRRIGATION SYSTEM CONSTRUCTION WITH EXISTING AND NEW PLANTINGS TO AVOID CONFLICT OR INTERFERENCE WITH LOCATION OF PIPING, SLEEVING, CABLES, AND SERVICE UTILITIES. THE CONTRACTOR IS RESPONSIBLE FOR COORDINATING INSTALLATION WITH ALL OTHER CONSTRUCTION ON SITE, ESPECIALLY LANDSCAPE INSTALLATION. IRRIGATION SYSTEM SHALL BE RELOCATED AT NO ADDITIONAL COST FOR ANY CONFLICT WITH LANDSCAPE INSTALLATION OR ANY OTHER SITE CONSTRUCTION OR EXISTING CONDITIONS. ALL COMPONENTS THAT ARE NOT CONTAINED WITHIN THE SPECIFIC AREAS SHOWN OR CALLED OUT ON THE DRAWINGS WILL NOT BE ACCEPTED. ALL PIPING AND OTHER COMPONENTS ARE TO REMAIN WITHIN THE PROPERTY OF THE OWNER.
- WHERE EXISTING OR NEW TREES, LIGHT STANDARDS, SIGNS, ELECTRONIC CONTROLLERS AND/OR OTHER OBJECTS ARE AN OBSTRUCTION TO AN IRRIGATION SPRINKLER'S PATTERN, THE COMPONENT AND PIPING SHALL BE RELOCATED AS NECESSARY TO OBTAIN PROPER COVERAGE OF AN IRRIGATION SPRINKLER'S PATTERN, THE COMPONENT AND PIPING SHALL BE RELOCATED AS NECESSARY TO OBTAIN THE PROPER COVERAGE WITHOUT DAMAGING THE OBSTRUCTION. LANDSCAPE ARCHITECT SHALL DETERMINE WHETHER AN OBSTRUCTION OCCURS OR NOT.
- COMPONENT SPACING ARE MAXIMUM. DO NOT EXCEED SPACING SHOWN OR NOTED ON THE PLANS. COMPONENT SPACING MAY BE ADJUSTED TO ACCOMMODATE CHANGES IN TERRAIN AND PLANTING LAYOUT AS LONG AS THE MODIFIED SPACING DO NOT EXCEED THE SPACING SHOWN IN THE PLANS. UNLESS SHOWN OTHERWISE, CONTRACTOR SHALL PROVIDE 100% COVERAGE.
- ALL MATERIALS AND EQUIPMENT SHOWN SHALL BE NEW AND INSTALLED AS DETAILED ON THE PLANS. IF THE DRAWINGS DO NOT THOROUGHLY DESCRIBE THE TECHNIQUES TO BE USED, THE INSTALLER SHALL FOLLOW THE INSTALLATION METHODS AND INSTRUCTIONS RECOMMENDED BY THEIR MANUFACTURER.
- THE LOCATION OF THE IRRIGATION MAINLINE SHALL BE IDENTIFIED IN THE FIELD AND APPROVED BY THE LANDSCAPE ARCHITECT BEFORE INSTALLATION.
- IRRIGATION CONTRACTOR SHALL ADJUST ALL SPRINKLERS, CONTROLLER AND OTHER DEVICES TO OBTAIN SPECIFIED OPERATING PARAMETERS, INCLUDING COVERAGE, OPERATING PRESSURE, FLOW RATES AND OPERATION TIME, AS INDICATED ON THE DRAWINGS AND IN THE IRRIGATION SYSTEM SPECIFICATIONS.
- CONTRACTOR TO PROVIDE INSTALLATION SHOP DRAWINGS AND MANUFACTURER PRODUCT INFORMATION FOR ALL IRRIGATION COMPONENTS. ALL INSTALLATIONS SHALL BE AS RECOMMENDED BY MANUFACTURERS. THE QUANTITIES SHOWN IN THE LEGENDS AND SYMBOL SHEETS SHALL NOT BE USED FOR BIDDING PURPOSES. THE CONTRACTOR WILL BE RESPONSIBLE FOR CONDUCTING A COMPREHENSIVE MATERIALS TAKEOFF TO DETERMINE THE ACTUAL QUANTITIES OF MATERIAL NECESSARY TO EXECUTE THE WORK DESCRIBED IN THE DOCUMENTS.
- ALL TRENCHES SHALL BE BACKFILLED WITH CLEAN, DEBRIS-FREE MATERIALS. CLEAN SAND SHALL BE USED FOR BEDDING MATERIAL IF PARENT SOIL CANNOT BE ADEQUATELY RID OF ROCK AND OTHER EXTRANEIOUS DEBRIS. PULLING PIPE SHALL BE PROHIBITED.
- ALL SOLVENT WELDING SHALL BE PRECEDED BY PRIMING OF THE FITTINGS AND PIPE AS RECOMMENDED BY THE MANUFACTURER.
- IRRIGATION CONTRACTOR TO LABEL ALL VALVE BOX COVERS WITH THE CORRESPONDING CONTROLLER ZONE NUMBER. NUMBERING SIZE 1". PROVIDE TAGS TO ALL VALVES AS SHOWN PER DETAILS.
- CONTRACTOR TO PLACE TREE BUBBLERS AT OUTER EDGE OF ROOT BALL, NOT OUTER EDGE OF PLANTING HOLE.
- THE CONTROL WIRE SHALL BE UL LISTED FOR DIRECT BURIAL 14 GAUGE SINGLE STRAND. ALL WIRE SPLICES SHALL BE MADE WITH 3M-DBY WIRE CONNECTORS. INSTALL TWO SPARE CONTROL WIRES FROM THE CONTROLLER WITH THE ENTIRE MAINLINE.
- LOCATE ALL VALVES WITH A MINIMUM OFFSET OF 3'-0" FROM BACK OF CURB OR EDGE OF PAVEMENT.
- ALL VALVES (SOLENOID, GATE, ISOLATION, AIR RELIEF AND FLUSH), SURGE PROTECTORS AND FILTERS SHALL BE LOCATED WITHIN THE SPECIFIED VALVE BOXES.
- ALL IRRIGATION LINES UNDER PAVEMENT SHALL BE INSTALLED WITHIN SCH 40 PVC OR EQUIVALENT H.D.P.E. SLEEVES AS NOTED. IRRIGATION COMMUNICATION CABLE SHALL HAVE IT'S OWN SEPARATE SLEEVE UNLESS NOTED OTHERWISE.
- ALL UNSIZED PIPE SHALL BE 3/4".
- IRRIGATION LATERAL LINES TO BE BURIED AT A DEPTH OF 12" UNLESS NOTED OTHERWISE.
- IRRIGATION MAINLINES TO BE BURIED AT A DEPTH OF 18".
- ALL COMPONENTS INSTALLED BY THE IRRIGATION CONTRACTOR, SHALL BE LOCATED ON THE "AS-BUILT" DRAWINGS. THE EXACT LOCATION AND DEPTH BELOW FINISH GRADE OF CONTROL VALVES, ISOLATION VALVE, GROUND RODS AND WIRE SPLICES SHALL BE NOTED WITH TWO FIXED REFERENCE POINTS ON THE "AS-BUILT" DRAWINGS.
- IRRIGATION CONTRACTOR SHALL SECURE ANY AND ALL NECESSARY PERMITS FOR THE WORK PRIOR TO COMMENCEMENT OF HIS OPERATIONS ON-SITE. COPIES OF THE PERMITS SHALL BE SENT TO THE LANDSCAPE SUPERVISOR. WORK IN THE RIGHT OF WAY SHALL CONFORM TO THE STANDARDS AND SPECIFICATIONS OF LOCAL AND/OR STATE HIGHWAY JURISDICTION.
- INSTALLATION OF WORK SHALL BE COORDINATED WITH OTHER CONTRACTORS IN SUCH A MANNER AS TO ALLOW FOR A SPEEDY AND ORDERLY FLOW OF VEHICULAR TRAFFIC AND COMPLETION OF ALL WORK ON THE SITE.
- MAINLINE AND LATERALS SHOWN FOR CLARITY PURPOSES. ALL IRRIGATION LINES TO BE WITHIN RIGHT OF WAY AND IN LANDSCAPE AREA.

48 HOURS BEFORE DIGGING
CALL TOLL FREE
1-800-432-4770
SUNSHINE STATE ONE CALL
OF FLORIDA, INC.



Cotleur & Hearing

Landscape Architects
Land Planners
Environmental Consultants

1934 Commerce Lane
Suite 1
Jupiter, Florida 33458
561.747.6336 · Fax 747.1377
www.cotleurhearing.com

Lic# LC-C000239

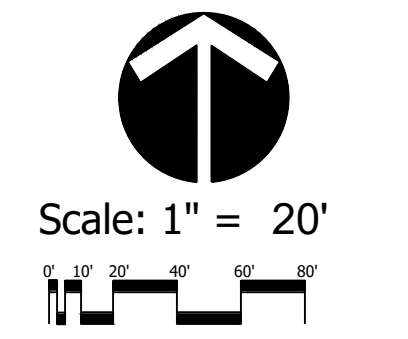
SHOPPES AT WESTLAKE LANDINGS

POD H - PARCEL B
PALM BEACH COUNTY, FL

Donaldson E
hearing:A0109800
000015D8A13286A
00016979
Digitally signed by
Donaldson E
hearing:A0109800000015D8

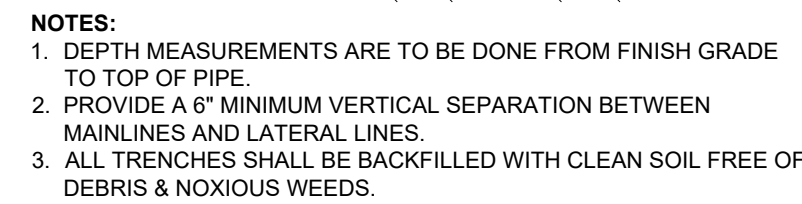


DESIGNED	DEH
DRAWN	RNK
APPROVED	DEH
JOB NUMBER	13-0518.60.01
DATE	12-16-21
REVISIONS	04-19-22
	07-18-22
	04-27-23
	04-08-24
	09-10-24

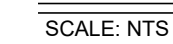
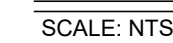


Scale: 1" = 20'

September 10, 2024 2:13:12 p.m.
Drawing: 13-0518.60.01 IRR.DWG



SCALE: NTS



© COTLEUR & HEARING, INC.
These drawings are the property of the architect and are not to be used for extensions or on other projects except by agreement in writing with the architect. Immediately report any discrepancies to the architect.