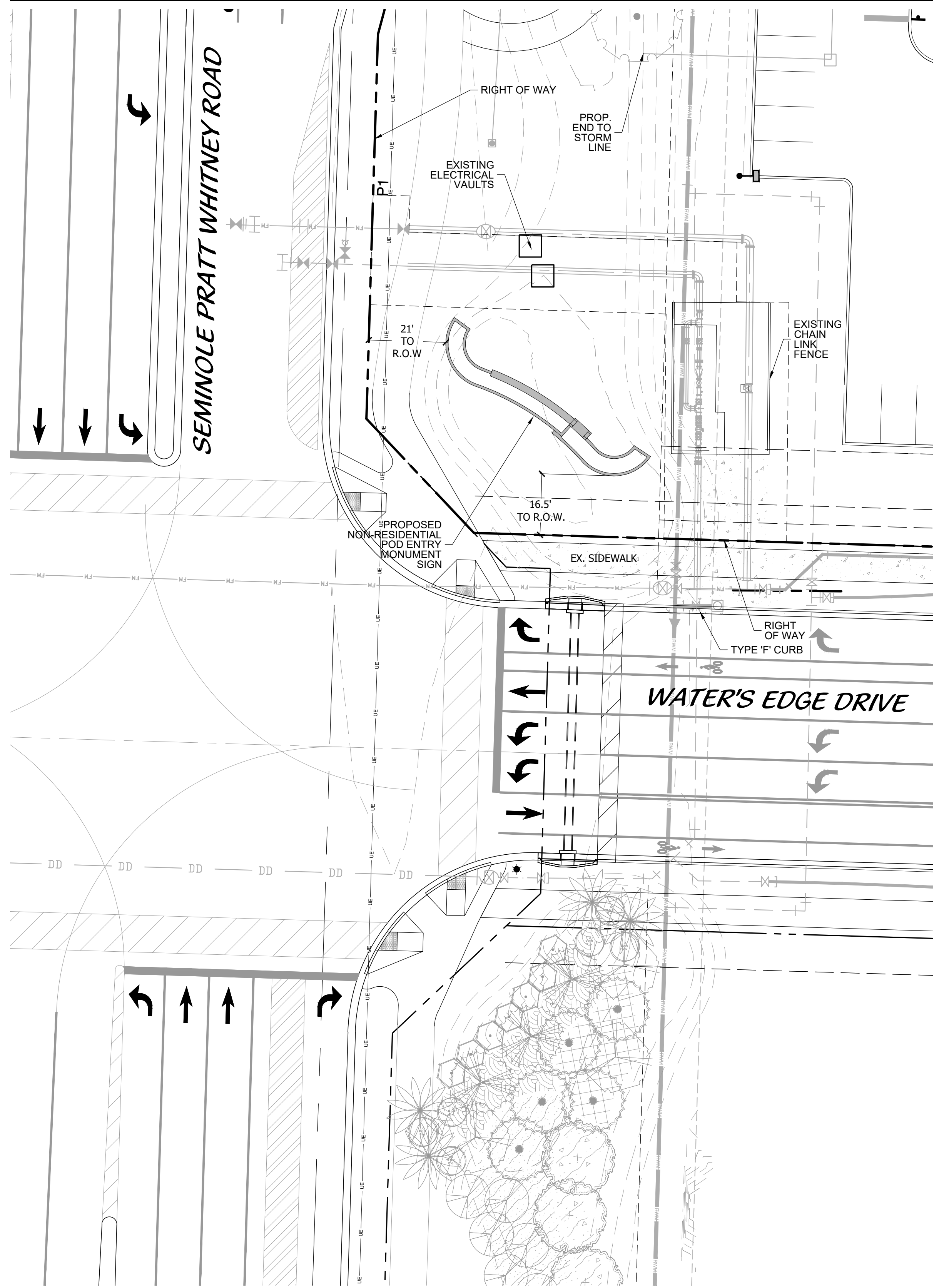
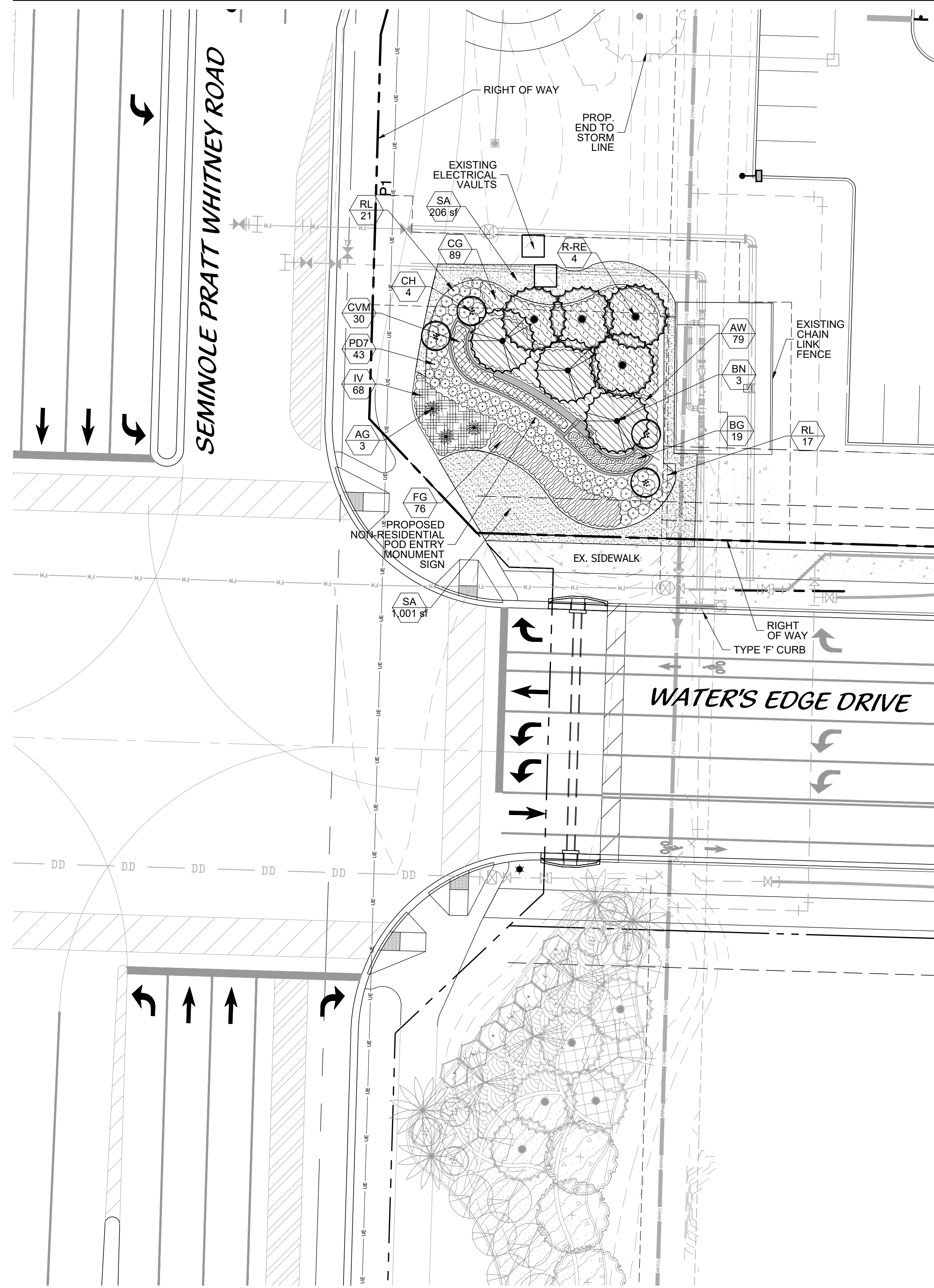


LAYOUT PLAN




LANDSCAPE PLAN



PLANT LIST

PLANT CODE	QTY	BOTANICAL NAME	COMMON NAME	CONT	CAL	SIZE	NATIVE	REMARKS
PALM TREES								
BN	3	BISMARCKIA NOBILIS	RELOCATED BISMARCK PALM	FG	N/A	6' WD	N	FULL CANOPY, FL #1 OR BETTER
CH	4	CHAMAEROPS HUMILIS	EXISTING EUROPEAN FAN PALM	45 GAL. OR F.G.	N/A	6' HT.	N	MULTI TRUNK, FULL HEADS, 1' CT MIN. PER TRUNK, FL #1 OR BETTER
R-RE	4	ROYSTONEA ELATA	RELOCATED ROYAL PALM	EXISTING	N/A	EXISTING	Y	RELOCATED ROYAL PALM
SHRUBS								
AG	3	AGAVE AMERICANA 'GAINESVILLE BLUE'	GAINESVILLE BLUE AGAVE	15 GAL.	4" O.A.	A.S.	N	FULL
PD7	43	PODOCARPUS MACROPHYLLUS 'DWARF PRINGLES'	DWARF PODOCARPUS	7 GAL.	2.5' X 2.5'	A.S.	N	FULL & THICK
RL	39	RONDELETIA LEUCOPHYLLA	PANAMA ROSE	3 GAL.	2' X 2'	A.S.	N	FULL & THICK
SHRUB AREAS								
AW	79	ACALYPHA WILKESIANA 'MACROPHYLLA'	RED COPPERLEAF	3 GAL.	18" X 18"	36" O.C.	Y	FULL & THICK
BG	19	BOUGAINVILLEA 'MS. ALICE'	MS. ALICE BOUGAINVILLEA	3 GAL.	18" X 18"	24" O.C.	N	FULL & THICK
CG	89	CLUSIA GUTTIFERA	SMALL LEAF CLUSIA	7 GAL.	36" X 24"	36" O.C.	N	FULL & THICK
CVM	30	CODIAEUM VARIEGATUM 'MANGO'	MANGO CROTON	3 GAL.	18" X 18"	24" O.C.	N	FULL & THICK
FG	76	FICUS MICROCARPA 'GREEN ISLAND'	GREEN ISLAND FICUS	3 GAL.	12" X 12"	24" O.C.	N	FULL & THICK
IV	68	ILEX VOMITORIA 'STOKES DWARF'	DWARF YAUPON HOLLY	3 GAL.	12" X 12"	24" O.C.	Y	FULL & THICK
SOD								
SA	1,207 sf	STENOTAPHRUM SECUNDATUM 'FLORATAM'	FLORATAM SOD	CONT SQ. FT.	SIZE SOD	SPACE	NATIVE	REMARKS FULL, WEED AND DISEASE FREE




Cotleur & Hearing

Landscape Architects
Land Planners
Environmental Consultants
1934 Commerce Lane
Suite 1
Jupiter, Florida 33458
561.747.6336 · Fax 747.1377
www.cotleurhearing.com
Lic# LC-C000239

MINTO WESTLAKE
Non Residential Pod Entry Monument Sign
Christ Fellowship
City of Westlake, Florida

DESIGNED	DEH
DRAWN	AGB
APPROVED	DEH
JOB NUMBER	19-0202
DATE	08-24-21
REVISIONS	03-08-22



Scale: 1" = 20'

March 08, 2022 10:03:44 a.m.
Drawing: 190202 MONUMENT SIGN-GB.DWG