

WAUCHULA MUNICIPAL AIRPORT

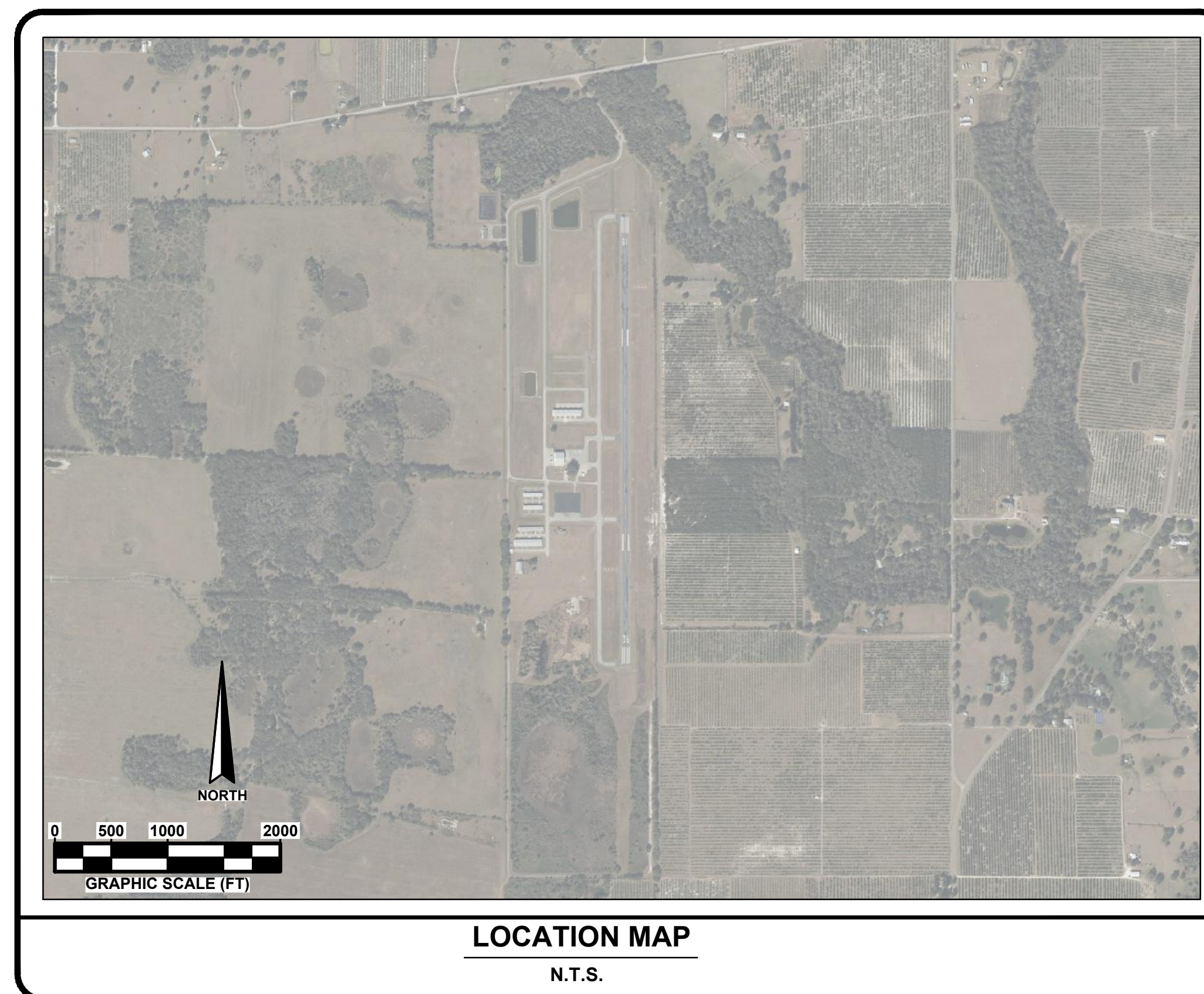
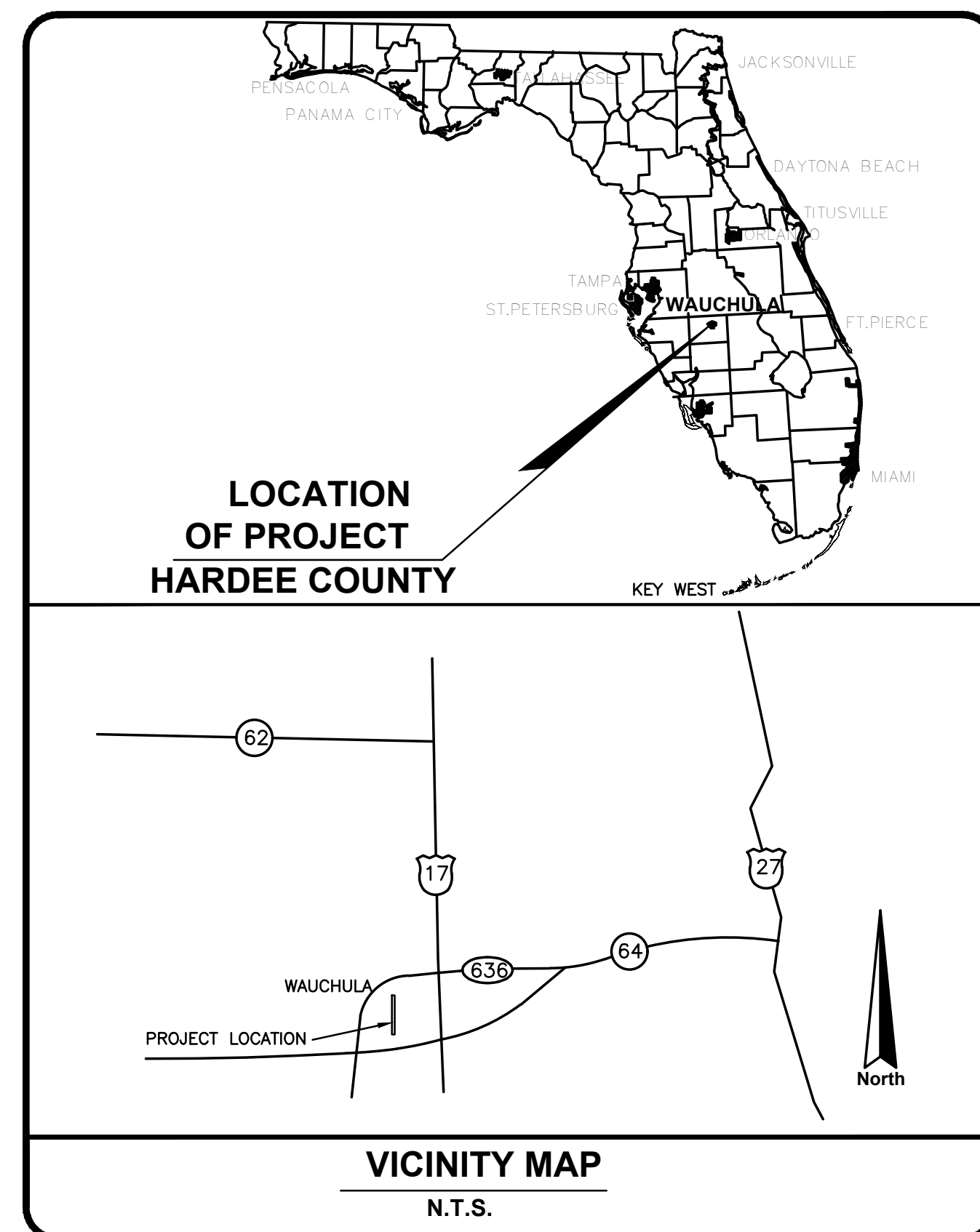
WAUCHULA, FLORIDA



CONSTRUCTION PLANS FOR

REHAB AND REPAIRS OF HANGAR FACILITIES

FOR BIDDING ONLY



FOR BIDDING ONLY		
FDOT FPN:		452855-1
FAA AIP NO.:		N/A
AVCON PROJECT NO.		2023.052.03
DATE		AUGUST 12, 2025
REVISIONS		
NO.	DATE	DESCRIPTION

PLANS PREPARED BY:

AVCON

ENGINEERS & PLANNERS
5555 E. MICHIGAN ST., SUITE 200 - ORLANDO, FL
32822-2779 OFFICE: (407) 599-1122 - FAX: (407) 599-1133
CORPORATE CERTIFICATE OF AUTHORIZATION
NUMBER: 5057 www.avconinc.com

CITY AND AIRPORT REPRESENTATIVES

CITY COMMISSION


DISTRICT SEAT 1,	ANNE MILLER
DISTRICT SEAT 2,	RUSSELL GRAYLIN SMITH, MAYOR PRO-TERM
DISTRICT SEAT 3,	KEITH NADASKAY, JR., MAYOR
DISTRICT SEAT 4,	SHERRI ALBRITTON
DISTRICT SEAT 5,	GARY SMITH

CITY STAFF

OLIVIA MINSHEW, CITY MANAGER
JOHN EASON, DEPUTY CITY MANAGER
SANDEE BRAXTON, ASSISTANT CITY MANAGER
WARD GRIMES, AIRPORT MANAGER
STEPHANIE CAMACHO, CITY CLERK

AIRPORT ADVISORY BOARD

MICHAEL GILLISPIE, CHAIR
MICHAEL BURCH, VICE-CHAIR
WARD GRIMES
STEPHEN JOHNSON
MICHAEL LANDSKRONER



PROFESSIONAL SEAL

XREFS: x23052022_Survey_x23052023_TitleBlock
X:\2023\23052022\03 - CHN - Remod. Hangars\2023.052.03 - CAD\23052022\030202.dwg 8/8/2025 9:48 AM

DRAWING INDEX		
SHT	DRAWING	TITLE
1	G001	COVER PAGE
2	G002	INDEX OF DRAWINGS
3	G003	HANGAR LABELS
4	G004	HANGAR A
5	G005	HANGAR B
6	G006	HANGAR C
7	G007	HANGAR D
8	G008	HANGAR D-SOUTH
9	G009	HANGAR QUONSET HUT
10	A001	HANGAR A PHOTOS - SHEET 1 OF 9
11	A002	HANGAR A PHOTOS - SHEET 2 OF 9
12	A003	HANGAR A PHOTOS - SHEET 3 OF 9
13	A004	HANGAR A PHOTOS - SHEET 4 OF 9
14	A005	HANGAR A PHOTOS - SHEET 5 OF 9
15	A006	HANGAR A PHOTOS - SHEET 6 OF 9
16	A007	HANGAR A PHOTOS - SHEET 7 OF 9
17	A008	HANGAR A PHOTOS - SHEET 8 OF 9
18	A009	HANGAR A PHOTOS - SHEET 9 OF 9
19	B001	HANGAR B PHOTOS - SHEET 1 OF 5
20	B002	HANGAR B PHOTOS - SHEET 2 OF 5
21	B003	HANGAR B PHOTOS - SHEET 3 OF 5
22	B004	HANGAR B PHOTOS - SHEET 4 OF 5
23	B005	HANGAR B PHOTOS - SHEET 5 OF 5
24	C001	HANGAR C PHOTOS - SHEET 1 OF 6
25	C002	HANGAR C PHOTOS - SHEET 2 OF 6
26	C003	HANGAR C PHOTOS - SHEET 3 OF 6
27	C004	HANGAR C PHOTOS - SHEET 4 OF 6
28	C005	HANGAR C PHOTOS - SHEET 5 OF 6
29	C006	HANGAR C PHOTOS - SHEET 6 OF 6
30	D001	HANGAR D PHOTOS - SHEET 1 OF 12
31	D002	HANGAR D PHOTOS - SHEET 2 OF 12
32	D003	HANGAR D PHOTOS - SHEET 3 OF 12
33	D004	HANGAR D PHOTOS - SHEET 4 OF 12
34	D005	HANGAR D PHOTOS - SHEET 5 OF 12
35	D006	HANGAR D PHOTOS - SHEET 6 OF 12
36	D007	HANGAR D PHOTOS - SHEET 7 OF 12
37	D008	HANGAR D PHOTOS - SHEET 8 OF 12
38	D009	HANGAR D PHOTOS - SHEET 9 OF 12
39	D010	HANGAR D PHOTOS - SHEET 10 OF 12
40	D011	HANGAR D PHOTOS - SHEET 11 OF 12
41	D012	HANGAR D PHOTOS - SHEET 12 OF 12
42	S001	HANGAR DS PHOTOS - SHEET 1 OF 3
43	S002	HANGAR DS PHOTOS - SHEET 2 OF 3
44	S003	HANGAR DS PHOTOS - SHEET 3 OF 3
45	Q001	HANGAR QH PHOTOS - SHEET 1 OF 4
46	Q002	HANGAR QH PHOTOS - SHEET 2 OF 4
47	Q003	HANGAR QH PHOTOS - SHEET 3 OF 4
48	Q004	HANGAR QH PHOTOS - SHEET 4 OF 4
49	L001	HANGAR DESIGN (SHEET 1 OF 10)
50	L002	HANGAR DESIGN (SHEET 2 OF 10)
51	L003	HANGAR DESIGN (SHEET 3 OF 10)
52	L004	HANGAR DESIGN (SHEET 4 OF 10)
53	L005	HANGAR DESIGN (SHEET 5 OF 10)
54	L006	HANGAR DESIGN (SHEET 6 OF 10)
55	L007	HANGAR DESIGN (SHEET 7 OF 10)
56	L008	HANGAR DESIGN (SHEET 8 OF 10)
57	L009	HANGAR DESIGN (SHEET 9 OF 10)
58	L010	HANGAR DESIGN (SHEET 10 OF 10)



AVCON, INC.
ENGINEERS & PLANNERS
5555 E. MICHIGAN ST., SUITE 200 - ORLANDO, FL 32822-2779
OFFICE: (407) 599-1122 - FAX: (407) 599-1133
CORPORATE CERTIFICATE OF AUTHORIZATION NUMBER: 5057
www.avconinc.com

This item has been digitally signed and sealed by:
#####

Printed copies of this document are not considered signed and sealed
and the signature must be verified on any electronic copies.
PROFESSIONAL SEAL

T-HANGAR
DAMAGE PHOTOS

WAUCHULA MUNICIPAL
AIRPORT, WAUCHULA,
FLORIDA

INDEX OF
DRAWINGS

ATTENTION:
THIS DOCUMENT CONTAINS PRIVILEGED AND PROPRIETARY
INFORMATION, ALL OF WHICH IS EXPRESSLY PROVIDED BY AVCON, INC.,
FOR USE BY THE INTENDED RECIPIENT, AND FOR A SPECIFIC PURPOSE.
WITHOUT THE EXPRESS WRITTEN CONSENT OF AVCON, INC., ANY
DISTRIBUTION, REPRODUCTION, OR OTHER USE OF THIS DOCUMENT, IN
WHOLE OR IN PART, IS STRICTLY PROHIBITED

SCALE (US SVY FT): GRAPHIC

REVISIONS:			
NO.	DATE	BY	DESCRIPTION

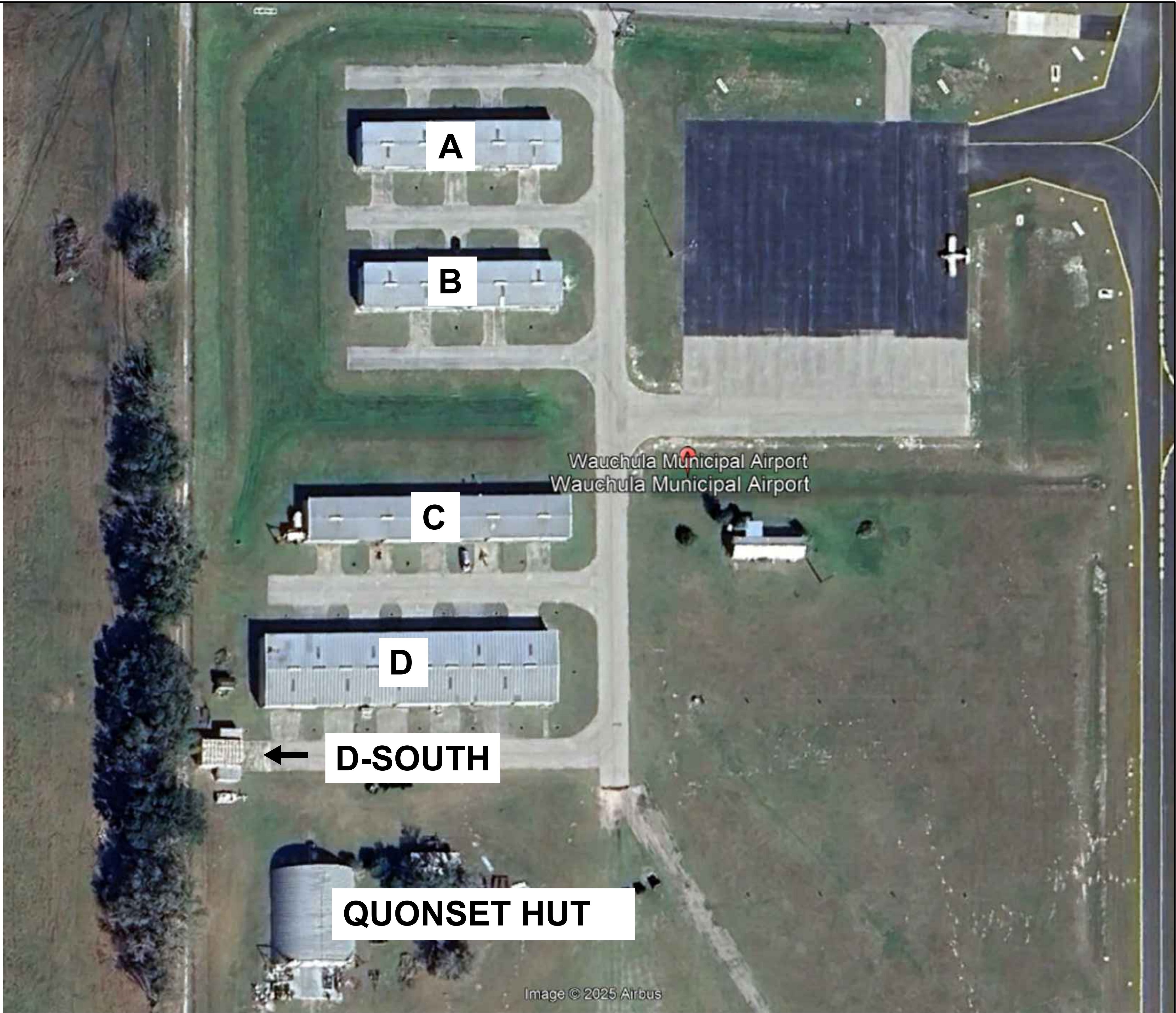
DESIGNED BY: PMS
DRAWN BY: MB
CHECKED BY: RDH
APPROVED BY: SS
DATE: AUG 12, 2025

FDOT FM NO. XXXXXX-1
FAA AIP NO. 3-12-00XX-XXX-XXXX
AVCON PROJECT NO. 2025.0052.03
CADD: 2305202002G002

DRAWING
G002

FOR BIDDING ONLY

\\ref5 - 23052023 TitleBlock
X:\2023\2023052023 - CEN - Rehab Hangars\2023.0520.03 - CADD\2305202003G003.dwg 8/8/2025 9:45 AM



AVCON, INC.
ENGINEERS & PLANNERS
5555 E. MICHIGAN ST., SUITE 200 - ORLANDO, FL 32822-2779
OFFICE: (407) 599-1122 - FAX: (407) 599-1133
CORPORATE CERTIFICATE OF AUTHORIZATION NUMBER: 5057
www.avconinc.com

This item has been digitally signed and sealed by:
#####

Printed copies of this document are not considered signed and sealed
and the signature must be verified on any electronic copies.
PROFESSIONAL SEAL

T-HANGAR DAMAGE PHOTOS

**WAUCHULA MUNICIPAL
AIRPORT, WAUCHULA,
FLORIDA**

HANGAR LABELS

ATTENTION:
THIS DOCUMENT CONTAINS PRIVILEGED AND PROPRIETARY
INFORMATION, ALL OF WHICH IS EXPRESSLY PROVIDED BY AVCON, INC.,
FOR USE BY THE INTENDED RECIPIENT, AND FOR A SPECIFIC PURPOSE.
WITHOUT THE EXPRESS WRITTEN CONSENT OF AVCON, INC., ANY
DISTRIBUTION, REPRODUCTION, OR OTHER USE OF THIS DOCUMENT, IN
WHOLE OR IN PART, IS STRICTLY PROHIBITED

SCALE (US SVY FT): GRAPHIC

REVISIONS:			
NO.	DATE	BY	DESCRIPTION


DESIGNED BY: PMS
DRAWN BY: MB
CHECKED BY: RDH
APPROVED BY: SS
DATE: AUG 12, 2025

FDOT FM NO. XXXXXX-1
FAA AIP NO. 3-12-00XX-XXX-XXXX
AVCON PROJECT NO. 2025.0052.03
CADD: 2305202003G003

**DRAWING
G003**

FOR BIDDING ONLY

XREFS: x23052023_TitleBlock
X:\2023\2023052023 - CEN - Rehab Hangars\2023.0520.03 - CADD\2305202004G004.dwg 8/8/2025 9:45 AM



AVCON, INC.
ENGINEERS & PLANNERS
5555 E. MICHIGAN ST., SUITE 200 - ORLANDO, FL 32822-2779
OFFICE: (407) 599-1122 - FAX: (407) 599-1133
CORPORATE CERTIFICATE OF AUTHORIZATION NUMBER: 5057
www.avconinc.com

This item has been digitally signed and sealed by:
#####

Printed copies of this document are not considered signed and sealed
and the signature must be verified on any electronic copies.
PROFESSIONAL SEAL

**T-HANGAR
DAMAGE PHOTOS**

**WAUCHULA MUNICIPAL
AIRPORT, WAUCHULA,
FLORIDA**

HANGAR A

ATTENTION:
THIS DOCUMENT CONTAINS PRIVILEGED AND PROPRIETARY
INFORMATION, ALL OF WHICH IS EXPRESSLY PROVIDED BY AVCON, INC.,
FOR USE BY THE INTENDED RECIPIENT, AND FOR A SPECIFIC PURPOSE.
WITHOUT THE EXPRESS WRITTEN CONSENT OF AVCON, INC., ANY
DISTRIBUTION, REPRODUCTION, OR OTHER USE OF THIS DOCUMENT, IN
WHOLE OR IN PART, IS STRICTLY PROHIBITED

SCALE (US SVY FT): GRAPHIC

REVISIONS:			
NO.	DATE	BY	DESCRIPTION


DESIGNED BY: PMS
DRAWN BY: MB
CHECKED BY: RDH
APPROVED BY: SS
DATE: AUG 12, 2025

FDOT FM NO. XXXXXX-1
FAA AIP NO. 3-12-00XX-XXX-XXXX
AVCON PROJECT NO. 2025.0052.03
CADD: 2305202004G004

**DRAWING
G004**

FOR BIDDING ONLY

XREFS: x23052023_TitleBlock
X:\2023\2023052023 - CHN - Rehab Hangars\2023.0520.03 - CADD\2305202005G005.dwg 8/8/2025 9:45 AM



AVCON, INC.
ENGINEERS & PLANNERS
5555 E. MICHIGAN ST., SUITE 200 - ORLANDO, FL 32822-2779
OFFICE: (407) 599-1122 - FAX: (407) 599-1133
CORPORATE CERTIFICATE OF AUTHORIZATION NUMBER: 5057
www.avconinc.com

This item has been digitally signed and sealed by:
#####

Printed copies of this document are not considered signed and sealed
and the signature must be verified on any electronic copies.
PROFESSIONAL SEAL

**T-HANGAR
DAMAGE PHOTOS**

**WAUCHULA MUNICIPAL
AIRPORT, WAUCHULA,
FLORIDA**

HANGAR B

ATTENTION:
THIS DOCUMENT CONTAINS PRIVILEGED AND PROPRIETARY
INFORMATION, ALL OF WHICH IS EXPRESSLY PROVIDED BY AVCON, INC.,
FOR USE BY THE INTENDED RECIPIENT, AND FOR A SPECIFIC PURPOSE.
WITHOUT THE EXPRESS WRITTEN CONSENT OF AVCON, INC., ANY
DISTRIBUTION, REPRODUCTION, OR OTHER USE OF THIS DOCUMENT, IN
WHOLE OR IN PART, IS STRICTLY PROHIBITED

SCALE (US SVY FT): GRAPHIC

REVISIONS:			
NO.	DATE	BY	DESCRIPTION


DESIGNED BY: PMS
DRAWN BY: MB
CHECKED BY: RDH
APPROVED BY: SS
DATE: AUG 12, 2025

FDOT FM NO. XXXXXX-1
FAA AIP NO. 3-12-00XX-XXX-XXXX
AVCON PROJECT NO. 2025.0052.03
CADD: 2305202005G006

**DRAWING
G005**

FOR BIDDING ONLY

XREFS: 23052023 TitleBlock
X:\2023\20230523 - CEN - Rehab Hangars\2023.0523.03 - CADD\2305202007G007.dwg 8/8/2025 9:49 AM



AVCON, INC.
ENGINEERS & PLANNERS
5555 E. MICHIGAN ST., SUITE 200 - ORLANDO, FL 32822-2779
OFFICE: (407) 599-1122 - FAX: (407) 599-1133
CORPORATE CERTIFICATE OF AUTHORIZATION NUMBER: 5057
www.avconinc.com

This item has been digitally signed and sealed by:
#####

Printed copies of this document are not considered signed and sealed
and the signature must be verified on any electronic copies.
PROFESSIONAL SEAL

**T-HANGAR
DAMAGE PHOTOS**

**WAUCHULA MUNICIPAL
AIRPORT, WAUCHULA,
FLORIDA**

HANGAR D

ATTENTION:
THIS DOCUMENT CONTAINS PRIVILEGED AND PROPRIETARY
INFORMATION, ALL OF WHICH IS EXPRESSLY PROVIDED BY AVCON, INC.,
FOR USE BY THE INTENDED RECIPIENT, AND FOR A SPECIFIC PURPOSE.
WITHOUT THE EXPRESS WRITTEN CONSENT OF AVCON, INC., ANY
DISTRIBUTION, REPRODUCTION, OR OTHER USE OF THIS DOCUMENT, IN
WHOLE OR IN PART, IS STRICTLY PROHIBITED

SCALE (US SVY FT): GRAPHIC

REVISIONS:			
NO.	DATE	BY	DESCRIPTION


DESIGNED BY: PMS
DRAWN BY: MB
CHECKED BY: RDH
APPROVED BY: SS
DATE: AUG 12, 2025

FDOT FM NO. XXXXXX-1
FAA AIP NO. 3-12-00XX-XXX-XXXX
AVCON PROJECT NO. 2025.0052.03
CADD: 2305202007G007

**DRAWING
G007**

FOR BIDDING ONLY

X:\REFS_23052023_TitleBlock
X:\2023\2023052023 - CEN — Rehab Hangars\2023.052.03 — CADD\2305202008G008.dwg 8/8/2025 9:49 AM



AVCON, INC.
ENGINEERS & PLANNERS
5555 E. MICHIGAN ST., SUITE 200 - ORLANDO, FL 32822-2779
OFFICE: (407) 599-1122 - FAX: (407) 599-1133
CORPORATE CERTIFICATE OF AUTHORIZATION NUMBER: 5057
www.avconinc.com

This item has been digitally signed and sealed by:
#####

Printed copies of this document are not considered signed and sealed
and the signature must be verified on any electronic copies.
PROFESSIONAL SEAL

T-HANGAR DAMAGE PHOTOS

WAUCHULA MUNICIPAL
AIRPORT, WAUCHULA,
FLORIDA

HANGAR D-SOUTH

ATTENTION:
THIS DOCUMENT CONTAINS PRIVILEGED AND PROPRIETARY
INFORMATION, ALL OF WHICH IS EXPRESSLY PROVIDED BY AVCON, INC.,
FOR USE BY THE INTENDED RECIPIENT, AND FOR A SPECIFIC PURPOSE.
WITHOUT THE EXPRESS WRITTEN CONSENT OF AVCON, INC., ANY
DISTRIBUTION, REPRODUCTION, OR OTHER USE OF THIS DOCUMENT, IN
WHOLE OR IN PART, IS STRICTLY PROHIBITED

SCALE (US SVY FT): GRAPHIC

REVISIONS:			
NO.	DATE	BY	DESCRIPTION

DESIGNED BY: PMS
DRAWN BY: MB
CHECKED BY: RDH
APPROVED BY: SS
DATE: AUG 12, 2025

FDOT FM NO. XXXXXX-1
FAA AIP NO. 3-12-00XX-XXX-XXXX
AVCON PROJECT NO. 2025.0052.03
CADD: 2305202008G008

DRAWING
G008

SHEET 8 OF 58

FOR BIDDING ONLY

XREFS: x23052023_TitleBlock
X:\2023\2023052023 - CEN - Rehab Hangar\2023.0520.03 - CADD\2305202009G009.dwg 8/8/2025 9:49 AM



D-SOUTH

QUONSET HUT



AVCON, INC.
ENGINEERS & PLANNERS
5555 E. MICHIGAN ST., SUITE 200 - ORLANDO, FL 32822-2779
OFFICE: (407) 599-1122 - FAX: (407) 599-1133
CORPORATE CERTIFICATE OF AUTHORIZATION NUMBER: 5057
www.avconinc.com

This item has been digitally signed and sealed by:
#####

Printed copies of this document are not considered signed and sealed
and the signature must be verified on any electronic copies.

PROFESSIONAL SEAL

T-HANGAR
DAMAGE PHOTOS

WAUCHULA MUNICIPAL
AIRPORT, WAUCHULA,
FLORIDA

HANGAR QUONSET
HUT

ATTENTION:

THIS DOCUMENT CONTAINS PRIVILEGED AND PROPRIETARY
INFORMATION, ALL OF WHICH IS EXPRESSLY PROVIDED BY AVCON, INC.,
FOR USE BY THE INTENDED RECIPIENT, AND FOR A SPECIFIC PURPOSE.
WITHOUT THE EXPRESS WRITTEN CONSENT OF AVCON, INC., ANY
DISTRIBUTION, REPRODUCTION, OR OTHER USE OF THIS DOCUMENT, IN
WHOLE OR IN PART, IS STRICTLY PROHIBITED

SCALE (US SVY FT): GRAPHIC

REVISIONS:

NO.	DATE	BY	DESCRIPTION

DESIGNED BY: PMS
DRAWN BY: MB
CHECKED BY: RDH
APPROVED BY: SS
DATE: AUG 12, 2025


FDOT FM NO. XXXXXX-1
FAA AIP NO. 3-12-00XX-XXX-XXXX
AVCON PROJECT NO. 2025.0052.03
CADD: 2305202009G009

DRAWING
G009

SHEET 9 OF 58

FOR BIDDING ONLY

\\ref5 - x23052023000_HangarA - x23052023_TheBlock
X:\2023\23052023 - CADD - HangarA\23052023\001 - A009.dwg 8/8/2025 9:49 AM



AVCON, INC.
ENGINEERS & PLANNERS
5555 E. MICHIGAN ST., SUITE 200 - ORLANDO, FL 32822-2779
OFFICE: (407) 599-1122 - FAX: (407) 599-1133
CORPORATE CERTIFICATE OF AUTHORIZATION NUMBER: 5057
www.avconinc.com

This item has been digitally signed and sealed by:
#####

Printed copies of this document are not considered signed and sealed
and the signature must be verified on any electronic copies.
PROFESSIONAL SEAL

T-HANGAR DAMAGE PHOTOS

WAUCHULA MUNICIPAL
AIRPORT, WAUCHULA,
FLORIDA

HANGAR A PHOTOS - SHEET 2 OF 9

ATTENTION:
THIS DOCUMENT CONTAINS PRIVILEGED AND PROPRIETARY
INFORMATION, ALL OF WHICH IS EXPRESSLY PROVIDED BY AVCON, INC.,
FOR USE BY THE INTENDED RECIPIENT, AND FOR A SPECIFIC PURPOSE.
WITHOUT THE EXPRESS WRITTEN CONSENT OF AVCON, INC., ANY
DISTRIBUTION, REPRODUCTION, OR OTHER USE OF THIS DOCUMENT, IN
WHOLE OR IN PART, IS STRICTLY PROHIBITED

SCALE (US SVY FT): **GRAPHIC**

REVISIONS:			
NO.	DATE	BY	DESCRIPTION

DESIGNED BY: PMS
DRAWN BY: MB
CHECKED BY: RDH
APPROVED BY: SS
DATE: AUG 12, 2025

FDOT FM NO. XXXXXX-1
FAA AIP NO. 3-12-00XX-XXX-XXXX
AVCON PROJECT NO. 2025.0052.03
CADD: 2305202010A001-A009

**DRAWING
A002**

FOR BIDDING ONLY

\\Fs1\23052023000_HangarA\23052023_TheBlock
X\2023\2023052023 - CADD - Renad - HangarA\2023052023 - CADD\23052023\0A001-A009.dwg 8/8/2025 9:49 AM



AVCON, INC.
ENGINEERS & PLANNERS
5555 E. MICHIGAN ST., SUITE 200 - ORLANDO, FL 32822-2779
OFFICE: (407) 599-1122 - FAX: (407) 599-1133
CORPORATE CERTIFICATE OF AUTHORIZATION NUMBER: 5057
www.avconinc.com

This item has been digitally signed and sealed by:
#####

Printed copies of this document are not considered signed and sealed
and the signature must be verified on any electronic copies.
PROFESSIONAL SEAL

**T-HANGAR
DAMAGE PHOTOS**

**WAUCHULA MUNICIPAL
AIRPORT, WAUCHULA,
FLORIDA**

**HANGAR A PHOTOS
- SHEET 3 OF 9**

ATTENTION:
THIS DOCUMENT CONTAINS PRIVILEGED AND PROPRIETARY
INFORMATION, ALL OF WHICH IS EXPRESSLY PROVIDED BY AVCON, INC.,
FOR USE BY THE INTENDED RECIPIENT, AND FOR A SPECIFIC PURPOSE.
WITHOUT THE EXPRESS WRITTEN CONSENT OF AVCON, INC., ANY
DISTRIBUTION, REPRODUCTION, OR OTHER USE OF THIS DOCUMENT, IN
WHOLE OR IN PART, IS STRICTLY PROHIBITED

SCALE (US SVY FT): GRAPHIC

REVISIONS:			
NO.	DATE	BY	DESCRIPTION

DESIGNED BY: PMS
DRAWN BY: MB
CHECKED BY: RDH
APPROVED BY: SS
DATE: AUG 12, 2025

FDOT FM NO. XXXXXX-1
FAA AIP NO. 3-12-00XX-XXX-XXXX
AVCON PROJECT NO. 2025.0052.03
CADD: 2305202010A001-A009

**DRAWING
A003**

FOR BIDDING ONLY

\\ref5 - x2305203000_HangarA - x2305203000_TileBlock
X:\2023\2305203000 - CADD - HangarA\2305203000 - CADD\2305203000\2305203000 - A009.dwg 8/8/2025 9:49 AM



AVCON, INC.
ENGINEERS & PLANNERS
5555 E. MICHIGAN ST., SUITE 200 - ORLANDO, FL 32822-2779
OFFICE: (407) 599-1122 - FAX: (407) 599-1133
CORPORATE CERTIFICATE OF AUTHORIZATION NUMBER: 5057
www.avconinc.com

This item has been digitally signed and sealed by:
#####

Printed copies of this document are not considered signed and sealed
and the signature must be verified on any electronic copies.
PROFESSIONAL SEAL

T-HANGAR DAMAGE PHOTOS

WAUCHULA MUNICIPAL
AIRPORT, WAUCHULA,
FLORIDA

HANGAR A PHOTOS
- SHEET 4 OF 9

ATTENTION:
THIS DOCUMENT CONTAINS PRIVILEGED AND PROPRIETARY
INFORMATION, ALL OF WHICH IS EXPRESSLY PROVIDED BY AVCON, INC.,
FOR USE BY THE INTENDED RECIPIENT, AND FOR A SPECIFIC PURPOSE.
WITHOUT THE EXPRESS WRITTEN CONSENT OF AVCON, INC., ANY
DISTRIBUTION, REPRODUCTION, OR OTHER USE OF THIS DOCUMENT, IN
WHOLE OR IN PART, IS STRICTLY PROHIBITED

SCALE (US SVY FT): GRAPHIC

REVISIONS:			
NO.	DATE	BY	DESCRIPTION


DESIGNED BY: PMS
DRAWN BY: MB
CHECKED BY: RDH
APPROVED BY: SS
DATE: AUG 12, 2025

FDOT FM NO. XXXXXX-1
FAA AIP NO. 3-12-00XX-XXX-XXXX
AVCON PROJECT NO. 2025.0052.03
CADD: 2305202010A001-A009

DRAWING
A004

FOR BIDDING ONLY

XREFS: x2305203000_HangarA x23052031_TheBlock
X:\2023\202305203 - CADD - HangarA\20230520301 - CADD\2305202010A001 - A005.dwg 8/8/2025 9:49 AM



AVCON, INC.
ENGINEERS & PLANNERS
5555 E. MICHIGAN ST., SUITE 200 - ORLANDO, FL 32822-2779
OFFICE: (407) 599-1122 - FAX: (407) 599-1133
CORPORATE CERTIFICATE OF AUTHORIZATION NUMBER: 5057
www.avconinc.com

This item has been digitally signed and sealed by:
#####

Printed copies of this document are not considered signed and sealed
and the signature must be verified on any electronic copies.
PROFESSIONAL SEAL

T-HANGAR DAMAGE PHOTOS

**WAUCHULA MUNICIPAL
AIRPORT, WAUCHULA,
FLORIDA**

**HANGAR A PHOTOS
- SHEET 5 OF 9**

ATTENTION:
THIS DOCUMENT CONTAINS PRIVILEGED AND PROPRIETARY
INFORMATION, ALL OF WHICH IS EXPRESSLY PROVIDED BY AVCON, INC.,
FOR USE BY THE INTENDED RECIPIENT, AND FOR A SPECIFIC PURPOSE.
WITHOUT THE EXPRESS WRITTEN CONSENT OF AVCON, INC., ANY
DISTRIBUTION, REPRODUCTION, OR OTHER USE OF THIS DOCUMENT, IN
WHOLE OR IN PART, IS STRICTLY PROHIBITED

SCALE (US SVY FT): GRAPHIC

REVISIONS:			
NO.	DATE	BY	DESCRIPTION


DESIGNED BY: PMS
DRAWN BY: MB
CHECKED BY: RDH
APPROVED BY: SS
DATE: AUG 12, 2025

FDOT FM NO. XXXXXX-1
FAA AIP NO. 3-12-00XX-XXX-XXXX
AVCON PROJECT NO. 2025.0052.03
CADD: 2305202010A001-A009

**DRAWING
A005**

FOR BIDDING ONLY

XREFS: x2305203000_HangarA x2305203_TheBlock
X:\2023\202305203 - CADD - HangarA\202305203 - CADD\2305203000_HangarA - A006.dwg 8/8/2025 9:49 AM



AVCON, INC.
ENGINEERS & PLANNERS
5555 E. MICHIGAN ST., SUITE 200 - ORLANDO, FL 32822-2779
OFFICE: (407) 599-1122 - FAX: (407) 599-1133
CORPORATE CERTIFICATE OF AUTHORIZATION NUMBER: 5057
www.avconinc.com

This item has been digitally signed and sealed by:
#####

Printed copies of this document are not considered signed and sealed
and the signature must be verified on any electronic copies.

PROFESSIONAL SEAL

T-HANGAR DAMAGE PHOTOS

WAUCHULA MUNICIPAL
AIRPORT, WAUCHULA,
FLORIDA

HANGAR A PHOTOS - SHEET 6 OF 9

ATTENTION:

THIS DOCUMENT CONTAINS PRIVILEGED AND PROPRIETARY
INFORMATION, ALL OF WHICH IS EXPRESSLY PROVIDED BY AVCON, INC.,
FOR USE BY THE INTENDED RECIPIENT, AND FOR A SPECIFIC PURPOSE.
WITHOUT THE EXPRESS WRITTEN CONSENT OF AVCON, INC., ANY
DISTRIBUTION, REPRODUCTION, OR OTHER USE OF THIS DOCUMENT, IN
WHOLE OR IN PART, IS STRICTLY PROHIBITED

SCALE (US SVY FT): GRAPHIC

REVISIONS:

NO.	DATE	BY	DESCRIPTION

DESIGNED BY: PMS
DRAWN BY: MB
CHECKED BY: RDH
APPROVED BY: SS
DATE: AUG 12, 2025

FDOT FM NO. XXXXXX-1
FAA AIP NO. 3-12-00XX-XXX-XXXX
AVCON PROJECT NO. 2025.0052.03
CADD: 2305202010A001-A009

DRAWING A006

FOR BIDDING ONLY

\\Fs1\2305202000_HangarA\2305202010A001-A009.dwg 8/8/2025 9:50 AM
XREFS: 2305202000_HangarA\2305202010A001-A009.dwg 8/8/2025 9:50 AM
XREFS: 2305202000_HangarA\2305202010A001-A009.dwg 8/8/2025 9:50 AM



AVCON, INC.
ENGINEERS & PLANNERS
5555 E. MICHIGAN ST., SUITE 200 - ORLANDO, FL 32822-2779
OFFICE: (407) 599-1122 - FAX: (407) 599-1133
CORPORATE CERTIFICATE OF AUTHORIZATION NUMBER: 5057
www.avconinc.com

This item has been digitally signed and sealed by:
#####

Printed copies of this document are not considered signed and sealed
and the signature must be verified on any electronic copies.
PROFESSIONAL SEAL

T-HANGAR DAMAGE PHOTOS

WAUCHULA MUNICIPAL
AIRPORT, WAUCHULA,
FLORIDA

HANGAR A PHOTOS
- SHEET 7 OF 9

ATTENTION:
THIS DOCUMENT CONTAINS PRIVILEGED AND PROPRIETARY
INFORMATION, ALL OF WHICH IS EXPRESSLY PROVIDED BY AVCON, INC.,
FOR USE BY THE INTENDED RECIPIENT, AND FOR A SPECIFIC PURPOSE.
WITHOUT THE EXPRESS WRITTEN CONSENT OF AVCON, INC., ANY
DISTRIBUTION, REPRODUCTION, OR OTHER USE OF THIS DOCUMENT, IN
WHOLE OR IN PART, IS STRICTLY PROHIBITED

SCALE (US SVY FT): GRAPHIC

REVISIONS:			
NO.	DATE	BY	DESCRIPTION

DESIGNED BY: PMS
DRAWN BY: MB
CHECKED BY: RDH
APPROVED BY: SS
DATE: AUG 12, 2025

FDOT FM NO. XXXXXX-1
FAA AIP NO. 3-12-00XX-XXX-XXXX
AVCON PROJECT NO. 2025.0052.03
CADD: 2305202010A001-A009

DRAWING
A007

SHEET 16 OF 58

FOR BIDDING ONLY

\\ref5 - x2305203000_HangarA - x2305203000_TheBlock
X:\2023\202305203 - CADD - HangarA - x2305203000_TheBlock - CAD\2305203000_TheBlock - A008.dwg 8/8/2025 9:50 AM



AVCON, INC.
ENGINEERS & PLANNERS
5555 E. MICHIGAN ST., SUITE 200 - ORLANDO, FL 32822-2779
OFFICE: (407) 599-1122 - FAX: (407) 599-1133
CORPORATE CERTIFICATE OF AUTHORIZATION NUMBER: 5057
www.avconinc.com

This item has been digitally signed and sealed by:
#####

Printed copies of this document are not considered signed and sealed
and the signature must be verified on any electronic copies.
PROFESSIONAL SEAL

**T-HANGAR
DAMAGE PHOTOS**

**WAUCHULA MUNICIPAL
AIRPORT, WAUCHULA,
FLORIDA**

**HANGAR A PHOTOS
- SHEET 8 OF 9**

ATTENTION:
THIS DOCUMENT CONTAINS PRIVILEGED AND PROPRIETARY
INFORMATION, ALL OF WHICH IS EXPRESSLY PROVIDED BY AVCON, INC.,
FOR USE BY THE INTENDED RECIPIENT, AND FOR A SPECIFIC PURPOSE.
WITHOUT THE EXPRESS WRITTEN CONSENT OF AVCON, INC., ANY
DISTRIBUTION, REPRODUCTION, OR OTHER USE OF THIS DOCUMENT, IN
WHOLE OR IN PART, IS STRICTLY PROHIBITED

SCALE (US SVY FT): GRAPHIC

REVISIONS:			
NO.	DATE	BY	DESCRIPTION

DESIGNED BY: PMS
DRAWN BY: MB
CHECKED BY: RDH
APPROVED BY: SS
DATE: AUG 12, 2025

FDOT FM NO. XXXXXX-1
FAA AIP NO. 3-12-00XX-XXX-XXXX
AVCON PROJECT NO. 2025.0052.03
CADD: 2305202010A001-A009

**DRAWING
A008**

FOR BIDDING ONLY

\\ref5 - 2305202000_HangarA - 23052003_TheBlock
X:\2023\2023052003 - CADD - HangarA - 2305202001\0A001 - A009.dwg 8/8/2025 9:50 AM



AVCON, INC.
ENGINEERS & PLANNERS
5555 E. MICHIGAN ST., SUITE 200 - ORLANDO, FL 32822-2779
OFFICE: (407) 599-1122 - FAX: (407) 599-1133
CORPORATE CERTIFICATE OF AUTHORIZATION NUMBER: 5057
www.avconinc.com

This item has been digitally signed and sealed by:
#####

Printed copies of this document are not considered signed and sealed
and the signature must be verified on any electronic copies.
PROFESSIONAL SEAL

T-HANGAR DAMAGE PHOTOS

WAUCHULA MUNICIPAL
AIRPORT, WAUCHULA,
FLORIDA

HANGAR A PHOTOS
- SHEET 9 OF 9

ATTENTION:
THIS DOCUMENT CONTAINS PRIVILEGED AND PROPRIETARY
INFORMATION, ALL OF WHICH IS EXPRESSLY PROVIDED BY AVCON, INC.,
FOR USE BY THE INTENDED RECIPIENT, AND FOR A SPECIFIC PURPOSE.
WITHOUT THE EXPRESS WRITTEN CONSENT OF AVCON, INC., ANY
DISTRIBUTION, REPRODUCTION, OR OTHER USE OF THIS DOCUMENT, IN
WHOLE OR IN PART, IS STRICTLY PROHIBITED

SCALE (US SVY FT): **GRAPHIC**

REVISIONS:			
NO.	DATE	BY	DESCRIPTION

DESIGNED BY: PMS
DRAWN BY: MB
CHECKED BY: RDH
APPROVED BY: SS
DATE: AUG 12, 2025


FDOT FM NO. XXXXXX-1
FAA AIP NO. 3-12-00XX-XXX-XXXX
AVCON PROJECT NO. 2025.0052.03
CADD: 2305202010A001-A009

DRAWING
A009

SHEET 18 OF 58

FOR BIDDING ONLY

\\01\01\23052023\TitleBlock\23052023000_HangarB
X:\2023\23052023 - CADD - Remod_HangarB\23052023000 - CADD\2305202300019B001 - B005.dwg 8/8/2025 9:50 AM



AVCON, INC.
ENGINEERS & PLANNERS
5555 E. MICHIGAN ST., SUITE 200 - ORLANDO, FL 32822-2779
OFFICE: (407) 599-1122 - FAX: (407) 599-1133
CORPORATE CERTIFICATE OF AUTHORIZATION NUMBER: 5057
www.avconinc.com

This item has been digitally signed and sealed by:
#####

Printed copies of this document are not considered signed and sealed
and the signature must be verified on any electronic copies.
PROFESSIONAL SEAL

**T-HANGAR
DAMAGE PHOTOS**

**WAUCHULA MUNICIPAL
AIRPORT, WAUCHULA,
FLORIDA**

**HANGAR B PHOTOS
- SHEET 1 OF 5**

ATTENTION:
THIS DOCUMENT CONTAINS PRIVILEGED AND PROPRIETARY
INFORMATION, ALL OF WHICH IS EXPRESSLY PROVIDED BY AVCON, INC.,
FOR USE BY THE INTENDED RECIPIENT, AND FOR A SPECIFIC PURPOSE.
WITHOUT THE EXPRESS WRITTEN CONSENT OF AVCON, INC., ANY
DISTRIBUTION, REPRODUCTION, OR OTHER USE OF THIS DOCUMENT, IN
WHOLE OR IN PART, IS STRICTLY PROHIBITED

SCALE (US SVY FT): GRAPHIC

REVISIONS:			
NO.	DATE	BY	DESCRIPTION

DESIGNED BY: PMS
DRAWN BY: MB
CHECKED BY: RDH
APPROVED BY: SS
DATE: AUG 12, 2025

FDOT FM NO. XXXXXX-1
FAA AIP NO. 3-12-00XX-XXX-XXXX
AVCON PROJECT NO. 2025.0052.03
CADD: 2305202019B001-B005

**DRAWING
B001**

FOR BIDDING ONLY

XREFS: x23052023_TitleBlock x23052023000_HangerB
X:\2023\23052023000 - CADD - HangerB\23052023000 - B005.dwg 8/8/2025 9:50 AM



AVCON, INC.
ENGINEERS & PLANNERS
5555 E. MICHIGAN ST., SUITE 200 - ORLANDO, FL 32822-2779
OFFICE: (407) 599-1122 - FAX: (407) 599-1133
CORPORATE CERTIFICATE OF AUTHORIZATION NUMBER: 5057
www.avconinc.com

This item has been digitally signed and sealed by:
#####

Printed copies of this document are not considered signed and sealed
and the signature must be verified on any electronic copies.
PROFESSIONAL SEAL

**T-HANGAR
DAMAGE PHOTOS**

**WAUCHULA MUNICIPAL
AIRPORT, WAUCHULA,
FLORIDA**

**HANGAR B PHOTOS
- SHEET 2 OF 5**

ATTENTION:
THIS DOCUMENT CONTAINS PRIVILEGED AND PROPRIETARY
INFORMATION, ALL OF WHICH IS EXPRESSLY PROVIDED BY AVCON, INC.,
FOR USE BY THE INTENDED RECIPIENT, AND FOR A SPECIFIC PURPOSE.
WITHOUT THE EXPRESS WRITTEN CONSENT OF AVCON, INC., ANY
DISTRIBUTION, REPRODUCTION, OR OTHER USE OF THIS DOCUMENT, IN
WHOLE OR IN PART, IS STRICTLY PROHIBITED

SCALE (US SVY FT): GRAPHIC

REVISIONS:			
NO.	DATE	BY	DESCRIPTION

DESIGNED BY: PMS
DRAWN BY: MB
CHECKED BY: RDH
APPROVED BY: SS
DATE: AUG 12, 2025

FDOT FM NO. XXXXXX-1
FAA AIP NO. 3-12-00XX-XXX-XXXX
AVCON PROJECT NO. 2025.0052.03
CADD: 2305202019B001-B005

**DRAWING
B002**

FOR BIDDING ONLY

\\Fs1\23052023\TitleBlock\23052023000_HangarB
X\2023\23052023000 - CADD - HangarB\23052023000 - CADD\23052023000 - B005.dwg 8/8/2025 9:50 AM



AVCON, INC.
ENGINEERS & PLANNERS
5555 E. MICHIGAN ST., SUITE 200 - ORLANDO, FL 32822-2779
OFFICE: (407) 599-1122 - FAX: (407) 599-1133
CORPORATE CERTIFICATE OF AUTHORIZATION NUMBER: 5057
www.avconinc.com

This item has been digitally signed and sealed by:
#####

Printed copies of this document are not considered signed and sealed
and the signature must be verified on any electronic copies.
PROFESSIONAL SEAL

T-HANGAR DAMAGE PHOTOS

**WAUCHULA MUNICIPAL
AIRPORT, WAUCHULA,
FLORIDA**

**HANGAR B PHOTOS
- SHEET 3 OF 5**

ATTENTION:
THIS DOCUMENT CONTAINS PRIVILEGED AND PROPRIETARY
INFORMATION, ALL OF WHICH IS EXPRESSLY PROVIDED BY AVCON, INC.,
FOR USE BY THE INTENDED RECIPIENT, AND FOR A SPECIFIC PURPOSE.
WITHOUT THE EXPRESS WRITTEN CONSENT OF AVCON, INC., ANY
DISTRIBUTION, REPRODUCTION, OR OTHER USE OF THIS DOCUMENT, IN
WHOLE OR IN PART, IS STRICTLY PROHIBITED

SCALE (US SVY FT): GRAPHIC

REVISIONS:			
NO.	DATE	BY	DESCRIPTION

DESIGNED BY: PMS
DRAWN BY: MB
CHECKED BY: RDH
APPROVED BY: SS
DATE: AUG 12, 2025

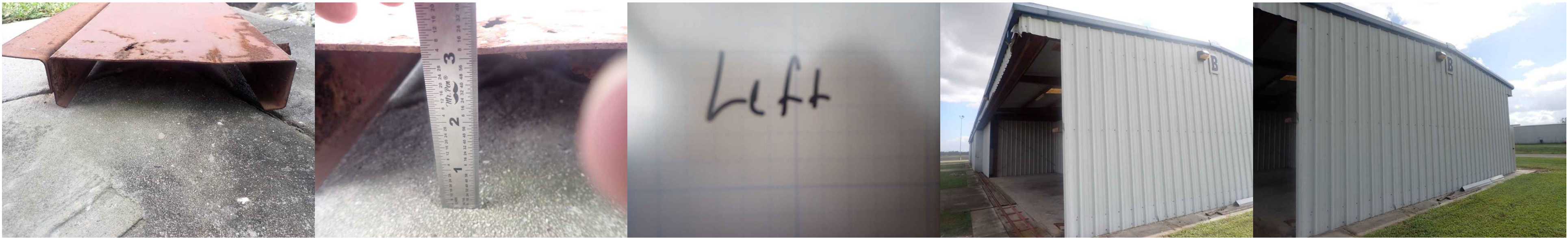
FDOT FM NO. XXXXXX-1
FAA AIP NO. 3-12-00XX-XXX-XXXX
AVCON PROJECT NO. 2025.0052.03
CADD: 2305202019B001-B005

**DRAWING
B003**

SHEET 21 OF 58

FOR BIDDING ONLY

XREFS: x23052023_TitleBlock_x23052023000_HangerB
X:\2023\23052023000 - CADD - HangerB\23052023000 - CADD\23052023000 - B005.dwg 8/8/2025 9:50 AM



AVCON, INC.
ENGINEERS & PLANNERS
5555 E. MICHIGAN ST., SUITE 200 - ORLANDO, FL 32822-2779
OFFICE: (407) 599-1122 - FAX: (407) 599-1133
CORPORATE CERTIFICATE OF AUTHORIZATION NUMBER: 5057
www.avconinc.com

This item has been digitally signed and sealed by:
#####

Printed copies of this document are not considered signed and sealed
and the signature must be verified on any electronic copies.
PROFESSIONAL SEAL

T-HANGAR DAMAGE PHOTOS

WAUCHULA MUNICIPAL
AIRPORT, WAUCHULA,
FLORIDA

HANGAR B PHOTOS
- SHEET 4 OF 5

ATTENTION:
THIS DOCUMENT CONTAINS PRIVILEGED AND PROPRIETARY
INFORMATION, ALL OF WHICH IS EXPRESSLY PROVIDED BY AVCON, INC.,
FOR USE BY THE INTENDED RECIPIENT, AND FOR A SPECIFIC PURPOSE.
WITHOUT THE EXPRESS WRITTEN CONSENT OF AVCON, INC., ANY
DISTRIBUTION, REPRODUCTION, OR OTHER USE OF THIS DOCUMENT, IN
WHOLE OR IN PART, IS STRICTLY PROHIBITED

SCALE (US SVY FT): GRAPHIC

REVISIONS:			
NO.	DATE	BY	DESCRIPTION

DESIGNED BY: PMS
DRAWN BY: MB
CHECKED BY: RDH
APPROVED BY: SS
DATE: AUG 12, 2025

FDOT FM NO. XXXXXX-1
FAA AIP NO. 3-12-00XX-XXX-XXXX
AVCON PROJECT NO. 2025.0052.03
CADD: 2305202019B001-B005

DRAWING
B004

FOR BIDDING ONLY

XREFS: x23052023_TitleBlock_x23052023000_HangerB
X:\2023\2023052023 - CEN - Remod_Hanger\2023052023000 - CADD\2305202019B001 - B005.dwg 8/8/2025 9:50 AM



AVCON, INC.
ENGINEERS & PLANNERS
5555 E. MICHIGAN ST., SUITE 200 - ORLANDO, FL 32822-2779
OFFICE: (407) 599-1122 - FAX: (407) 599-1133
CORPORATE CERTIFICATE OF AUTHORIZATION NUMBER: 5057
www.avconinc.com

This item has been digitally signed and sealed by:
#####

Printed copies of this document are not considered signed and sealed
and the signature must be verified on any electronic copies.
PROFESSIONAL SEAL

**T-HANGAR
DAMAGE PHOTOS**

**WAUCHULA MUNICIPAL
AIRPORT, WAUCHULA,
FLORIDA**

**HANGAR B PHOTOS
- SHEET 5 OF 5**

ATTENTION:
THIS DOCUMENT CONTAINS PRIVILEGED AND PROPRIETARY
INFORMATION, ALL OF WHICH IS EXPRESSLY PROVIDED BY AVCON, INC.,
FOR USE BY THE INTENDED RECIPIENT, AND FOR A SPECIFIC PURPOSE.
WITHOUT THE EXPRESS WRITTEN CONSENT OF AVCON, INC., ANY
DISTRIBUTION, REPRODUCTION, OR OTHER USE OF THIS DOCUMENT, IN
WHOLE OR IN PART, IS STRICTLY PROHIBITED

SCALE (US SVY FT): GRAPHIC

REVISIONS:			
NO.	DATE	BY	DESCRIPTION


DESIGNED BY: PMS
DRAWN BY: MB
CHECKED BY: RDH
APPROVED BY: SS
DATE: AUG 12, 2025

FDOT FM NO. XXXXXX-1
FAA AIP NO. 3-12-00XX-XXX-XXXX
AVCON PROJECT NO. 2025.0052.03
CADD: 2305202019B001-B005

**DRAWING
B005**

FOR BIDDING ONLY

XREFS: x23052023_TitleBlock x23052023000_HangerC
X:\2023\2023052023 - CADD - HangerC - CADD\23052023000_HangerC - CADD.dwg 8/8/2025 9:50 AM



AVCON, INC.
ENGINEERS & PLANNERS
5555 E. MICHIGAN ST., SUITE 200 - ORLANDO, FL 32822-2779
OFFICE: (407) 599-1122 - FAX: (407) 599-1133
CORPORATE CERTIFICATE OF AUTHORIZATION NUMBER: 5057
www.avconinc.com

This item has been digitally signed and sealed by:
#####

Printed copies of this document are not considered signed and sealed
and the signature must be verified on any electronic copies.
PROFESSIONAL SEAL

T-HANGAR DAMAGE PHOTOS

WAUCHULA MUNICIPAL
AIRPORT, WAUCHULA,
FLORIDA

HANGAR C PHOTOS
- SHEET 1 OF 6

ATTENTION:
THIS DOCUMENT CONTAINS PRIVILEGED AND PROPRIETARY
INFORMATION, ALL OF WHICH IS EXPRESSLY PROVIDED BY AVCON, INC.,
FOR USE BY THE INTENDED RECIPIENT, AND FOR A SPECIFIC PURPOSE.
WITHOUT THE EXPRESS WRITTEN CONSENT OF AVCON, INC., ANY
DISTRIBUTION, REPRODUCTION, OR OTHER USE OF THIS DOCUMENT, IN
WHOLE OR IN PART, IS STRICTLY PROHIBITED

SCALE (US SVY FT): GRAPHIC

REVISIONS:			
NO.	DATE	BY	DESCRIPTION

DESIGNED BY: PMS
DRAWN BY: MB
CHECKED BY: RDH
APPROVED BY: SS
DATE: AUG 12, 2025




FDOT FM NO. XXXXXX-1
FAA AIP NO. 3-12-00XX-XXX-XXXX
AVCON PROJECT NO. 2025.0052.03
CADD: 2305202024C001-C006

DRAWING
C001

SHEET 24 OF 58

FOR BIDDING ONLY

\\01\apps\23052023\TitleBlock\23052023000_HangerC
X:\2023\23052023\23052023 - C001 - Renda_Hanger\23052023000 - C006.dwg 8/8/2025 9:50 AM



AVCON, INC.
ENGINEERS & PLANNERS
5555 E. MICHIGAN ST., SUITE 200 - ORLANDO, FL 32822-2779
OFFICE: (407) 599-1122 - FAX: (407) 599-1133
CORPORATE CERTIFICATE OF AUTHORIZATION NUMBER: 5057
www.avconinc.com

This item has been digitally signed and sealed by:
#####

Printed copies of this document are not considered signed and sealed
and the signature must be verified on any electronic copies.
PROFESSIONAL SEAL

T-HANGAR DAMAGE PHOTOS

WAUCHULA MUNICIPAL
AIRPORT, WAUCHULA,
FLORIDA

HANGAR C PHOTOS
- SHEET 2 OF 6

ATTENTION:
THIS DOCUMENT CONTAINS PRIVILEGED AND PROPRIETARY
INFORMATION, ALL OF WHICH IS EXPRESSLY PROVIDED BY AVCON, INC.,
FOR USE BY THE INTENDED RECIPIENT, AND FOR A SPECIFIC PURPOSE.
WITHOUT THE EXPRESS WRITTEN CONSENT OF AVCON, INC., ANY
DISTRIBUTION, REPRODUCTION, OR OTHER USE OF THIS DOCUMENT, IN
WHOLE OR IN PART, IS STRICTLY PROHIBITED

SCALE (US SVY FT): **GRAPHIC**

REVISIONS:			
NO.	DATE	BY	DESCRIPTION

DESIGNED BY: PMS
DRAWN BY: MB
CHECKED BY: RDH
APPROVED BY: SS
DATE: AUG 12, 2025


FDOT FM NO. XXXXXX-1
FAA AIP NO. 3-12-00XX-XXX-XXXX
AVCON PROJECT NO. 2025.0052.03
CADD: 2305202024C001-C006

DRAWING
C002

SHEET 25 OF 58

FOR BIDDING ONLY

\\Fs1\23052023_TitledBlock_v23052023000_HangerC
X\2023\23052023000 - C001 - Rndm - HangerC\23052023000 - C001.dwg 8/8/2025 9:50 AM



AVCON, INC.
ENGINEERS & PLANNERS
5555 E. MICHIGAN ST., SUITE 200 - ORLANDO, FL 32822-2779
OFFICE: (407) 599-1122 - FAX: (407) 599-1133
CORPORATE CERTIFICATE OF AUTHORIZATION NUMBER: 5057
www.avconinc.com

This item has been digitally signed and sealed by:
#####

Printed copies of this document are not considered signed and sealed
and the signature must be verified on any electronic copies.
PROFESSIONAL SEAL

**T-HANGAR
DAMAGE PHOTOS**

**WAUCHULA MUNICIPAL
AIRPORT, WAUCHULA,
FLORIDA**

**HANGAR C PHOTOS
- SHEET 3 OF 6**

ATTENTION:
THIS DOCUMENT CONTAINS PRIVILEGED AND PROPRIETARY
INFORMATION, ALL OF WHICH IS EXPRESSLY PROVIDED BY AVCON, INC.,
FOR USE BY THE INTENDED RECIPIENT, AND FOR A SPECIFIC PURPOSE.
WITHOUT THE EXPRESS WRITTEN CONSENT OF AVCON, INC., ANY
DISTRIBUTION, REPRODUCTION, OR OTHER USE OF THIS DOCUMENT, IN
WHOLE OR IN PART, IS STRICTLY PROHIBITED

SCALE (US SVY FT): GRAPHIC

REVISIONS:			
NO.	DATE	BY	DESCRIPTION

DESIGNED BY: PMS
DRAWN BY: MB
CHECKED BY: RDH
APPROVED BY: SS
DATE: AUG 12, 2025

FDOT FM NO. XXXXXX-1
FAA AIP NO. 3-12-00XX-XXX-XXXX
AVCON PROJECT NO. 2025.0052.03
CADD: 2305202024C001-C006

**DRAWING
C003**

FOR BIDDING ONLY

XREFS: x23052023_TitleBlock_x23052023000_HangerC
X:\2023\2023052023 - CADD - Remedy Hangar\2023052023001 - C005.dwg 8/8/2025 9:50 AM



AVCON, INC.
ENGINEERS & PLANNERS
5555 E. MICHIGAN ST., SUITE 200 - ORLANDO, FL 32822-2779
OFFICE: (407) 599-1122 - FAX: (407) 599-1133
CORPORATE CERTIFICATE OF AUTHORIZATION NUMBER: 5057
www.avconinc.com

This item has been digitally signed and sealed by:
#####

Printed copies of this document are not considered signed and sealed
and the signature must be verified on any electronic copies.
PROFESSIONAL SEAL

**T-HANGAR
DAMAGE PHOTOS**

**WAUCHULA MUNICIPAL
AIRPORT, WAUCHULA,
FLORIDA**

**HANGAR C PHOTOS
- SHEET 4 OF 6**

ATTENTION:
THIS DOCUMENT CONTAINS PRIVILEGED AND PROPRIETARY
INFORMATION, ALL OF WHICH IS EXPRESSLY PROVIDED BY AVCON, INC.,
FOR USE BY THE INTENDED RECIPIENT, AND FOR A SPECIFIC PURPOSE.
WITHOUT THE EXPRESS WRITTEN CONSENT OF AVCON, INC., ANY
DISTRIBUTION, REPRODUCTION, OR OTHER USE OF THIS DOCUMENT, IN
WHOLE OR IN PART, IS STRICTLY PROHIBITED

SCALE (US SVY FT): GRAPHIC

REVISIONS:			
NO.	DATE	BY	DESCRIPTION

DESIGNED BY: PMS
DRAWN BY: MB
CHECKED BY: RDH
APPROVED BY: SS
DATE: AUG 12, 2025

FDOT FM NO. XXXXXX-1
FAA AIP NO. 3-12-00XX-XXX-XXXX
AVCON PROJECT NO. 2025.0052.03
CADD: 2305202024C001-C006

**DRAWING
C004**

FOR BIDDING ONLY



FOR BIDDING ONLY

XREFS: x23052023_TitleBlock_x23052023000_HangerC
X:\2023\2023052023 - CADD - HangerC.dwg 8/8/2025 9:50 AM



AVCON, INC.
ENGINEERS & PLANNERS
5555 E. MICHIGAN ST., SUITE 200 - ORLANDO, FL 32822-2779
OFFICE: (407) 599-1122 - FAX: (407) 599-1133
CORPORATE CERTIFICATE OF AUTHORIZATION NUMBER: 5057
www.avconinc.com

This item has been digitally signed and sealed by:
#####

Printed copies of this document are not considered signed and sealed
and the signature must be verified on any electronic copies.
PROFESSIONAL SEAL

T-HANGAR DAMAGE PHOTOS

WAUCHULA MUNICIPAL
AIRPORT, WAUCHULA,
FLORIDA

HANGAR C PHOTOS
- SHEET 6 OF 6

ATTENTION:
THIS DOCUMENT CONTAINS PRIVILEGED AND PROPRIETARY
INFORMATION, ALL OF WHICH IS EXPRESSLY PROVIDED BY AVCON, INC.,
FOR USE BY THE INTENDED RECIPIENT, AND FOR A SPECIFIC PURPOSE.
WITHOUT THE EXPRESS WRITTEN CONSENT OF AVCON, INC., ANY
DISTRIBUTION, REPRODUCTION, OR OTHER USE OF THIS DOCUMENT, IN
WHOLE OR IN PART, IS STRICTLY PROHIBITED

SCALE (US SVY FT): GRAPHIC

REVISIONS:			
NO.	DATE	BY	DESCRIPTION

DESIGNED BY: PMS
DRAWN BY: MB
CHECKED BY: RDH
APPROVED BY: SS
DATE: AUG 12, 2025

FDOT FM NO. XXXXXX-1
FAA AIP NO. 3-12-00XX-XXX-XXXX
AVCON PROJECT NO. 2025.0052.03
CADD: 2305202024C001-C006

DRAWING
C006

FOR BIDDING ONLY

XREFS: x2305203_TitleBlock_x2305203000_HangerD
X:\2023\202305203 - CADD - Reman - Hangar\2023052030001 - D012.dwg 8/8/2025 9:51 AM



AVCON, INC.
ENGINEERS & PLANNERS
5555 E. MICHIGAN ST., SUITE 200 - ORLANDO, FL 32822-2779
OFFICE: (407) 599-1122 - FAX: (407) 599-1133
CORPORATE CERTIFICATE OF AUTHORIZATION NUMBER: 5057
www.avconinc.com

This item has been digitally signed and sealed by:
#####

Printed copies of this document are not considered signed and sealed
and the signature must be verified on any electronic copies.
PROFESSIONAL SEAL

**T-HANGAR
DAMAGE PHOTOS**

**WAUCHULA MUNICIPAL
AIRPORT, WAUCHULA,
FLORIDA**

**HANGAR D PHOTOS
- SHEET 1 OF 12**

ATTENTION:
THIS DOCUMENT CONTAINS PRIVILEGED AND PROPRIETARY
INFORMATION, ALL OF WHICH IS EXPRESSLY PROVIDED BY AVCON, INC.,
FOR USE BY THE INTENDED RECIPIENT, AND FOR A SPECIFIC PURPOSE.
WITHOUT THE EXPRESS WRITTEN CONSENT OF AVCON, INC., ANY
DISTRIBUTION, REPRODUCTION, OR OTHER USE OF THIS DOCUMENT, IN
WHOLE OR IN PART, IS STRICTLY PROHIBITED

SCALE (US SVY FT): GRAPHIC


REVISIONS:			
NO.	DATE	BY	DESCRIPTION

DESIGNED BY: PMS
DRAWN BY: MB
CHECKED BY: RDH
APPROVED BY: SS
DATE: AUG 12, 2025

FDOT FM NO. XXXXXX-1
FAA AIP NO. 3-12-00XX-XXX-XXXX
AVCON PROJECT NO. 2025.0052.03
CADD: 2305202030D001-D012

**DRAWING
D001**

FOR BIDDING ONLY



A 2x5 grid of ten photographs showing various views of a corrugated metal roof. The images include close-ups of roof ridges, shadows of people walking on the roof, and wide shots of the roof surface against a clear sky and green landscape.

A 2x5 grid of ten photographs showing a person walking on a corrugated metal roof. The person's shadow is cast long and dark on the roof panels. The background shows a green field and a clear sky.

XREFS: x2305203_TitleBlock x2305203000_Hangard
v:\2023\2023.052.03 - CHN - Rehab Hangars\2023.052.03 - CAD\230520300001-D012.dwg 8/8/2025 9:51 AM

\\ref5 - 2305203_TitleBlock_v2305203000_HangarD
X:\2023\202305203 - CEN - Remod - Hangar\2023052030001 - D012.dwg 8/8/2025 9:51 AM



AVCON, INC.
ENGINEERS & PLANNERS
5555 E. MICHIGAN ST., SUITE 200 - ORLANDO, FL 32822-2779
OFFICE: (407) 599-1122 - FAX: (407) 599-1133
CORPORATE CERTIFICATE OF AUTHORIZATION NUMBER: 5057
www.avconinc.com

This item has been digitally signed and sealed by:
#####

Printed copies of this document are not considered signed and sealed
and the signature must be verified on any electronic copies.
PROFESSIONAL SEAL

**T-HANGAR
DAMAGE PHOTOS**

**WAUCHULA MUNICIPAL
AIRPORT, WAUCHULA,
FLORIDA**

**HANGAR D PHOTOS
- SHEET 3 OF 12**

ATTENTION:
THIS DOCUMENT CONTAINS PRIVILEGED AND PROPRIETARY
INFORMATION, ALL OF WHICH IS EXPRESSLY PROVIDED BY AVCON, INC.,
FOR USE BY THE INTENDED RECIPIENT, AND FOR A SPECIFIC PURPOSE.
WITHOUT THE EXPRESS WRITTEN CONSENT OF AVCON, INC., ANY
DISTRIBUTION, REPRODUCTION, OR OTHER USE OF THIS DOCUMENT, IN
WHOLE OR IN PART, IS STRICTLY PROHIBITED

SCALE (US SVY FT): GRAPHIC

REVISIONS:			
NO.	DATE	BY	DESCRIPTION


DESIGNED BY: PMS
DRAWN BY: MB
CHECKED BY: RDH
APPROVED BY: SS
DATE: AUG 12, 2025

FDOT FM NO. XXXXXX-1
FAA AIP NO. 3-12-00XX-XXX-XXXX
AVCON PROJECT NO. 2025.0052.03
CADD: 2305202030D001-D012

**DRAWING
D003**

FOR BIDDING ONLY

\\Fs1\23052023_TitledBlock_v23052023000_HangarD
X:\2023\23052023 - CADD - HangarD\2305202300001 - D012.dwg 8/8/2025 9:51 AM



AVCON, INC.
ENGINEERS & PLANNERS
5555 E. MICHIGAN ST., SUITE 200 - ORLANDO, FL 32822-2779
OFFICE: (407) 599-1122 - FAX: (407) 599-1133
CORPORATE CERTIFICATE OF AUTHORIZATION NUMBER: 5057
www.avconinc.com

This item has been digitally signed and sealed by:
#####

Printed copies of this document are not considered signed and sealed
and the signature must be verified on any electronic copies.

PROFESSIONAL SEAL

T-HANGAR DAMAGE PHOTOS

WAUCHULA MUNICIPAL
AIRPORT, WAUCHULA,
FLORIDA

HANGAR D PHOTOS
- SHEET 4 OF 12

ATTENTION:

THIS DOCUMENT CONTAINS PRIVILEGED AND PROPRIETARY
INFORMATION, ALL OF WHICH IS EXPRESSLY PROVIDED BY AVCON, INC.,
FOR USE BY THE INTENDED RECIPIENT, AND FOR A SPECIFIC PURPOSE.
WITHOUT THE EXPRESS WRITTEN CONSENT OF AVCON, INC., ANY
DISTRIBUTION, REPRODUCTION, OR OTHER USE OF THIS DOCUMENT, IN
WHOLE OR IN PART, IS STRICTLY PROHIBITED

SCALE (US SVY FT): GRAPHIC

REVISIONS:

NO.	DATE	BY	DESCRIPTION

DESIGNED BY: PMS

DRAWN BY: MB

CHECKED BY: RDH

APPROVED BY: SS

DATE: AUG 12, 2025

FDOT FM NO. XXXXXX-1

FAA AIP NO. 3-12-00XX-XXX-XXXX

AVCON PROJECT NO. 2025.0052.03


CADD: 23052023030D001-D012

DRAWING
D004

SHEET 33 OF 58

FOR BIDDING ONLY

XREFS: x23052023_TitleBlock_x23052023000_HangerD
X:\2023\2023052023 - CADD - Remedy - HangerD\202305202300001-D012.dwg 8/8/2025 9:51 AM



AVCON, INC.
ENGINEERS & PLANNERS
5555 E. MICHIGAN ST., SUITE 200 - ORLANDO, FL 32822-2779
OFFICE: (407) 599-1122 - FAX: (407) 599-1133
CORPORATE CERTIFICATE OF AUTHORIZATION NUMBER: 5057
www.avconinc.com

This item has been digitally signed and sealed by:
#####

Printed copies of this document are not considered signed and sealed
and the signature must be verified on any electronic copies.
PROFESSIONAL SEAL

**T-HANGAR
DAMAGE PHOTOS**

**WAUCHULA MUNICIPAL
AIRPORT, WAUCHULA,
FLORIDA**

**HANGAR D PHOTOS
- SHEET 5 OF 12**

ATTENTION:
THIS DOCUMENT CONTAINS PRIVILEGED AND PROPRIETARY
INFORMATION, ALL OF WHICH IS EXPRESSLY PROVIDED BY AVCON, INC.,
FOR USE BY THE INTENDED RECIPIENT, AND FOR A SPECIFIC PURPOSE.
WITHOUT THE EXPRESS WRITTEN CONSENT OF AVCON, INC., ANY
DISTRIBUTION, REPRODUCTION, OR OTHER USE OF THIS DOCUMENT, IN
WHOLE OR IN PART, IS STRICTLY PROHIBITED

SCALE (US SVY FT): GRAPHIC

REVISIONS:			
NO.	DATE	BY	DESCRIPTION

DESIGNED BY: PMS
DRAWN BY: MB
CHECKED BY: RDH
APPROVED BY: SS
DATE: AUG 12, 2025

FDOT FM NO. XXXXXX-1
FAA AIP NO. 3-12-00XX-XXX-XXXX
AVCON PROJECT NO. 2025.0052.03
CADD: 2305202030D001-D012

**DRAWING
D005**

FOR BIDDING ONLY

\\ref5 - 23052023 TitleBlock - 23052023000_HangarD
X:\2023\23052023 - CADD - HangarD\2305202300001 - D012.dwg 8/8/2025 9:51 AM



AVCON, INC.
ENGINEERS & PLANNERS
5555 E. MICHIGAN ST., SUITE 200 - ORLANDO, FL 32822-2779
OFFICE: (407) 599-1122 - FAX: (407) 599-1133
CORPORATE CERTIFICATE OF AUTHORIZATION NUMBER: 5057
www.avconinc.com

This item has been digitally signed and sealed by:
#####

Printed copies of this document are not considered signed and sealed
and the signature must be verified on any electronic copies.
PROFESSIONAL SEAL

**T-HANGAR
DAMAGE PHOTOS**

**WAUCHULA MUNICIPAL
AIRPORT, WAUCHULA,
FLORIDA**

**HANGAR D PHOTOS
- SHEET 6 OF 12**

ATTENTION:
THIS DOCUMENT CONTAINS PRIVILEGED AND PROPRIETARY
INFORMATION, ALL OF WHICH IS EXPRESSLY PROVIDED BY AVCON, INC.,
FOR USE BY THE INTENDED RECIPIENT, AND FOR A SPECIFIC PURPOSE.
WITHOUT THE EXPRESS WRITTEN CONSENT OF AVCON, INC., ANY
DISTRIBUTION, REPRODUCTION, OR OTHER USE OF THIS DOCUMENT, IN
WHOLE OR IN PART, IS STRICTLY PROHIBITED

SCALE (US SVY FT): GRAPHIC

REVISIONS:			
NO.	DATE	BY	DESCRIPTION

DESIGNED BY: PMS
DRAWN BY: MB
CHECKED BY: RDH
APPROVED BY: SS
DATE: AUG 12, 2025

FDOT FM NO. XXXXXX-1
FAA AIP NO. 3-12-00XX-XXX-XXXX
AVCON PROJECT NO. 2025.0052.03
CADD: 2305202030D001-D012

**DRAWING
D006**

FOR BIDDING ONLY

\\Fs1\2305203_TileBlock_x2305203000_HangarD
X\2023\202305203 - CADD - Render_HangarD\202305203 - CADD\23052020300001-D012.dwg 8/8/2025 9:51 AM



AVCON, INC.
ENGINEERS & PLANNERS
5555 E. MICHIGAN ST., SUITE 200 - ORLANDO, FL 32822-2779
OFFICE: (407) 599-1122 - FAX: (407) 599-1133
CORPORATE CERTIFICATE OF AUTHORIZATION NUMBER: 5057
www.avconinc.com

This item has been digitally signed and sealed by:
#####

Printed copies of this document are not considered signed and sealed
and the signature must be verified on any electronic copies.
PROFESSIONAL SEAL

**T-HANGAR
DAMAGE PHOTOS**

**WAUCHULA MUNICIPAL
AIRPORT, WAUCHULA,
FLORIDA**

**HANGAR D PHOTOS
- SHEET 7 OF 12**

ATTENTION:
THIS DOCUMENT CONTAINS PRIVILEGED AND PROPRIETARY
INFORMATION, ALL OF WHICH IS EXPRESSLY PROVIDED BY AVCON, INC.,
FOR USE BY THE INTENDED RECIPIENT, AND FOR A SPECIFIC PURPOSE.
WITHOUT THE EXPRESS WRITTEN CONSENT OF AVCON, INC., ANY
DISTRIBUTION, REPRODUCTION, OR OTHER USE OF THIS DOCUMENT, IN
WHOLE OR IN PART, IS STRICTLY PROHIBITED

SCALE (US SVY FT): GRAPHIC

REVISIONS:			
NO.	DATE	BY	DESCRIPTION

DESIGNED BY: PMS
DRAWN BY: MB
CHECKED BY: RDH
APPROVED BY: SS
DATE: AUG 12, 2025

FDOT FM NO. XXXXXX-1
FAA AIP NO. 3-12-00XX-XXX-XXXX
AVCON PROJECT NO. 2025.0052.03
CADD: 2305202030D001-D012

**DRAWING
D007**

FOR BIDDING ONLY

REFS: 2305203 TitleBlock 2305203000_HangarD
X:\2023\2305203\2305203 - CADD - HangarD\230520300001 - D012.dwg 8/8/2025 9:51 AM



AVCON, INC.
ENGINEERS & PLANNERS
5555 E. MICHIGAN ST., SUITE 200 - ORLANDO, FL 32822-2779
OFFICE: (407) 599-1122 - FAX: (407) 599-1133
CORPORATE CERTIFICATE OF AUTHORIZATION NUMBER: 5057
www.avconinc.com

This item has been digitally signed and sealed by:
#####

Printed copies of this document are not considered signed and sealed
and the signature must be verified on any electronic copies.
PROFESSIONAL SEAL

T-HANGAR DAMAGE PHOTOS

WAUCHULA MUNICIPAL
AIRPORT, WAUCHULA,
FLORIDA

HANGAR D PHOTOS
- SHEET 8 OF 12

ATTENTION:
THIS DOCUMENT CONTAINS PRIVILEGED AND PROPRIETARY
INFORMATION, ALL OF WHICH IS EXPRESSLY PROVIDED BY AVCON, INC.,
FOR USE BY THE INTENDED RECIPIENT, AND FOR A SPECIFIC PURPOSE.
WITHOUT THE EXPRESS WRITTEN CONSENT OF AVCON, INC., ANY
DISTRIBUTION, REPRODUCTION, OR OTHER USE OF THIS DOCUMENT, IN
WHOLE OR IN PART, IS STRICTLY PROHIBITED

SCALE (US SVY FT): GRAPHIC

REVISIONS:			
NO.	DATE	BY	DESCRIPTION

DESIGNED BY: PMS
DRAWN BY: MB
CHECKED BY: RDH
APPROVED BY: SS
DATE: AUG 12, 2025

FDOT FM NO. XXXXXX-1
FAA AIP NO. 3-12-00XX-XXX-XXXX
AVCON PROJECT NO. 2025.0052.03
CADD: 2305202030D001-D012

DRAWING
D008

FOR BIDDING ONLY

\\01\01\23052023\TitleBlock\23052023000_HangarD
X:\2023\23052023 - CADD - Hangar\230520230001-D012.dwg 8/8/2025 9:51 AM



AVCON, INC.
ENGINEERS & PLANNERS
5555 E. MICHIGAN ST., SUITE 200 - ORLANDO, FL 32822-2779
OFFICE: (407) 599-1122 - FAX: (407) 599-1133
CORPORATE CERTIFICATE OF AUTHORIZATION NUMBER: 5057
www.avconinc.com

This item has been digitally signed and sealed by:
#####

Printed copies of this document are not considered signed and sealed
and the signature must be verified on any electronic copies.
PROFESSIONAL SEAL

T-HANGAR DAMAGE PHOTOS

WAUCHULA MUNICIPAL
AIRPORT, WAUCHULA,
FLORIDA

HANGAR D PHOTOS
- SHEET 9 OF 12

ATTENTION:
THIS DOCUMENT CONTAINS PRIVILEGED AND PROPRIETARY
INFORMATION, ALL OF WHICH IS EXPRESSLY PROVIDED BY AVCON, INC.,
FOR USE BY THE INTENDED RECIPIENT, AND FOR A SPECIFIC PURPOSE.
WITHOUT THE EXPRESS WRITTEN CONSENT OF AVCON, INC., ANY
DISTRIBUTION, REPRODUCTION, OR OTHER USE OF THIS DOCUMENT, IN
WHOLE OR IN PART, IS STRICTLY PROHIBITED

SCALE (US SVY FT): **GRAPHIC**

REVISIONS:			
NO.	DATE	BY	DESCRIPTION


DESIGNED BY: PMS
DRAWN BY: MB
CHECKED BY: RDH
APPROVED BY: SS
DATE: AUG 12, 2025

FDOT FM NO. XXXXXX-1
FAA AIP NO. 3-12-00XX-XXX-XXXX
AVCON PROJECT NO. 2025.0052.03
CADD: 2305202030D001-D012

**DRAWING
D009**

SHEET 38 OF 58

FOR BIDDING ONLY



T-HANGAR DAMAGE PHOTOS

**WAUCHULA MUNICIPAL
AIRPORT, WAUCHULA
FLORIDA**

HANGAR D PHOTOS
- SHEET 10 OF 12

ATTENTION:

THIS DOCUMENT CONTAINS PRIVILEGED AND PROPRIETARY INFORMATION, ALL OF WHICH IS EXPRESSLY PROVIDED BY AVCON FOR USE BY THE INTENDED RECIPIENT, AND FOR A SPECIFIC PURPOSE WITHOUT THE EXPRESS WRITTEN CONSENT OF AVCON, INC. DISTRIBUTION, REPRODUCTION, OR OTHER USE OF THIS DOCUMENT WHOLE OR IN PART, IS STRICTLY PROHIBITED

SCALE (US SVY FT): GRAPHIC SCALE:

[illegible]

DESIGNED BY:

DRAWN BY:

CHECKED BY: _____

APPROVED BY:

DATE: AUG 12, 2018

DOT FM NO. XXXX

AA AIP NO. 3-12-00XX-XXX-X

AVCON PROJECT NO. 2025.005

ADD: 2305202030D001-D


DRAWING D010

SHEET 39 OF 58

FOR BIDDING ONLY

XREFS: x2305203_TitleBlock x2305203000_Hangard
v:\v\2023\2023.052.03 - CHN - Rehab Hangars\2023.052.03 - CAD\230520300001-D012.dwg 8/8/2025 9:51 AM

XREFS: x2305203_TitleBlock_x2305203000_HangarD
X:\2023\202305203 - CADD - Remedy Hangar\2023052030001 - D012.dwg 8/8/2025 9:51 AM



AVCON, INC.
 ENGINEERS & PLANNERS
 5555 E. MICHIGAN ST., SUITE 200 - ORLANDO, FL 32822-2779
 OFFICE: (407) 599-1122 - FAX: (407) 599-1133
 CORPORATE CERTIFICATE OF AUTHORIZATION NUMBER: 5057
 www.avconinc.com

This item has been digitally signed and sealed by:
 #####

Printed copies of this document are not considered signed and sealed
 and the signature must be verified on any electronic copies.
PROFESSIONAL SEAL

**T-HANGAR
 DAMAGE PHOTOS**

**WAUCHULA MUNICIPAL
 AIRPORT, WAUCHULA,
 FLORIDA**

**HANGAR D PHOTOS
 - SHEET 11 OF 12**

ATTENTION:
 THIS DOCUMENT CONTAINS PRIVILEGED AND PROPRIETARY
 INFORMATION, ALL OF WHICH IS EXPRESSLY PROVIDED BY AVCON, INC.,
 FOR USE BY THE INTENDED RECIPIENT, AND FOR A SPECIFIC PURPOSE.
 WITHOUT THE EXPRESS WRITTEN CONSENT OF AVCON, INC., ANY
 DISTRIBUTION, REPRODUCTION, OR OTHER USE OF THIS DOCUMENT, IN
 WHOLE OR IN PART, IS STRICTLY PROHIBITED

SCALE (US SVY FT): GRAPHIC

REVISIONS:			
NO.	DATE	BY	DESCRIPTION

DESIGNED BY: PMS
 DRAWN BY: MB
 CHECKED BY: RDH
 APPROVED BY: SS
 DATE: AUG 12, 2025

FDOT FM NO. XXXXXX-1
 FAA AIP NO. 3-12-00XX-XXX-XXXX
 AVCON PROJECT NO. 2025.0052.03
 CADD: 2305202030D001-D012

**DRAWING
 D011**

FOR BIDDING ONLY

XREFS: x2305203_TitleBlock_x2305203000_HangarD
X:\2023\202305203 - CADD - Remod_Hangar\202305203 - CADD\2305202030001-D012.dwg 8/8/2025 9:51 AM



AVCON, INC.
ENGINEERS & PLANNERS
5555 E. MICHIGAN ST., SUITE 200 - ORLANDO, FL 32822-2779
OFFICE: (407) 599-1122 - FAX: (407) 599-1133
CORPORATE CERTIFICATE OF AUTHORIZATION NUMBER: 5057
www.avconinc.com

This item has been digitally signed and sealed by:
#####

Printed copies of this document are not considered signed and sealed
and the signature must be verified on any electronic copies.
PROFESSIONAL SEAL

**T-HANGAR
DAMAGE PHOTOS**

**WAUCHULA MUNICIPAL
AIRPORT, WAUCHULA,
FLORIDA**

**HANGAR D PHOTOS
- SHEET 12 OF 12**

ATTENTION:
THIS DOCUMENT CONTAINS PRIVILEGED AND PROPRIETARY
INFORMATION, ALL OF WHICH IS EXPRESSLY PROVIDED BY AVCON, INC.,
FOR USE BY THE INTENDED RECIPIENT, AND FOR A SPECIFIC PURPOSE.
WITHOUT THE EXPRESS WRITTEN CONSENT OF AVCON, INC., ANY
DISTRIBUTION, REPRODUCTION, OR OTHER USE OF THIS DOCUMENT, IN
WHOLE OR IN PART, IS STRICTLY PROHIBITED

SCALE (US SVY FT): GRAPHIC

REVISIONS:			
NO.	DATE	BY	DESCRIPTION

DESIGNED BY: PMS
DRAWN BY: MB
CHECKED BY: RDH
APPROVED BY: SS
DATE: AUG 12, 2025

FDOT FM NO. XXXXXX-1
FAA AIP NO. 3-12-00XX-XXX-XXXX
AVCON PROJECT NO. 2025.0052.03
CADD: 2305202030D001-D012

**DRAWING
D012**

FOR BIDDING ONLY

XREFS: x23052023_TitleBlock x23052023000_HangarDSouth
X:\2023\23052023 - CADD - Remedy Hangar\23052023 - CADD\230520202042S001 - S003.dwg 8/8/2025 9:51 AM



AVCON, INC.
ENGINEERS & PLANNERS
5555 E. MICHIGAN ST., SUITE 200 - ORLANDO, FL 32822-2779
OFFICE: (407) 599-1122 - FAX: (407) 599-1133
CORPORATE CERTIFICATE OF AUTHORIZATION NUMBER: 5057
www.avconinc.com

This item has been digitally signed and sealed by:
#####

Printed copies of this document are not considered signed and sealed
and the signature must be verified on any electronic copies.
PROFESSIONAL SEAL

T-HANGAR DAMAGE PHOTOS

WAUCHULA MUNICIPAL
AIRPORT, WAUCHULA,
FLORIDA

HANGAR DS
PHOTOS - SHEET 1
OF 3

ATTENTION:
THIS DOCUMENT CONTAINS PRIVILEGED AND PROPRIETARY
INFORMATION, ALL OF WHICH IS EXPRESSLY PROVIDED BY AVCON, INC.,
FOR USE BY THE INTENDED RECIPIENT, AND FOR A SPECIFIC PURPOSE.
WITHOUT THE EXPRESS WRITTEN CONSENT OF AVCON, INC., ANY
DISTRIBUTION, REPRODUCTION, OR OTHER USE OF THIS DOCUMENT, IN
WHOLE OR IN PART, IS STRICTLY PROHIBITED

SCALE (US SVY FT): GRAPHIC

REVISIONS:			
NO.	DATE	BY	DESCRIPTION

DESIGNED BY: PMS
DRAWN BY: MB
CHECKED BY: RDH
APPROVED BY: SS
DATE: AUG 12, 2025

FDOT FM NO. XXXXXX-1
FAA AIP NO. 3-12-00XX-XXX-XXXX
AVCON PROJECT NO. 2025.0052.03
CADD: 2305202042S001-S003

DRAWING
S001

SHEET 42 OF 58

FOR BIDDING ONLY



**WAUCHULA MUNICIPAL
AIRPORT, WAUCHULA,
FLORIDA**

ATTENTION:

THIS DOCUMENT CONTAINS PRIVILEGED AND PROPRIETARY
FORMATION, ALL OF WHICH IS EXPRESSLY PROVIDED BY AVCON, INC.
OR USE BY THE INTENDED RECIPIENT, AND FOR A SPECIFIC PURPOSE.
WITHOUT THE EXPRESS WRITTEN CONSENT OF AVCON, INC. ANY
DISTRIBUTION, REPRODUCTION, OR OTHER USE OF THIS DOCUMENT,
WHOLE OR IN PART, IS STRICTLY PROHIBITED

[illegible]

DOT FM NO. XXXXXX-
AA AIP NO. 3-12-00XX-XXX-XXXX
AVCON PROJECT NO. 2025.0052.03
ADD: 2305202042S001-S003

SHEET 43 OF 58

FOR BIDDING ONLY

XREFS: x2305203_TitleBlock_x2305203000_HangarDSouth
X:\2023\202305203 - CHN - Remud_HangarDSouth\202305203 - CADD\2305202042S001-S003.dwg 8/8/2025 9:52 AM



AVCON, INC.
ENGINEERS & PLANNERS
5555 E. MICHIGAN ST., SUITE 200 - ORLANDO, FL 32822-2779
OFFICE: (407) 599-1122 - FAX: (407) 599-1133
CORPORATE CERTIFICATE OF AUTHORIZATION NUMBER: 5057
www.avconinc.com

This item has been digitally signed and sealed by:
#####

Printed copies of this document are not considered signed and sealed
and the signature must be verified on any electronic copies.

PROFESSIONAL SEAL

T-HANGAR
DAMAGE PHOTOS

WAUCHULA MUNICIPAL
AIRPORT, WAUCHULA,
FLORIDA

HANGAR DS
PHOTOS - SHEET 3
OF 3

ATTENTION:
THIS DOCUMENT CONTAINS PRIVILEGED AND PROPRIETARY
INFORMATION, ALL OF WHICH IS EXPRESSLY PROVIDED BY AVCON, INC.,
FOR USE BY THE INTENDED RECIPIENT, AND FOR A SPECIFIC PURPOSE.
WITHOUT THE EXPRESS WRITTEN CONSENT OF AVCON, INC., ANY
DISTRIBUTION, REPRODUCTION, OR OTHER USE OF THIS DOCUMENT, IN
WHOLE OR IN PART, IS STRICTLY PROHIBITED

SCALE (US SVY FT): GRAPHIC

REVISIONS:			
NO.	DATE	BY	DESCRIPTION

DESIGNED BY: PMS
DRAWN BY: MB
CHECKED BY: RDH
APPROVED BY: SS
DATE: AUG 12, 2025





FDOT FM NO. XXXXXX-1
FAA AIP NO. 3-12-00XX-XXX-XXXX
AVCON PROJECT NO. 2025.0052.03
CADD: 2305202042S001-S003

DRAWING
S003

SHEET 44 OF 58

FOR BIDDING ONLY

XREFS: x2305203_TitleBlock_x2305203000_Hangar00unzhtul
X:\2023\202305203 - CADD - Hangar_Hangar\202305203 - CADD\2305202045Q001-Q004.dwg 8/8/2025 9:53 AM



AVCON, INC.
ENGINEERS & PLANNERS
5555 E. MICHIGAN ST., SUITE 200 - ORLANDO, FL 32822-2779
OFFICE: (407) 599-1122 - FAX: (407) 599-1133
CORPORATE CERTIFICATE OF AUTHORIZATION NUMBER: 5057
www.avconinc.com

This item has been digitally signed and sealed by:
#####

Printed copies of this document are not considered signed and sealed
and the signature must be verified on any electronic copies.
PROFESSIONAL SEAL

T-HANGAR DAMAGE PHOTOS

**WAUCHULA MUNICIPAL
AIRPORT, WAUCHULA,
FLORIDA**

**HANGAR QH
PHOTOS - SHEET 1
OF 4**

ATTENTION:
THIS DOCUMENT CONTAINS PRIVILEGED AND PROPRIETARY
INFORMATION, ALL OF WHICH IS EXPRESSLY PROVIDED BY AVCON, INC.,
FOR USE BY THE INTENDED RECIPIENT, AND FOR A SPECIFIC PURPOSE.
WITHOUT THE EXPRESS WRITTEN CONSENT OF AVCON, INC., ANY
DISTRIBUTION, REPRODUCTION, OR OTHER USE OF THIS DOCUMENT, IN
WHOLE OR IN PART, IS STRICTLY PROHIBITED

SCALE (US SVY FT): GRAPHIC

REVISIONS:			
NO.	DATE	BY	DESCRIPTION

DESIGNED BY: PMS
DRAWN BY: MB
CHECKED BY: RDH
APPROVED BY: SS
DATE: AUG 12, 2025

FDOT FM NO. XXXXXX-1
FAA AIP NO. 3-12-00XX-XXX-XXXX
AVCON PROJECT NO. 2025.0052.03
CADD: 2305202045Q001-Q004

**DRAWING
Q001**

SHEET 45 OF 58

FOR BIDDING ONLY

XREFS: x23052023_TitleBlock_x23052023000_HangarQ000.rvt - CADD: 23052023000 - Q004.dwg 8/8/2025 9:53 AM
X:\2023\23052023 - CADD - Hangar\23052023000 - Q004.dwg



AVCON, INC.
ENGINEERS & PLANNERS
5555 E. MICHIGAN ST., SUITE 200 - ORLANDO, FL 32822-2779
OFFICE: (407) 599-1122 - FAX: (407) 599-1133
CORPORATE CERTIFICATE OF AUTHORIZATION NUMBER: 5057
www.avconinc.com

This item has been digitally signed and sealed by:
#####

Printed copies of this document are not considered signed and sealed
and the signature must be verified on any electronic copies.
PROFESSIONAL SEAL

**T-HANGAR
DAMAGE PHOTOS**

**WAUCHULA MUNICIPAL
AIRPORT, WAUCHULA,
FLORIDA**

**HANGAR QH
PHOTOS - SHEET 2
OF 4**

ATTENTION:
THIS DOCUMENT CONTAINS PRIVILEGED AND PROPRIETARY
INFORMATION, ALL OF WHICH IS EXPRESSLY PROVIDED BY AVCON, INC.,
FOR USE BY THE INTENDED RECIPIENT, AND FOR A SPECIFIC PURPOSE.
WITHOUT THE EXPRESS WRITTEN CONSENT OF AVCON, INC., ANY
DISTRIBUTION, REPRODUCTION, OR OTHER USE OF THIS DOCUMENT, IN
WHOLE OR IN PART, IS STRICTLY PROHIBITED

SCALE (US SVY FT): GRAPHIC

REVISIONS:			
NO.	DATE	BY	DESCRIPTION

DESIGNED BY: PMS
DRAWN BY: MB
CHECKED BY: RDH
APPROVED BY: SS
DATE: AUG 12, 2025




FDOT FM NO. XXXXXX-1
FAA AIP NO. 3-12-00XX-XXX-XXXX
AVCON PROJECT NO. 2025.0052.03
CADD: 2305202045Q001-Q004

**DRAWING
Q002**

SHEET 46 OF 58

FOR BIDDING ONLY

XREFS: x23052023_TitleBlock_x23052023000_Hangar00unzshut
x23052023000_Hangar00unzshut - CADD - 23052023000 - Q004.dwg 8/8/2025 9:53 AM
x23052023000_Hangar00unzshut - CADD - 23052023000 - Q004.dwg 8/8/2025 9:53 AM



AVCON, INC.
ENGINEERS & PLANNERS
5555 E. MICHIGAN ST., SUITE 200 - ORLANDO, FL 32822-2779
OFFICE: (407) 599-1122 - FAX: (407) 599-1133
CORPORATE CERTIFICATE OF AUTHORIZATION NUMBER: 5057
www.avconinc.com

This item has been digitally signed and sealed by:
#####

Printed copies of this document are not considered signed and sealed
and the signature must be verified on any electronic copies.
PROFESSIONAL SEAL

T-HANGAR DAMAGE PHOTOS

WAUCHULA MUNICIPAL
AIRPORT, WAUCHULA,
FLORIDA

HANGAR QH PHOTOS - SHEET 3 OF 4

ATTENTION:
THIS DOCUMENT CONTAINS PRIVILEGED AND PROPRIETARY
INFORMATION, ALL OF WHICH IS EXPRESSLY PROVIDED BY AVCON, INC.,
FOR USE BY THE INTENDED RECIPIENT, AND FOR A SPECIFIC PURPOSE.
WITHOUT THE EXPRESS WRITTEN CONSENT OF AVCON, INC., ANY
DISTRIBUTION, REPRODUCTION, OR OTHER USE OF THIS DOCUMENT, IN
WHOLE OR IN PART, IS STRICTLY PROHIBITED

SCALE (US SVY FT): GRAPHIC

REVISIONS:			
NO.	DATE	BY	DESCRIPTION

DESIGNED BY: PMS
DRAWN BY: MB
CHECKED BY: RDH
APPROVED BY: SS
DATE: AUG 12, 2025

FDOT FM NO. XXXXXX-1
FAA AIP NO. 3-12-00XX-XXX-XXXX
AVCON PROJECT NO. 2025.0052.03
CADD: 2305202045Q001-Q004

DRAWING Q003

SHEET 47 OF 58

FOR BIDDING ONLY

\\Fs1\23052023\TitleBlock\23052023000_Hangar00unzshul - CADD\2305202045Q001-Q004.dwg 8/8/2025 9:53 AM
X:\2023\23052023 - CADD - Hangar\23052023000_Hangar00unzshul - CADD\2305202045Q001-Q004.dwg



AVCON, INC.
ENGINEERS & PLANNERS
5555 E. MICHIGAN ST., SUITE 200 - ORLANDO, FL 32822-2779
OFFICE: (407) 599-1122 - FAX: (407) 599-1133
CORPORATE CERTIFICATE OF AUTHORIZATION NUMBER: 5057
www.avconinc.com

This item has been digitally signed and sealed by:
#####

Printed copies of this document are not considered signed and sealed
and the signature must be verified on any electronic copies.
PROFESSIONAL SEAL

**T-HANGAR
DAMAGE PHOTOS**

**WAUCHULA MUNICIPAL
AIRPORT, WAUCHULA,
FLORIDA**

**HANGAR QH
PHOTOS - SHEET 4
OF 4**

ATTENTION:
THIS DOCUMENT CONTAINS PRIVILEGED AND PROPRIETARY
INFORMATION, ALL OF WHICH IS EXPRESSLY PROVIDED BY AVCON, INC.,
FOR USE BY THE INTENDED RECIPIENT, AND FOR A SPECIFIC PURPOSE.
WITHOUT THE EXPRESS WRITTEN CONSENT OF AVCON, INC., ANY
DISTRIBUTION, REPRODUCTION, OR OTHER USE OF THIS DOCUMENT, IN
WHOLE OR IN PART, IS STRICTLY PROHIBITED

SCALE (US SVY FT): GRAPHIC

REVISIONS:			
NO.	DATE	BY	DESCRIPTION

DESIGNED BY: PMS
DRAWN BY: MB
CHECKED BY: RDH
APPROVED BY: SS
DATE: AUG 12, 2025

FDOT FM NO. XXXXXX-1
FAA AIP NO. 3-12-00XX-XXX-XXXX
AVCON PROJECT NO. 2025.0052.03
CADD: 2305202045Q001-Q004

**DRAWING
Q004**

FOR BIDDING ONLY

GENERAL STRUCTURAL NOTES:

1. Design Code: Florida Building Code 2023, Risk Category II
2. No provisions have been made for future horizontal or vertical expansion.
3. Wind Design Data:
- Ultimate 3-Second Gust Design Wind Speed: 140 mph
 - Wind exposure classification: C
4. General Contractor shall verify all dimensions and conditions related to existing construction, existing services, and the site.

DESIGN/CONSTRUCTION DOCUMENTS - EXISTING CONSTRUCTION:

Design and construction documents are based upon assumptions made from available original and field investigation. Information shown may not necessarily reflect actual conditions. The contractor drawings shall field verify or establish the following:

1. All dimensions and elevations.
2. Existing conditions.
3. Existing structural arrangement and sizes in work areas.

The contractor shall notify the Architect of any discrepancies between the design documents and actual conditions. All existing dimensions and conditions shall be reflected on the shop drawings prior to submission for review.

SHOP DRAWINGS:

1. See Project Manual - Administrative Requirements for submittal procedures.
2. The General Contractor shall review, check, and stamp "Approved" all shop drawings prior to submitting them to the Architect. Shop drawings which have not been stamped "Approved" by the General Contractor do not conform to the requirements of the Contract Documents and will be rejected.
3. The General Contractor shall provide a shop drawing submittal schedule to the Architect at least two weeks prior to submittal of the first set of shop drawings.
4. Shop drawing submittals and review must precede the start of fabrication. General Contractor proceeds at their own risk without reviewed as noted shop drawings from the Architect. The maximum turn-around time for shop drawings will be two weeks (ten working days) from the date of receipt in the Architect's office to the date of return delivery. General Contractor and Architect shall increase coordination efforts when large numbers of shop drawings are invited.
5. Refer to the Project Manual (if available) for specific submittal procedures.
6. Shop drawings shall not simply be a copy of the engineer's design drawings with the contractor's title block. Electronic files from the E.O.R. can be provided to the G.C. at a negotiated fee. Fee will be based on amount of subcontractor's contract and benefit to subcontractor.
7. Shop drawings shall be completely prepared by the submitting entity.

CONSTRUCTION MEANS AND METHODS

1. Contractor agrees that Contractor shall assume sole and complete responsibility for job site conditions during the course of the Work, including safety of all persons and property; that this requirement shall apply continuously and not be limited to normal working hours; and that Contractor shall defend, indemnify, and hold Owner and Structural Engineer harmless from any and all liability, real or alleged, in connection with the performance of the Work on this Project, excepting for liability arising from the sole negligence of Owner or Structural Engineer.
2. The Contract Documents represent the finished structure. They do not include the method of construction. Contractor shall provide all measures necessary to protect the structure during construction. Such measures shall include, but not be limited to, protection of subgrade from freezing conditions, bracing, shoring for loads due to construction equipment, temporary structures, and partially completed work. Observation visits to the site by Structural Engineer shall not include inspection of the above items.
3. ADS Consulting Engineers shall not have control over or charge of and shall not be responsible in any way for construction means, methods, techniques, sequences, or procedures, or safety or safety precautions and programs in connection with any construction activities, since these are solely Contractor's responsibility under the Contract.
4. ADS Consulting Engineers shall not be responsible for Contractor's schedule or failures to carry out any construction activities in accordance with the Contract Documents. ADS Consulting Engineers shall not have control over or charge of actions of Contractor, Subcontractor, or any of their Agents, or employees, or any other persons performing portions of any construction activities.
5. The structure is stable only in its completed form. Temporary supports required for stability of the structure during all intermediate stages of construction shall be designed and provided by Contractor.

1. General Requirements

1.1 Scope of Work

Size and specifications to match existing double doors
Replace damaged or destroyed T-hangar doors with new manual operated doors.
Hangar A- 1 pair on North and South sides (2 pairs total)
Hangar B- 1 pair on North side
Hangar C- NOT IN CONTRACT
Hangar D- 5 Pairs on North and South Sides (10 pairs total)
Replace wall panels and wall girts. (Occurs only in Hangar D)
Field measure and verify site conditions.
Replace damaged top tracks to conform to the manufacturer's door panel requirements.
Provide new 4-inch-deep wall girts where walls have been destroyed (Building D).
Replace all damaged girts in Building D to match existing 4-inch girts.

1.2 Related Documents

Manufacturer's installation instructions for door panels and tracks.
Relevant building codes and standards.
Project drawings and specifications.

2. Products

2.1 Materials

Door Panels: As specified by the manufacturer's requirements. Panels must be compatible with existing structure and tracks. If not, provide compatible tracks.
Wall Panels: Galvanized steel panels to match the existing design, dimensions, and finish.
Wall Girts: 4-inch-deep prime painted steel girts, matching the profile, size, and finish of the existing girts.
Top Tracks: As specified by the door manufacturer's requirements, to ensure proper function and durability.
Fasteners: Stainless steel or galvanized, suitable for use with specified materials to prevent corrosion.
Sheet Panel Fasteners: Manufacturer's standard system of self-tapping screws, bolts and nuts, self-locking rivets, self-locking bolts, end-welded studs, and other suitable fasteners designed to withstand design loads.

3. Execution

3.1 Field Measurements and Site Verification

Conduct a detailed site survey to measure and verify existing conditions prior to fabrication or ordering materials.
Confirm all dimensions and conditions align with the provided specifications and drawings.

3.2 Demolition and Removal

Carefully remove existing damaged doors, wall panels, and wall girts.
Dispose of all debris in accordance with local regulations.

3.3 Installation

- 3.3.1 Top Tracks
Replace damaged top tracks with new tracks that conform to the manufacturer's requirements.
Ensure tracks are level, plumb, and securely anchored to the structure.
- 3.3.2 Doors
Install new manual-operated T-hangar doors according to the manufacturer's instructions.
Ensure doors operate smoothly and securely.
- 3.3.3 Wall Panels
Install new wall panels to replace damaged ones, matching the existing layout and finish.
Secure panels with appropriate fasteners, ensuring weather-tightness and structural integrity.
- 3.3.4 Wall Girts
Install new 4-inch-deep wall girts where walls have been destroyed in Building D.
Replace all damaged girts in Building D, matching the existing 4-inch girts in profile, size, and finish.
Ensure girts are properly aligned and securely fastened.

3.4 Quality Control

Inspect all installed components to ensure they meet the specified requirements and manufacturer's guidelines.
Verify the proper function of all doors and the structural integrity of installed panels and girts.

3.5 Final Inspection

Conduct a final inspection with the project owner or their representative to confirm completion and compliance with specifications.
Address any deficiencies or concerns identified during the inspection.

4. Safety and Environmental Considerations

- 4.1 Safety
Adhere to all site safety regulations and standards.
Provide necessary personal protective equipment (PPE) for all workers.
- 4.2 Environmental
Minimize dust and noise during removal and installation.
Properly manage waste and recycling of removed materials.

5. Documentation and Warranty

- 5.1 Documentation
Provide detailed documentation of all installed components, including manufacturer's product information and installation instructions.
- 5.2 Warranty
Provide a warranty for workmanship and materials for a period of one year from the date of final acceptance.

6. Products

6.1 Manufacturers

- Basis of Door Design Manufacturer: Well Bilt Industries
 - 1. 3001 Southwest 87th Ave. Ocala, FL 34474
 - 2. Telephone: 352.528.5566
 - 3. Website: www.welbiltdoors.com
- Original Building Manufacturer: Ideal Steel
 - 1. 1289 Smede Highway, Broussard, LA 70518
 - 2. Telephone: 866.524.3325

6.2 Wall panels, girts, doors:

- Provide designated components to meet or exceed the existing components.

Submittals:

- A. Proposed Products List: Submit list of major products proposed for use, with name of manufacturer, trade name, and model number of each product.
1. Submit within 15 days after date of Agreement.
2. For products specified only by reference standards, list applicable reference standards.

B.Product Data Submittals: Submit manufacturer's standard published data. Mark each copy to identify applicable products, models, options, and other data. Supplement manufacturers' standard data to provide information specific to this Project.

Substitutions:

- A. A Substitution Request for products, assemblies, and materials constitutes a representation that the submitter:
1.Has investigated proposed product and determined that it meets or exceeds the quality level of the specified product, equipment, assembly, or system.
2.Agrees to provide the same warranty for the substitution as for the specified product.
3.Agrees to coordinate installation and make changes to other work that may be required for the work to be complete, with no additional cost to Owner.
4.Waives claims for additional costs or time extension that may subsequently become apparent.
- B. Document each request with complete data substantiating compliance of proposed substitution with Contract Documents. Burden of proof is on proposer.
- C. Content: Include information necessary for tracking the status of each Substitution Request, and information necessary to provide an actionable response.
- D. Limit each request to a single proposed substitution item.

Shop Painting:

Clean surfaces to be primed of loose mill scale, rust, dirt, oil, grease, and other matter precluding paint bond. Follow procedures of SSPC- SP3 for power tool cleaning; SSPC-SP7 for brush-off blast cleaning, and SSPC-SPI for solvent cleaning.
Prime structural steel primary and secondary framing members with manufacturer's standard rust-inhibitive primer having over 50% rust-inhibitive pigment, such as red-lead mixed pigment alkylid varnish (FS TT-P-86, Type II) or zinc chromate iron-oxide alkylid (TT-P-636).

7. Base Bid Quantities

- 7.1
26 Gage PBR Wall Panels (Steel Sheet: Steel Sheets: Either zinc coated complying the ASTM A 446, Grade C with G 90 coating, or aluminum coated complying with ASTM A 463, Drawn Quality with Ti-40 coating.
Total area to be replaced: 2600 square feet. Includes missing partition walls and damaged wall panels
Unit Price per square foot additional \$ _____. Submit with bid
- 7.2
4-inch 16 gage Wall Girts (Primer, SSPC-Paint 20, zinc rich)
Total length to be replaced: 550 linear feet.
Unit price per linear foot additional \$ _____. Submit with bid
- 7.3
Building A & B bottom track. If replaced with vendor compatible track: 140 linear feet
Unit price per linear foot additional \$ _____. Submit with bid
- 7.4
Building D bottom track. If replaced with vendor compatible track: 500 linear feet
Unit price per linear foot additional \$ _____. Submit with bid
- 7.5
Additional Double Doors
Should additional doors be determined to be damaged ON THE DATE OF LOSS, the cost per pair (installed) shall be \$ _____, (TO INCLUDE ASSOCIATED TRACK AND JAMBS)

COLD-FORMED METAL FRAMING

PART 1 GENERAL

1.01 REFERENCE STANDARDS

- A. AISI S100 - North American Specification for the Design of Cold-Formed Steel Structural Members; 2016, with Supplement (2020).
- B. AISI S240 - North American Standard for Cold-Formed Steel Structural Framing; 2015, with Errata (2020).
- C. ASTM A153/A153M - Standard Specification for Zinc Coating (Hot-Dip) on Iron and Steel Hardware; 2023.
- D. ASTM A1003/A1003M - Standard Specification for Cold Sheet, Carbon, Metallic- and Nonmetallic-Coated for Cold-Formed Framing Members; 2015.
- E. ASTM C1007 - Standard Specification for Installation of Load Bearing (Transverse and Axial) Steel Studs and Related Accessories; 2020.
- F. SSPC-Paint 15 - Steel Joist Shop Primer/Metal Building Primer; 2004.

1.02 SUBMITTALS

- A. Product Data: Provide manufacturer's data on factory-made connectors and mechanical fasteners, showing compliance with requirements.
- C. Shop Drawings: Indicate component details, framed openings, anchorage, and type and location of fasteners, and accessories or items required of related work.
- E. Evaluation Service Reports: Provide reports indicating compliance with specified requirements for cold-formed steel structural members.
- F. Manufacturer's Qualification statement.

PART 2 PRODUCTS

2.01 PERFORMANCE REQUIREMENTS

- A. Design Criteria: In accordance with applicable codes.
1. Able to tolerate movement of components without damage, failure of joint seals, undue stress on fasteners, or other detrimental effects when subject to seasonal or cyclic day/night temperature ranges.
3. Able to accommodate construction tolerances, deflection of building structural members, and clearances of intended openings.

2.02 MATERIALS

- A. Steel Sheet: ASTM A1003/A1003M, subject to the ductility limitations indicated in AISI S240.

2.03 STRUCTURAL FRAMING COMPONENTS

- A. Door Systems and Girt Sections: AISI S240; z-shaped girts and u-shaped track sections.

2.04 MISCELLANEOUS CONNECTIONS

- A. Self-Drilling, Self-Tapping Screws, Bolts, Nuts and Washers: Hot-dip galvanized per ASTM A153/A153M.

PART 3 EXECUTION

3.01 EXAMINATION

- A. Verify that abutting building framing components are ready to receive work.
- B. Verify field measurements and adjust installation as required.

3.02 INSTALLATION - GENERAL

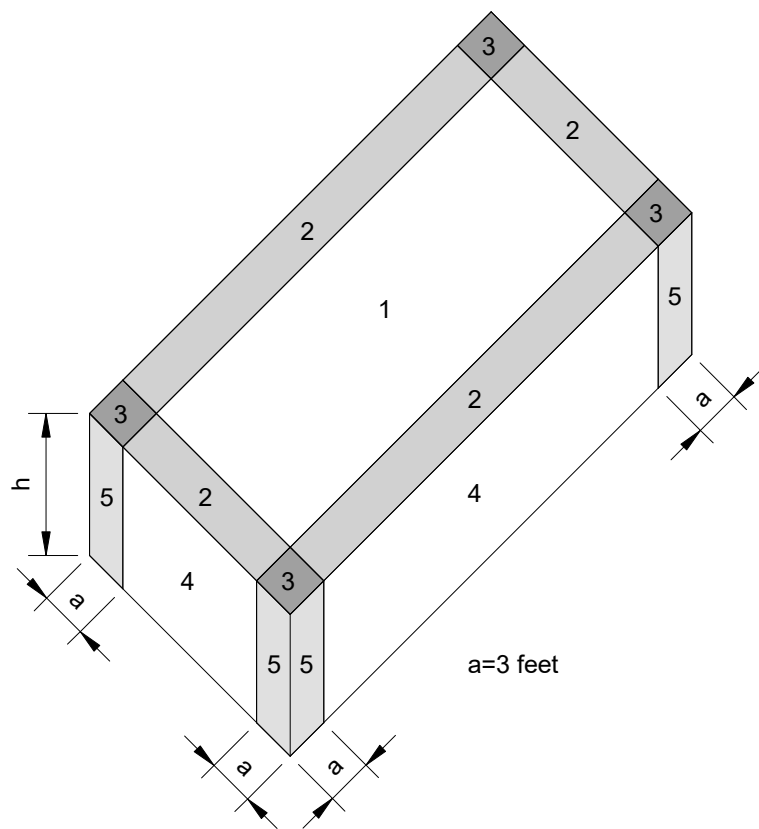
- A. Install structural members and connections in compliance with ASTM C1007.

3.03 INSTALLATION OF GIRTS AND DOORS

- A. Install framing components in accordance with manufacturer's instructions.
- B. Make provisions for erection stresses. Provide temporary alignment and bracing.

3.04 FIELD QUALITY CONTROL

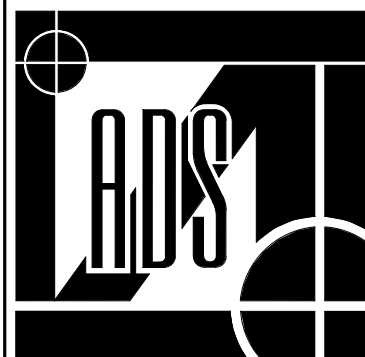
- A. Provide inspections for mechanical fastening in accordance with requirements of AISI S240.



COMPONENT AND CLADDING WIND PRESSURE (psf)					
TRIBUTARY AREA (SF)	ZONE				
	1	2	3	4	5
100	9.6/-27	9.6/-49	9.6/-40	23/-25	23/-28

NOTES:

1. PRESSURES SHOWN ARE APPLIED NORMAL TO THE SURFACE, FOR EXPOSURE B, AT H=30 FT, I=1.0, AND Kzt=1.0.
ADJUST TO OTHER CONDITIONS USING EQUATION 6-2.
2. FOR HIP ROOFS WITH $\phi \leq 25^\circ$, ZONE 3 SHALL BE TREATED AS ZONE 2.
3. PLUS AND MINUS SIGNS SIGNIFY PRESSURES ACTING TOWARD AND AWAY FROM THE SURFACES, RESPECTIVELY.
4. FOR EFFECTIVE WIND AREAS BETWEEN THOSE GIVEN, VALUES MAY BE INTERPOLATED, OTHERWISE USE THE VALUE ASSOCIATED WITH THE LOWER EFFECTIVE WIND AREA.
5. NOTATION:
a: 10% OF LEAST HORIZONTAL DIMENSION OR 4h, WHICHEVER IS SMALLER, BUT NOT LESS THAN EITHER 4% OF LEAST HORIZONTAL DIMENSION OR 3 FT.
h: MEAN ROOF HEIGHT IN FEET, EXCEPT THAT EAVE HEIGHT SHALL BE USED FOR ROOF ANGLES $< 10^\circ$
 ϕ : ANGLE OF PLANE OF ROOF FROM HORIZONTAL, IN DEGREES



WAUCHULA MUN. AIRPORT
CITY OF WAUCHULA
WAUCHULA, FL

Allegheny
Design Services
Structural Engineering
162 LEEWAY ST. MORRISTOWN, NJ 07960 Phone 304.599.0771 Fax 304.599.0772
www.alleghenydesign.com

Drawing Revisions	
No.	Date

"Copyright. All rights reserved. Reproduction in whole or in part is prohibited. This drawing is an instrument of service in the property of the engineer and may not be used in any way without expressed written consent of the engineer of record."

GENERAL NOTES AND
TECHNICAL SPECIFICATIONS

DRAWN BY:
JMC
CHECKED BY:
DRS
ISSUED FOR:

DATE:
7-30-2025

SHEET NO.

BID DOCUMENTS

S001

DRAWING LIST	
DRAWING NUMBER	DRAWING NAME
S001	GENERAL NOTES AND TECHNICAL SPECIFICATIONS
S100	FLOOR PLAN A
S101	FLOOR PLAN B
S102	FLOOR PLAN C
S103	FLOOR PLAN D
S104	SINGLE HANGAR/QUONSET HUT
S200	HANGAR A ELEVATIONS
S201	HANGAR B ELEVATIONS
S203	HANGAR D ELEVATIONS
S204	HANGAR D INTERIOR PARTITION ELEVATIONS
S900	EXISTING CONDITIONS
S901	EXISTING CONDITIONS
S905	DETAILS



WAUCHULA MUN. AIRPORT
CITY OF WAUCHULA
WAUCHULA, FL

Allegheny
Design Services
Structural Engineering
32 LEVANT ST., MORGANTOWN, WV 26505 Phone: 304-599-0771 Fax: 304-599-0772
www.alleghenydesign.com

Drawing Revisions	
No.	Date

"Copyright, All rights reserved.
Reproduction in whole or in part is
prohibited. This drawing as an instrument
of service is the
property of the engineer and may not be
used in any way without expressed written
consent from the engineer of record."

FLOOR PLAN A

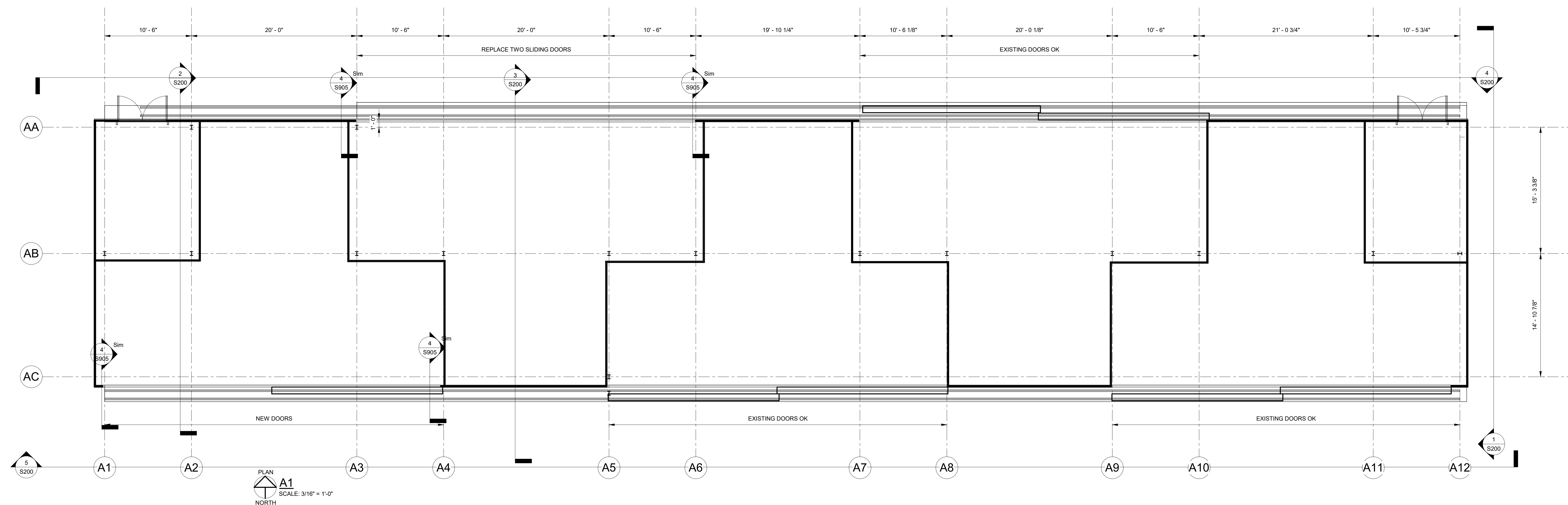
DRAWN BY:
JMC
CHECKED BY:
DRS
ISSUED FOR:

DATE:
7-30-2025

	SHEET NO.
--	-----------

BID DOCUMENTS

\$100



1. FIELD VERIFY ALL DIMENSIONS
2. ELEVATIONS BASED ON FLOOR ELEVATION OF HANGAR D (0'-0")
3. COMPONENTS TO BE REPLACED
A. DOUBLE SLIDING DOORS - TWO LOCATIONS, EACH DOOR 20'-8" APPROX. WIDE X 10 INCH THICK X APPROX 11'-11" HEIGHT (FIELD VERIFY TO ACCOMMODATE FIELD CONDITIONS)
B. DOORS TO ACCOMMODATE DOOR MFRS. DOORS - TWO LOCATIONS WHERE DOORS ARE TO BE REPLACED (FIELD VERIFY LENGTH 82 FEET. (SEE BASE BID IN NOTES ON SHEET S-001))
C. IF BASE TRUCK IF DOORS AREN'T COMPATIBLE WITH EXISTING TRUCK APPROX 82 FEET. (SEE BASE BID NOTES ON SHEET S001)
D. END JAMBS AT EACH END OF REPLACED DOUBLE DOORS, FULL HEIGHT OF DOORS, COMPATIBLE WITH PROVIDED DOOR SYSTEM. (SEE GENERIC DOOR DETAILS ON SHEET S901)



WAUCHULA MUN. AIRPORT
CITY OF WAUCHULA
WAUCHULA, FL

Allegheny
Design Services
Structural Engineering
32 LEVANT ST., MORGANTOWN, WV 26505 Phone: 304-599-0771 Fax: 304-599-0772
www.alleghenydesign.com

Drawing Revisions	
No.	Date

*Copyright, All rights reserved.
Reproduction in whole or in part is prohibited. This drawing as an instrument of service is the property of the engineer and may not be used in any way without expressed written consent from the engineer of record."

FLOOR PLAN B

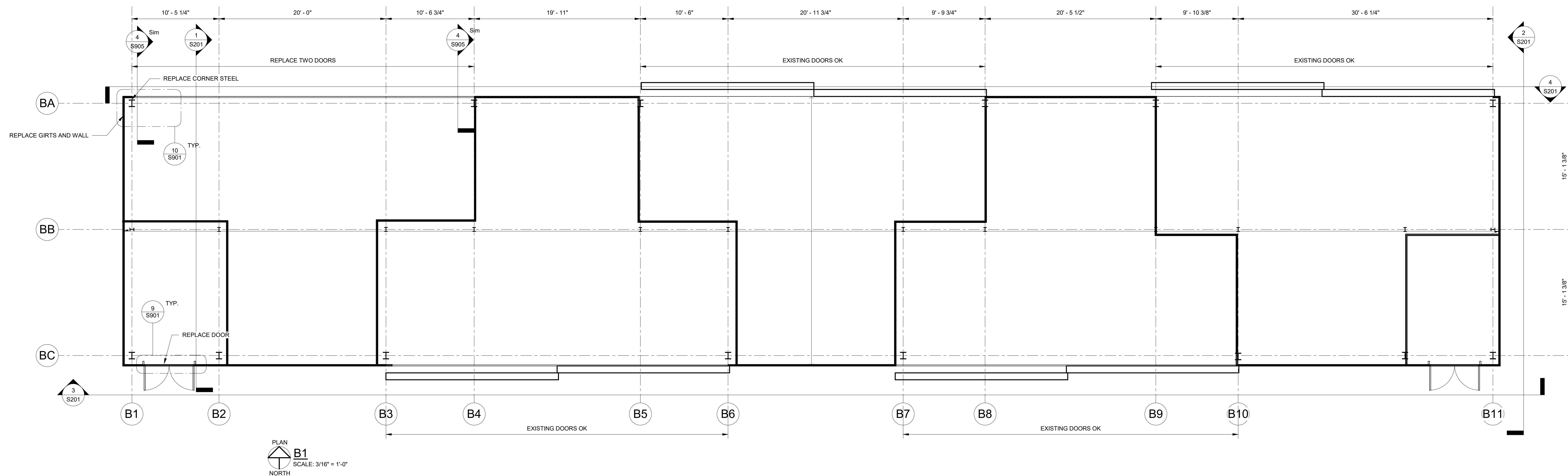
DRAWN BY:
JMC
CHECKED BY:
DRS
ISSUED FOR:

DATE:
7-30-2025

SHEET NO.

BID DOCUMENTS

S101



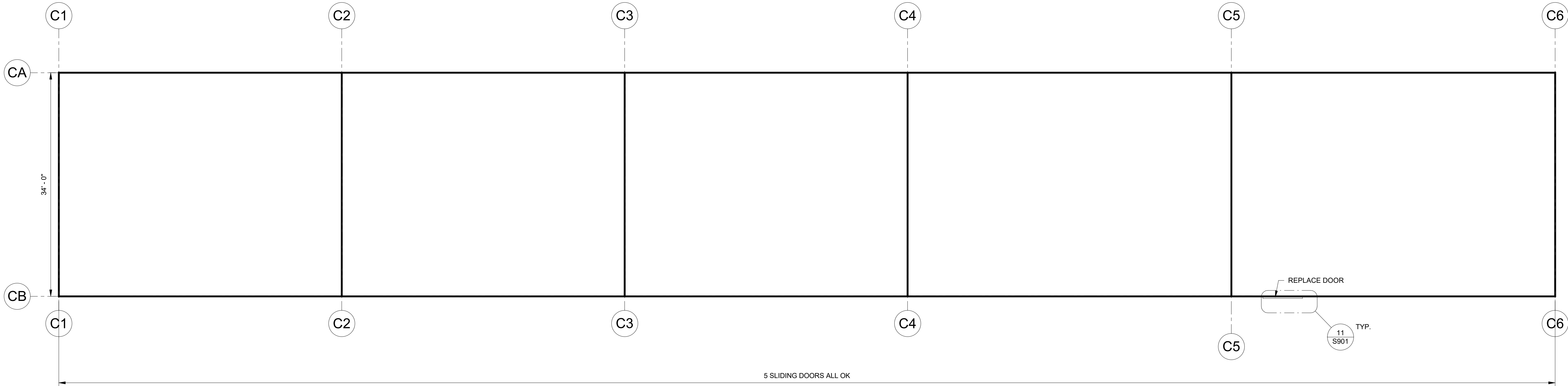
1. FIELD VERIFY ALL DIMENSIONS
2. ELEVATIONS BASED ON FLOOR ELEVATION OF HANGAR D (0'-0")
3. COMPONENTS TO BE REPLACED
A. DOUBLE SLIDING DOORS-ONE LOCATION, EACH DOOR 20'-8" APPROX WIDE X 10 INCH THICK X APPROX 11'-11" HEIGHT (FIELD VERIFY TO ACCOMMODATE FIELD CONDITIONS)
B. DOOR AND DOOR MFRS. DOORS-ONE LOCATION WHERE DOORS ARE TO BE REPLACED, APPROX LENGTH 41 FEET. (SEE BASE BID IN NOTES ON SHEET S-001)
C. IF BASE TRAC OF DOORS ARENT COMPATIBLE WITH EXISTING TRAC HANGAR 41 FEET. (SEE BASE BID NOTES ON SHEET S001)
D. END JAMBS AT EACH END REPLACE DOUBLE DOORS, FULL HEIGHT OF DOORS, COMPATIBLE WITH PROVIDED DOOR SYSTEM. (SEE GENERIC DOOR DETAILS ON SHEET S901)

1

S102

C1

SCALE: 1/8" = 1'-0"



WAUCHULA MUN. AIRPORT

CITY OF WAUCHULA
WAUCHULA, FL

Allegheny
Design Services
Structural Engineering
102 LEEWAY ST. NOKSANTOWN, WV 26556 Phone: 304.696.0771 Fax: 304.696.0772
www.alleghenydesign.com

Drawing Revisions	
No.	Date

*Copyright, All rights reserved.
Reproduction in whole or in part is prohibited. This drawing is an instrument of service to the property of the engineer and may not be used in any way without expressed written consent from the engineer of record.

FLOOR PLAN C


DRAWN BY:
JMC

CHECKED BY:
DRS

ISSUED FOR:

DATE:
7-30-2025

SHEET NO.



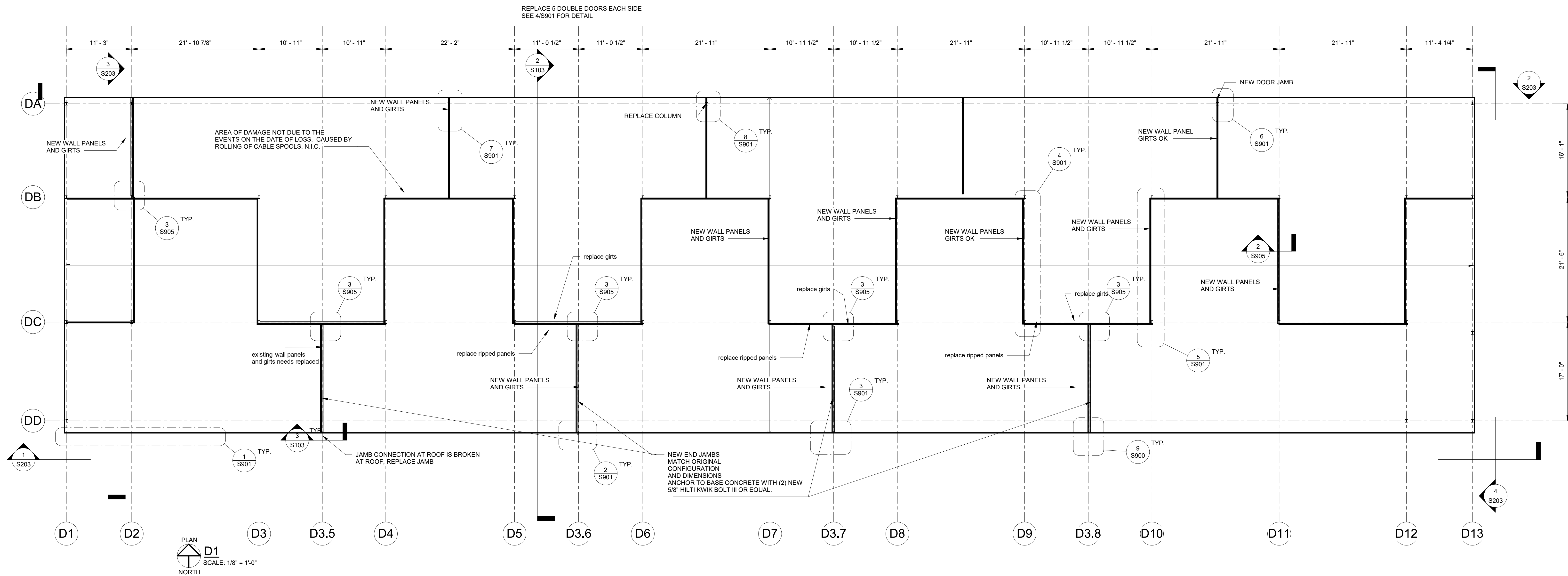
Drawing Revisions	
No.	Date

"Copyright. All rights reserved.
Reproduction in whole or in part is
prohibited. This drawing is an instrument
of service to the
property of the engineer and may not be
used in any way without expressed written
consent from the engineer of record."

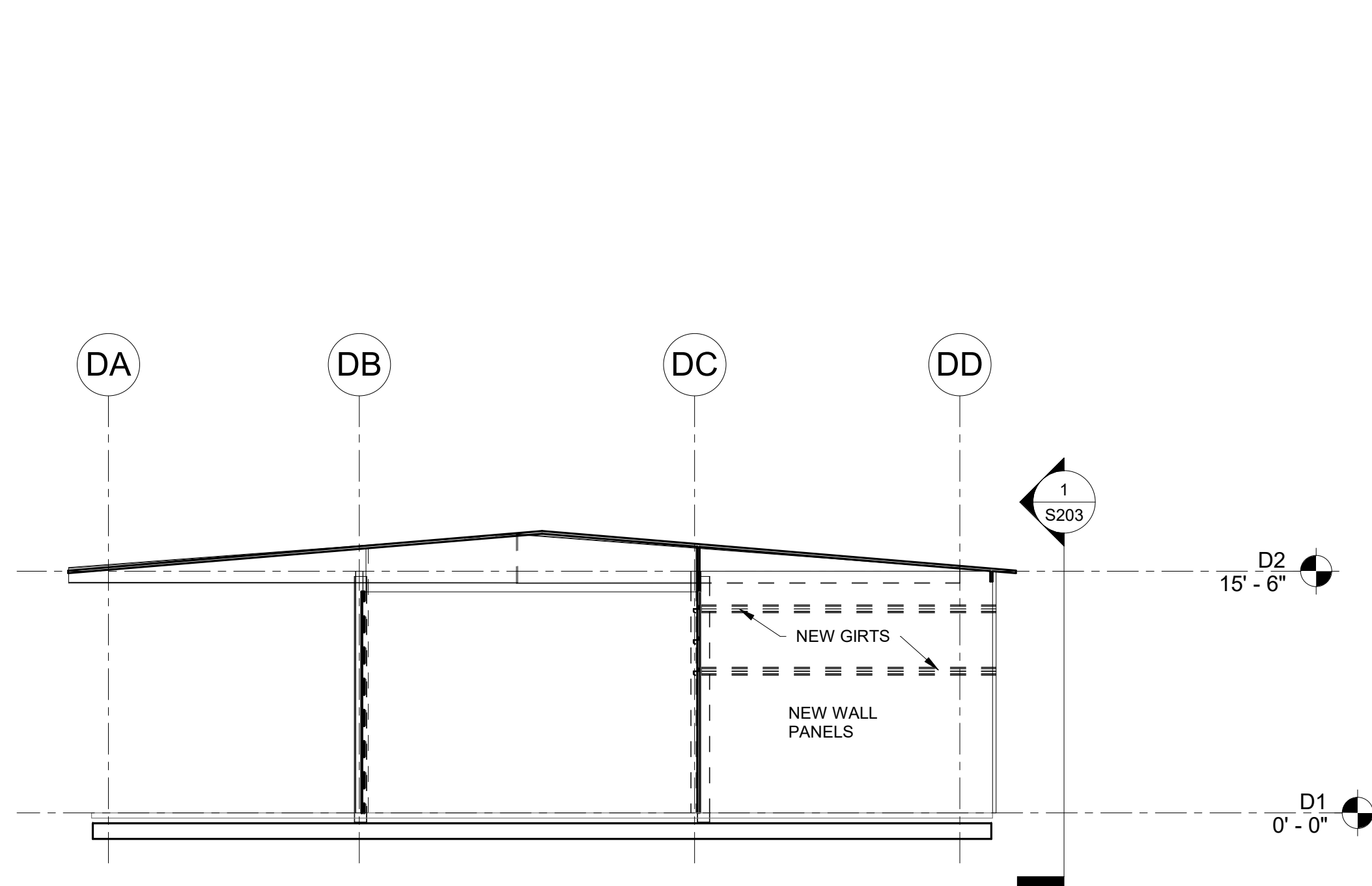
DRAWN BY:
JMC
CHECKED BY:
DRS
ISSUED FOR:

DATE:
7-30-2025

SHEET NO.



1. FIELD VERIFY ALL DIMENSIONS
2. ELEVATIONS BASED ON FLOOR ELVATION OF HANGAR D (0'-0")
3. COMPONENTS TO BE REPLACED
 - A. DOUBLE SLIDING DOORS -TEN LOCATIONS(5 EACH SIDE), EACH DOOR 22'-0" APPROX WIDE x 10 INCH THICK x APPROX 11'-11" HEIGHT (FIELD VERIFY TO ACCOMODATE FIELD CONDITIONS)
 - B. TOP TRACK TO ACCOMODATE DOOR MFGS. DOORS -ONE LOCATION WHERE DOORS ARE TO BE REPLACED, APPROX LENGTH 41 FEET. (SEE BASE BID IN NOTES ON SHEET S-001)
 - C. IF BASE TRACK IF DOORS ARENT COMPATIBLE WITH EXISTING TRACK APPROX 41 FEET. (SEE BASE BID NOTES ON SHEET S001)
 - D. END JAMBS AT EACH END OF REPLACED DOUBLE DOORS, FULL HEIGHT OF DOORS, COMPATIBLE WITH PROVIDED DOOR SYSTEM. (SEE GENERIC DOOR DETAILS ON SHEET S901)
 - E. 4" 16 GAGE WALL GIRTS- REPLACE MISSING AND DAMAGED- TOTAL LENGTH OF 550 FEET (SEE BASE BID NOTES ON SHEET S901)



Section 18
SCALE: 1/8" = 1'-0"

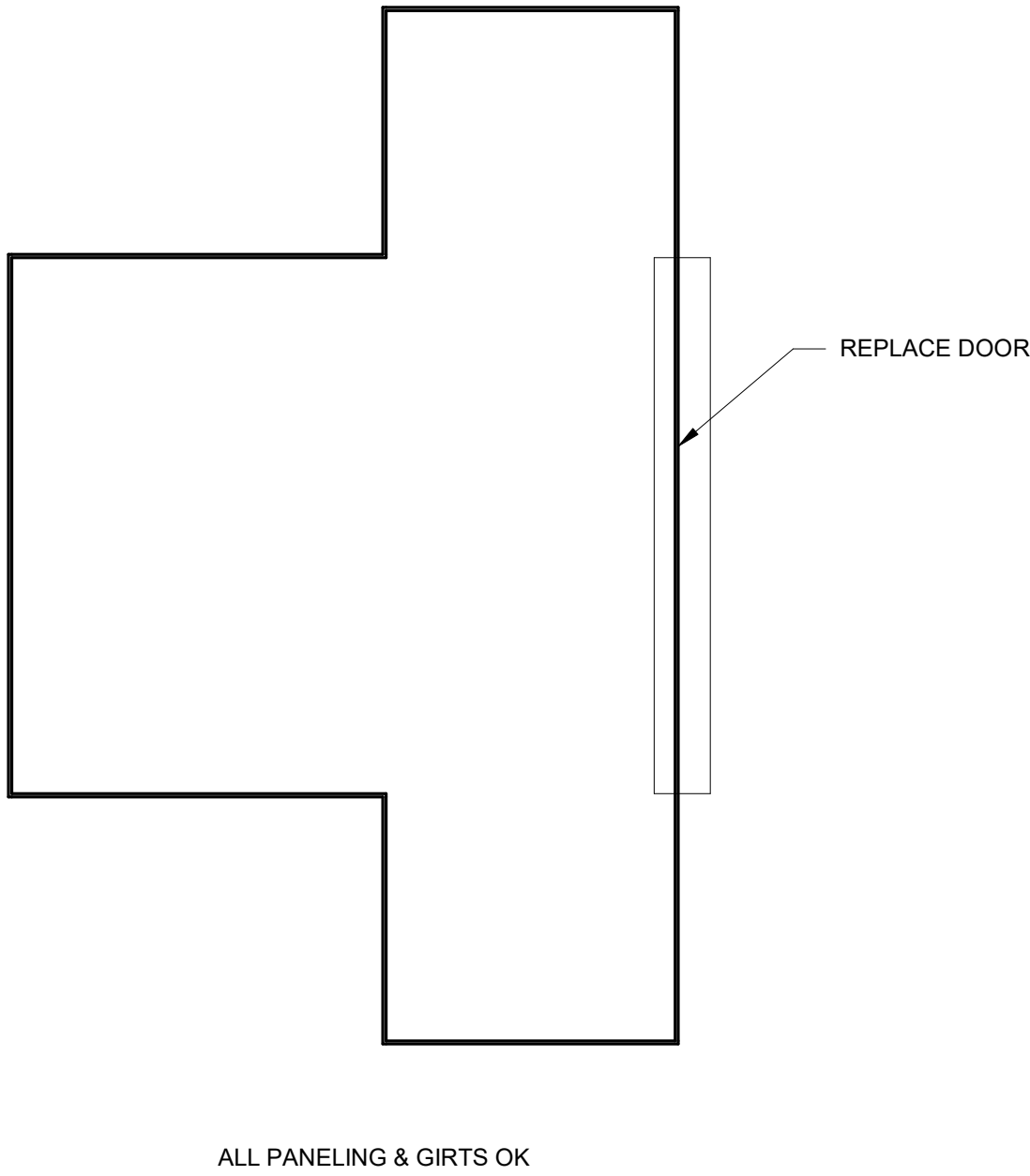
SPLICE 1/8" COVER PLATE OVER TORN AREA
AND ATTACH WITH MIN. (2) 1/4" HILTI ENP FASTENERS
OR EQUAL EACH END OF SPLICE PLATE



HANGAR D DAMAGED JAMB CONNECTION AT TOP (REPLACE JAMB AND DIVIDER WALL
SCALE: 3/4" = 1'-0"


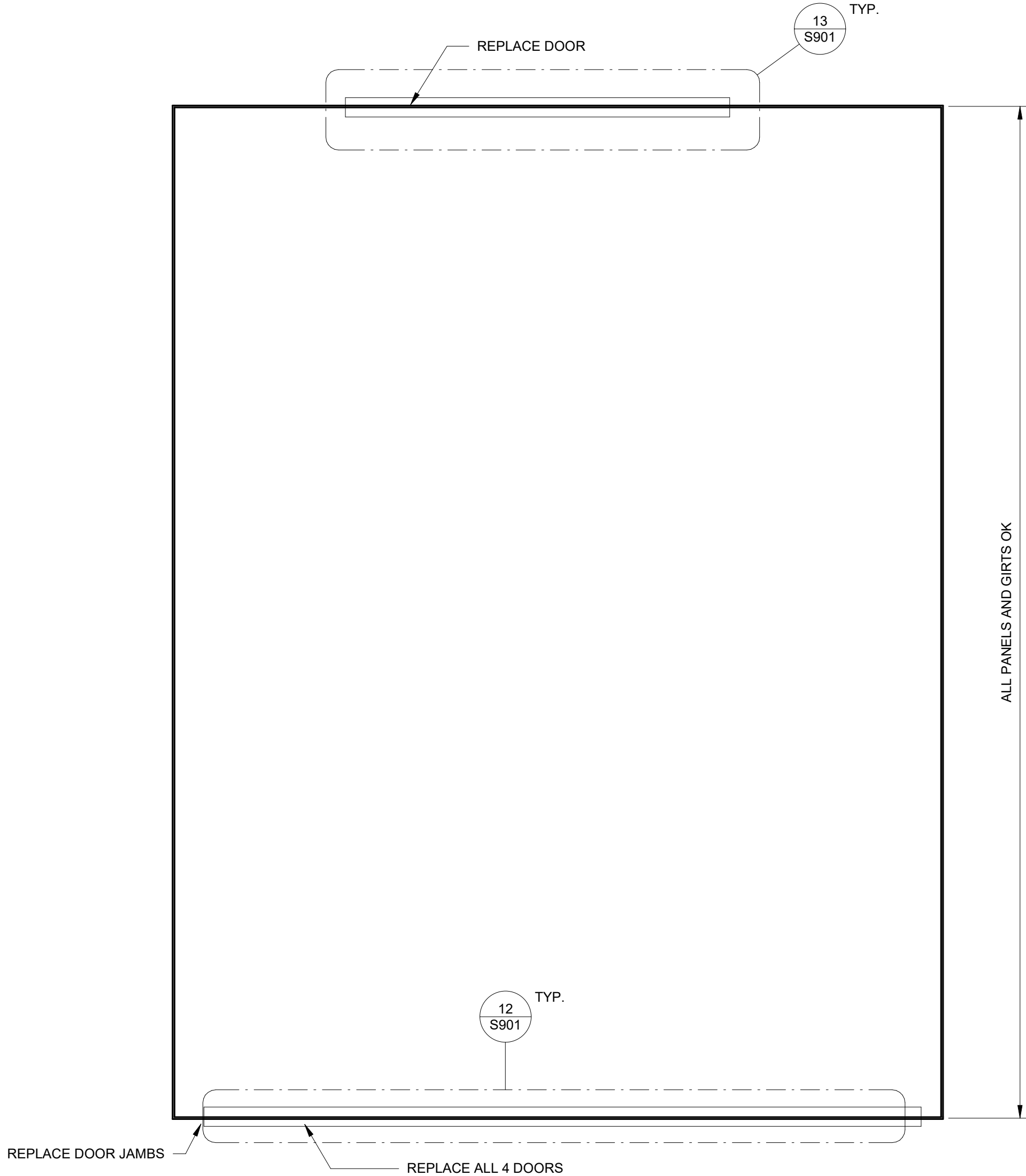
1
S104

SINGLE HANGAR
SCALE: 1/8" = 1'-0"



2
S104

QUONSET HUT
SCALE: 1/8" = 1'-0"



WAUCHULA MUN. AIRPORT
CITY OF WAUCHULA
WAUCHULA, FL

Allegheny
Design Services
Structural Engineering
102 LEEWAY ST. MORGANTOWN, WV 26505 Phone: 304.696.0771 Fax: 304.696.0772
www.alleghenydesign.com

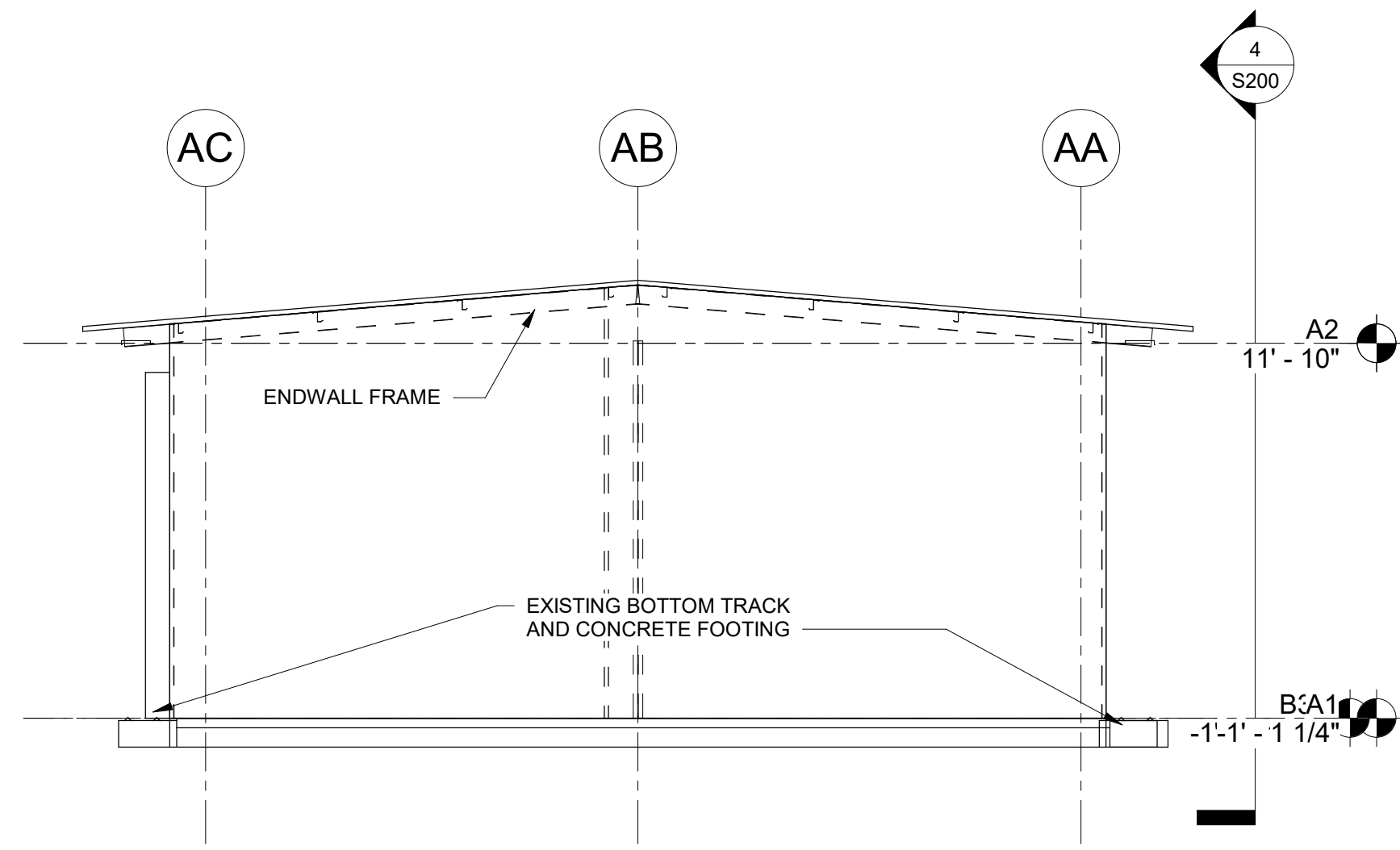
Drawing Revisions	
No.	Date

*Copyright. All rights reserved.
Reproduction in whole or in part is prohibited. This drawing is an instrument of service to the property of the engineer and may not be used in any way without expressed written consent from the engineer of record.

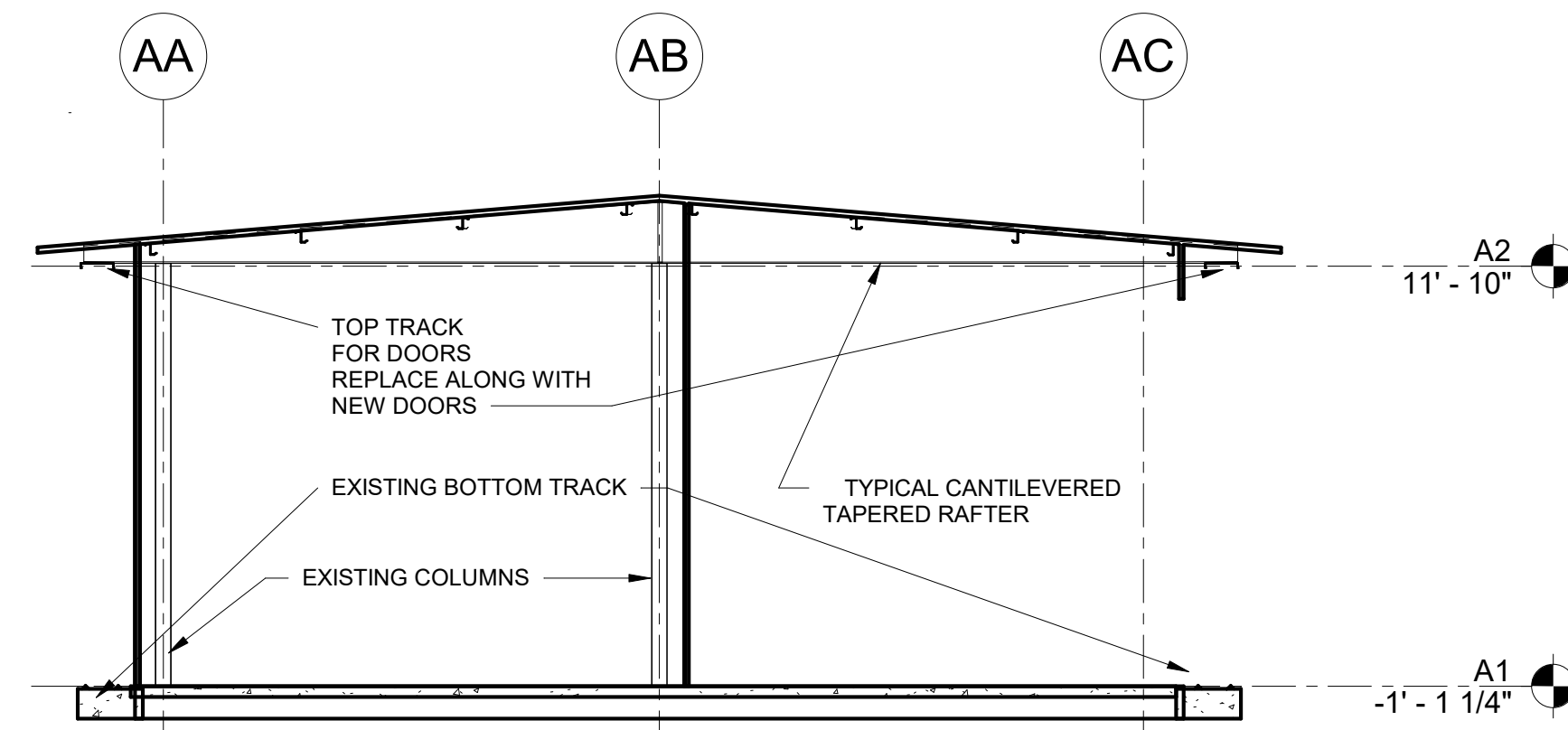
SINGLE HANGAR/QUONSET
HUT

DRAWN BY:
JMC
CHECKED BY:
DRS
ISSUED FOR:

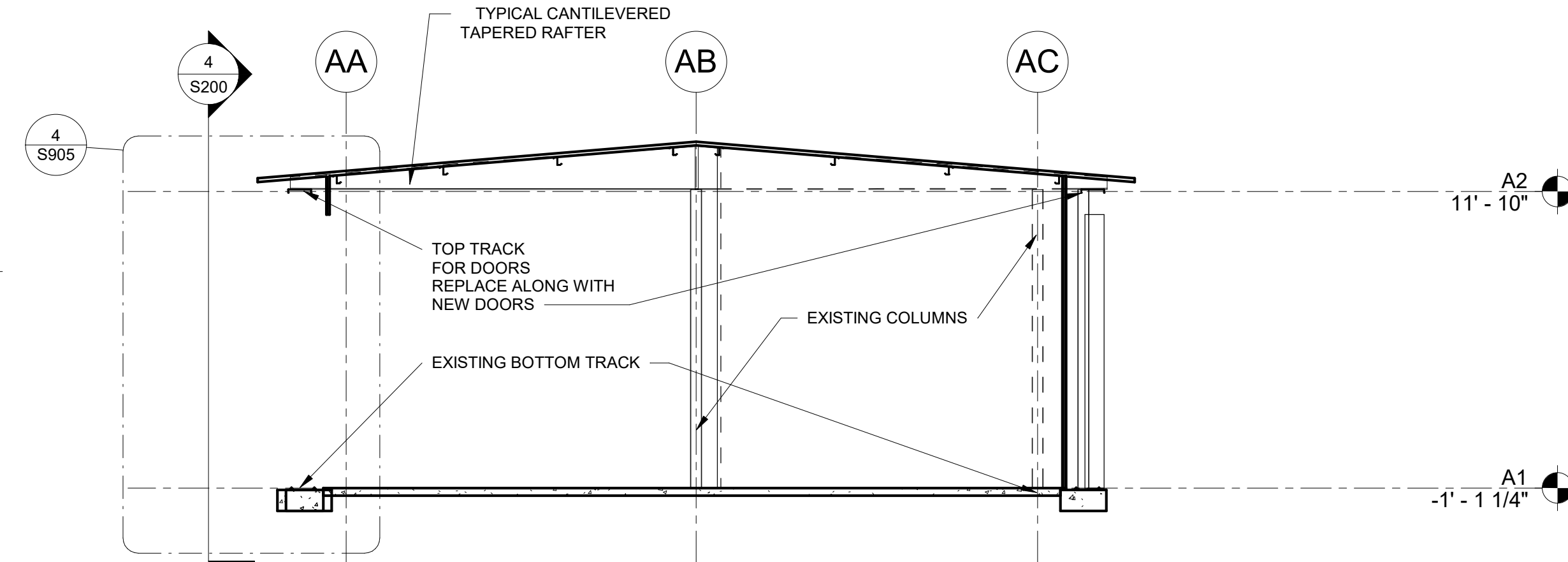
DATE:
7-30-2025
SHEET NO.



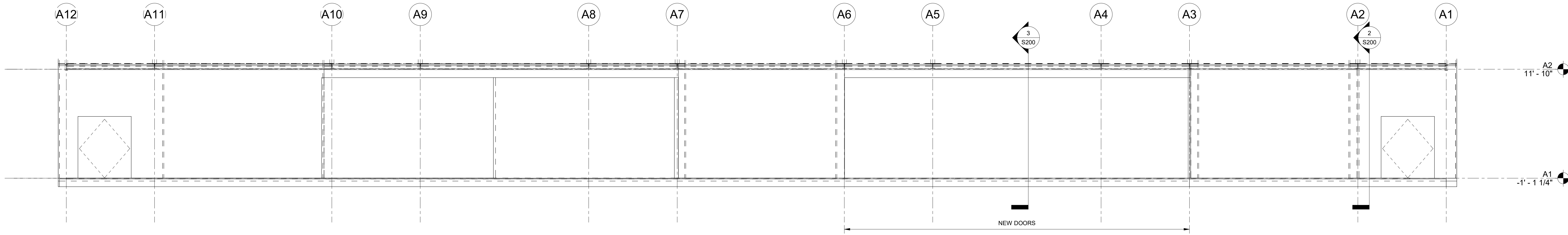
1
S200
Section 6
SCALE: 3/16" = 1'-0"



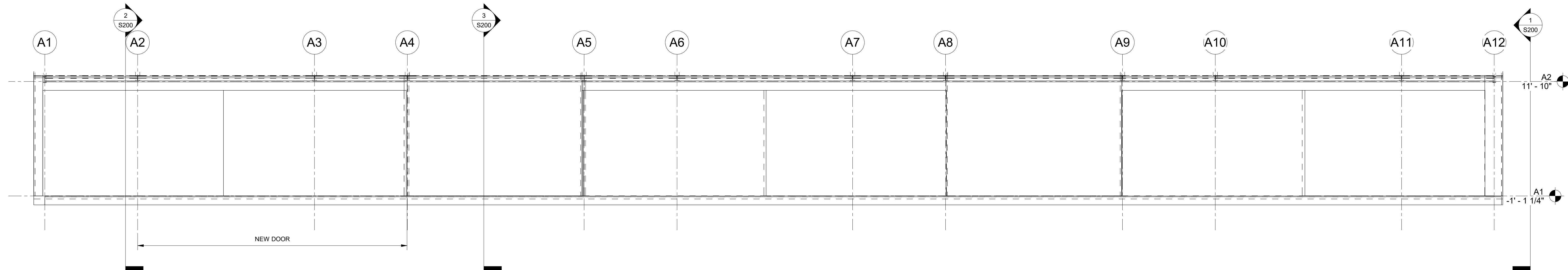
2
S200
Section 5
SCALE: 3/16" = 1'-0"




3
S200
Section 17
SCALE: 3/16" = 1'-0"



4
S200
Section 4
SCALE: 3/16" = 1'-0"



5
S200
Section 3
SCALE: 3/16" = 1'-0"



WAUCHULA MUN. AIRPORT
CITY OF WAUCHULA
WAUCHULA, FL

Allegheny
Design Services
Structural Engineering
102 LEEWAY ST. NOKANTOWN, WV 26056 Phone: 304.698.0771 Fax: 304.698.0772
www.alleghenydesign.com


Drawing Revisions	
No.	Date

"Copyright, All rights reserved.
Reproduction in whole or in part is
prohibited. This drawing is an instrument
of service to the
property of the engineer and may not be
used in any way without expressed written
consent from the engineer of record."

HANGAR A ELEVATIONS

DRAWN BY:
JMC
CHECKED BY:
DRS
ISSUED FOR:

DATE:
7-30-2025
SHEET NO.



WAUCHULA MUN. AIRPORT
CITY OF WAUCHULA
WAUCHULA, FL

Allegheny
Design Services
Structural Engineering
102 LEEWAY ST. NORTONTOWN, WV 26056 Phone: 304.898.0771 Fax: 304.898.0772
www.alleghenydesign.com

Drawing Revisions	
No.	Date

*Copyright. All rights reserved.
Reproduction in whole or in part is
prohibited. This drawing is an instrument
of service to the
property of the engineer and may not be
used in any way without expressed written
consent from the engineer of record.

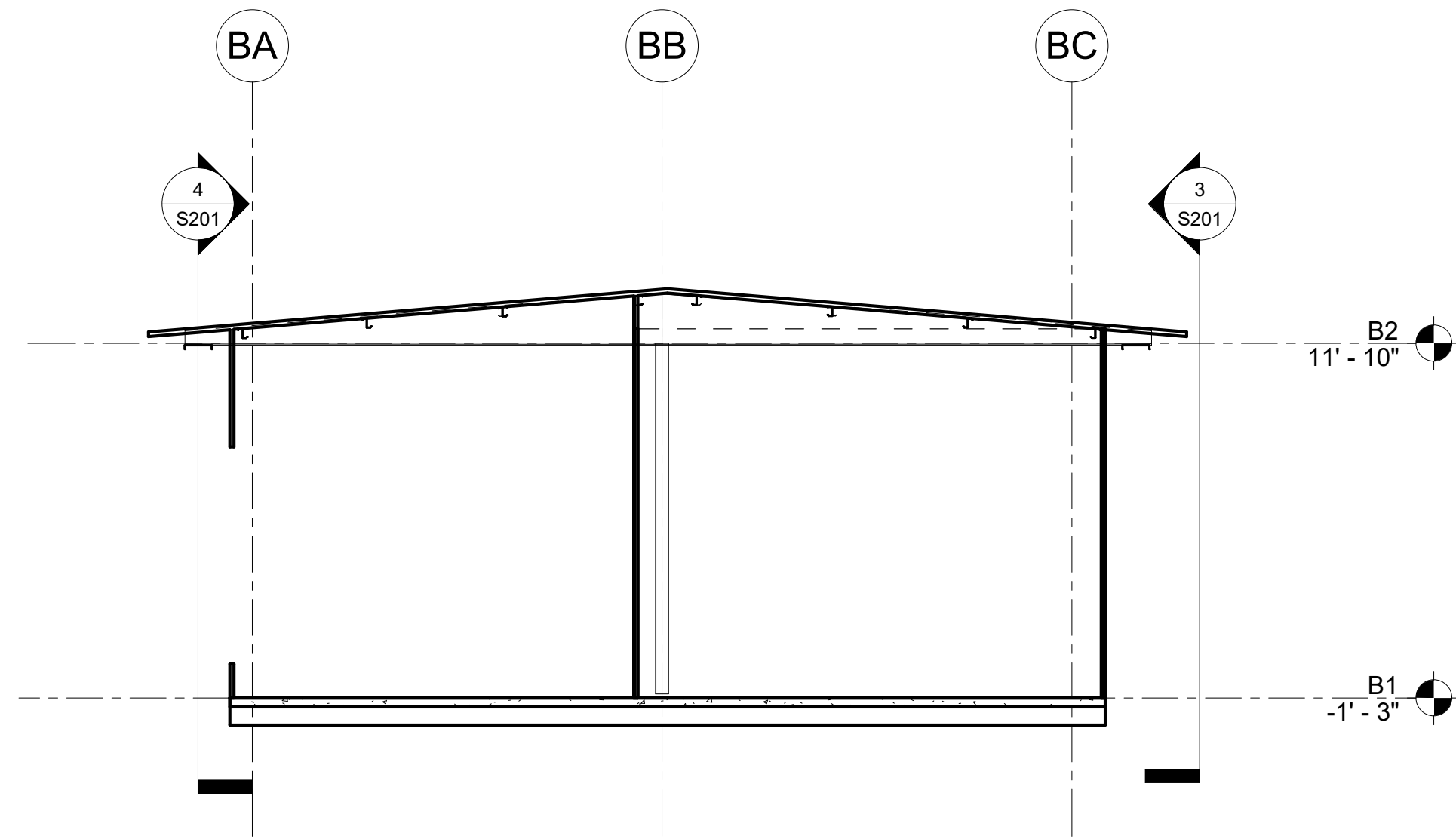
HANGAR B ELEVATIONS

DRAWN BY:
JMC
CHECKED BY:
DRS
ISSUED FOR:

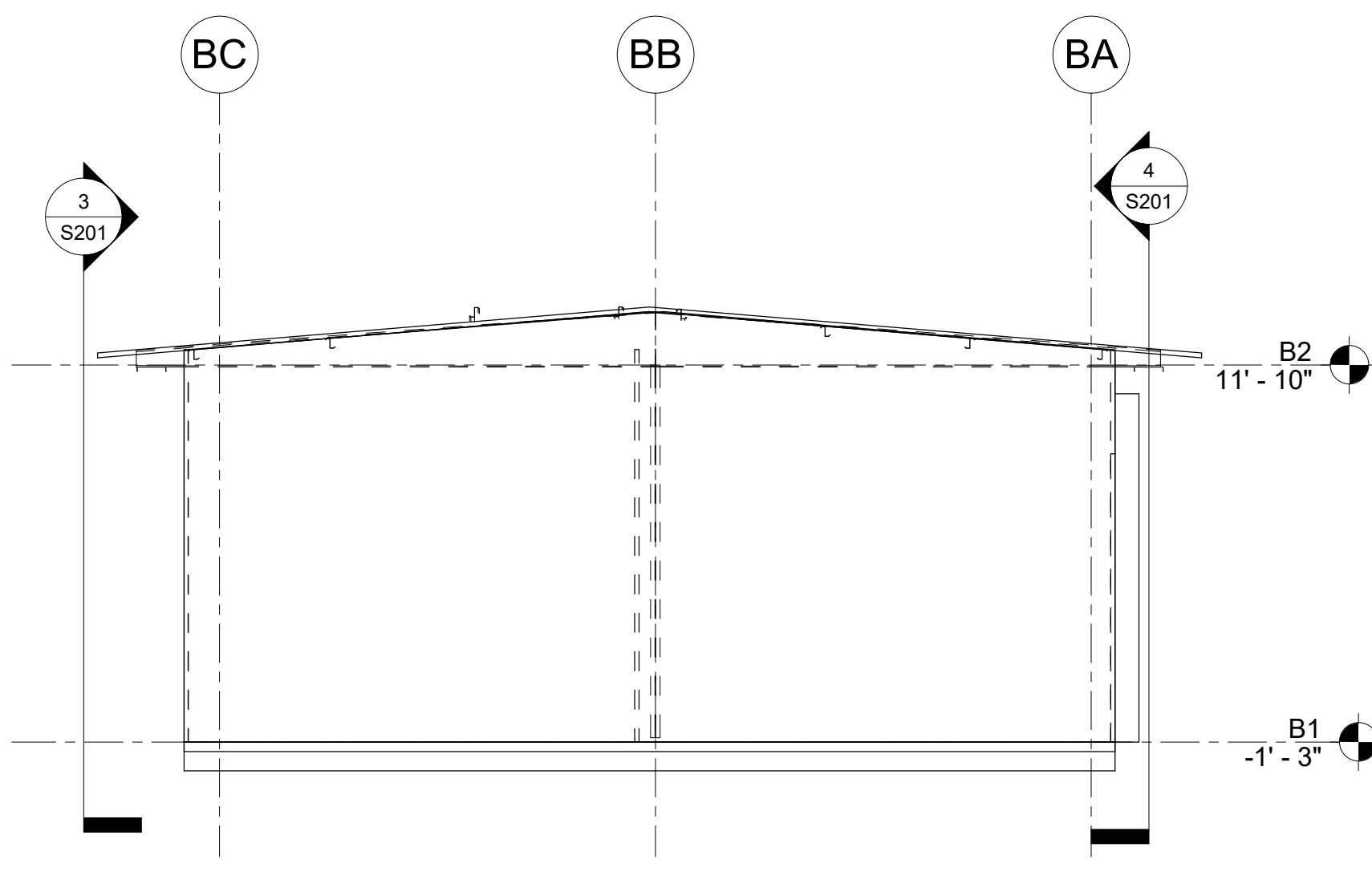
DATE:
7-30-2025

SHEET NO.

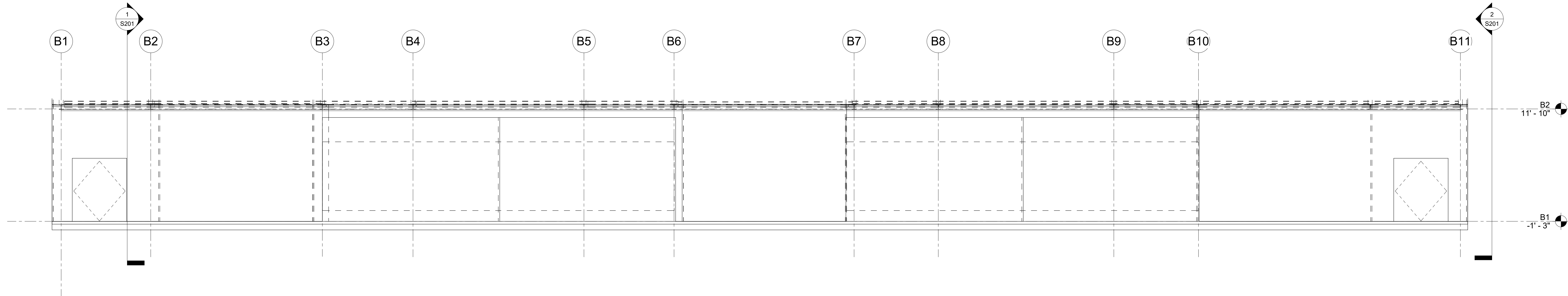
S201



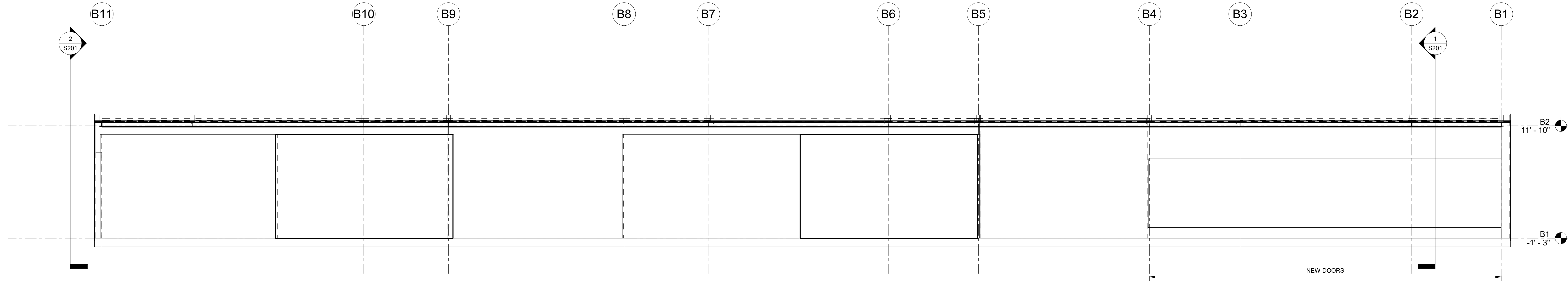
1
S201
Section 9
SCALE: 3/16" = 1'-0"



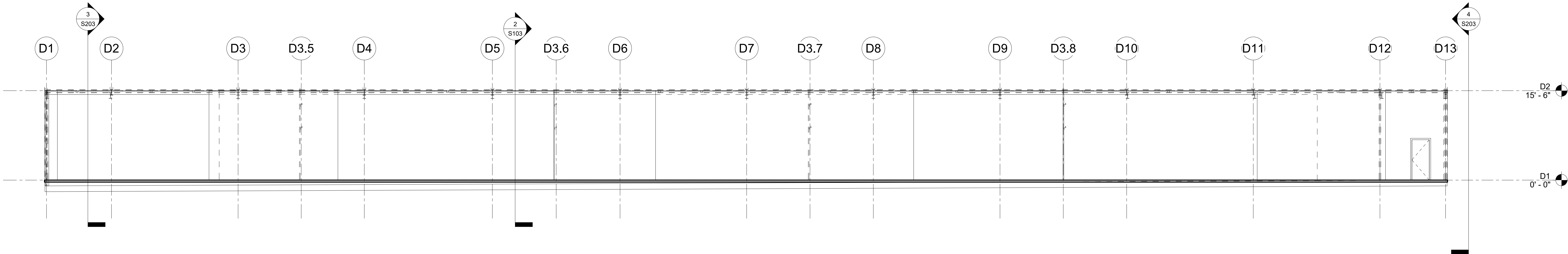
2
S201
Section 10
SCALE: 3/16" = 1'-0"



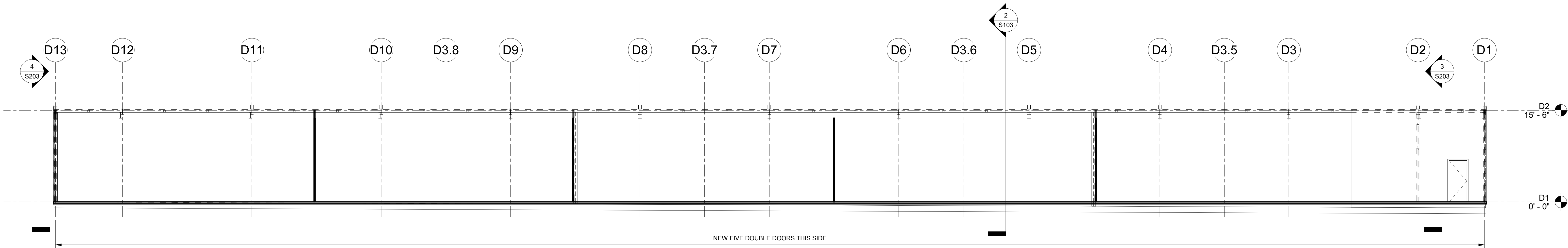
3
S201
Section 7
SCALE: 3/16" = 1'-0"



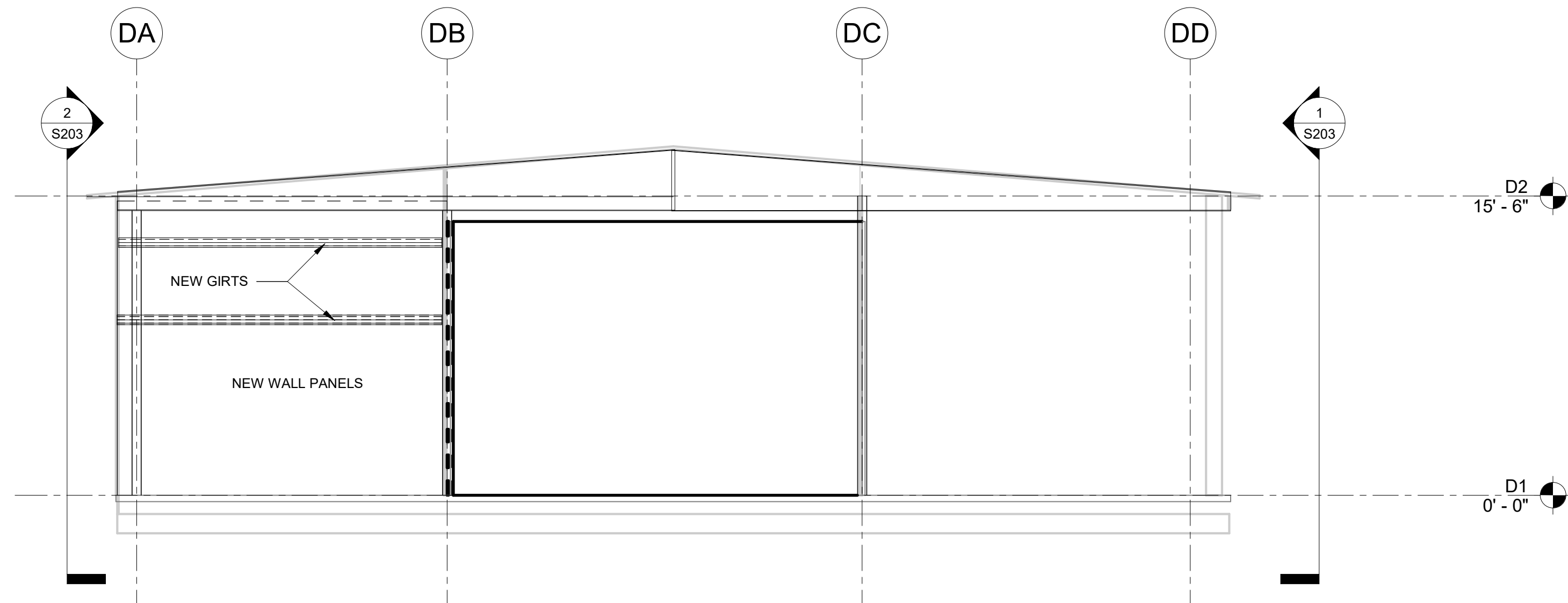
4
S201
Section 8
SCALE: 3/16" = 1'-0"



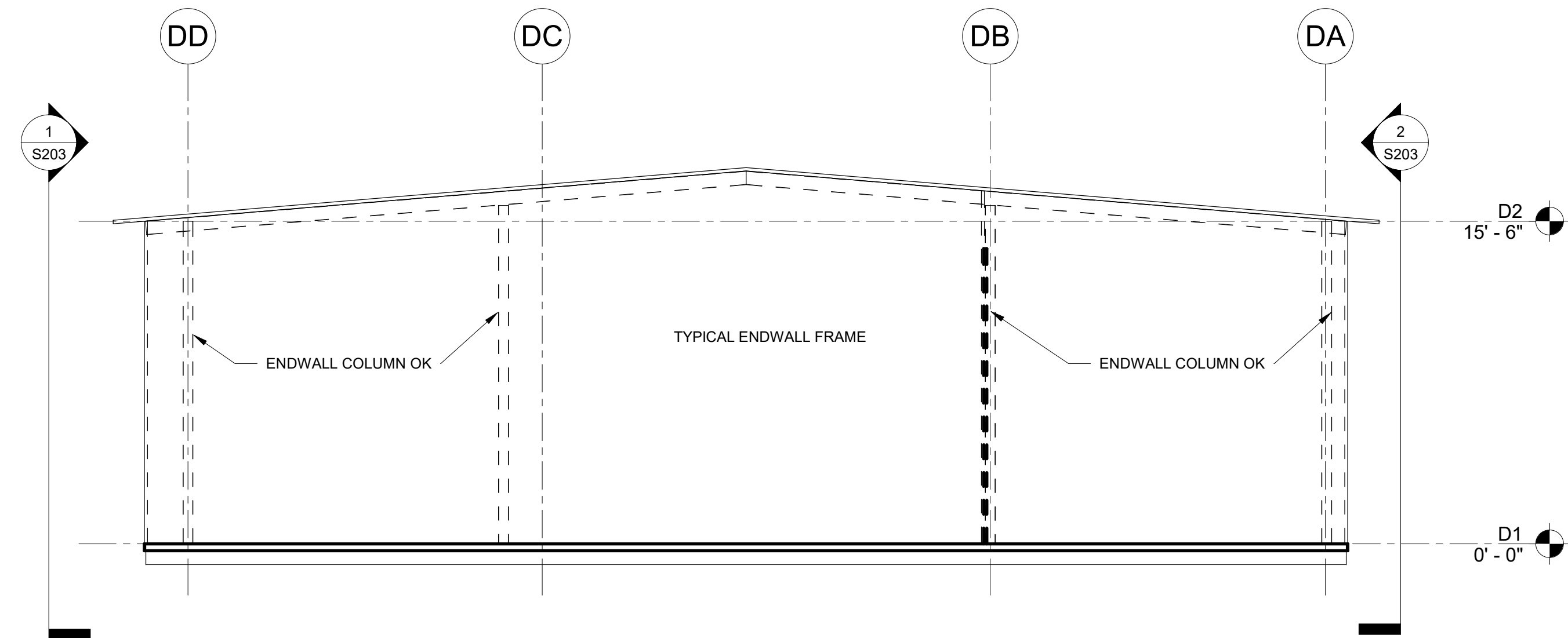
1
S203
Section 11
SCALE: 1/8" = 1'-0"



2
S203
Section 12
SCALE: 1/8" = 1'-0"



3
S203
Section 13
SCALE: 3/16" = 1'-0"



4
S203
Section 14
SCALE: 3/16" = 1'-0"



WAUCHULA MUN. AIRPORT
CITY OF WAUCHULA
WAUCHULA, FL

Allegheny
Design Services
Structural Engineering
102 LEEWAY ST. NOKANTOWN, WV 26556 Phone: 304.698.0771 Fax: 304.698.0772
www.alleghenydesign.com

Drawing Revisions	
No.	Date

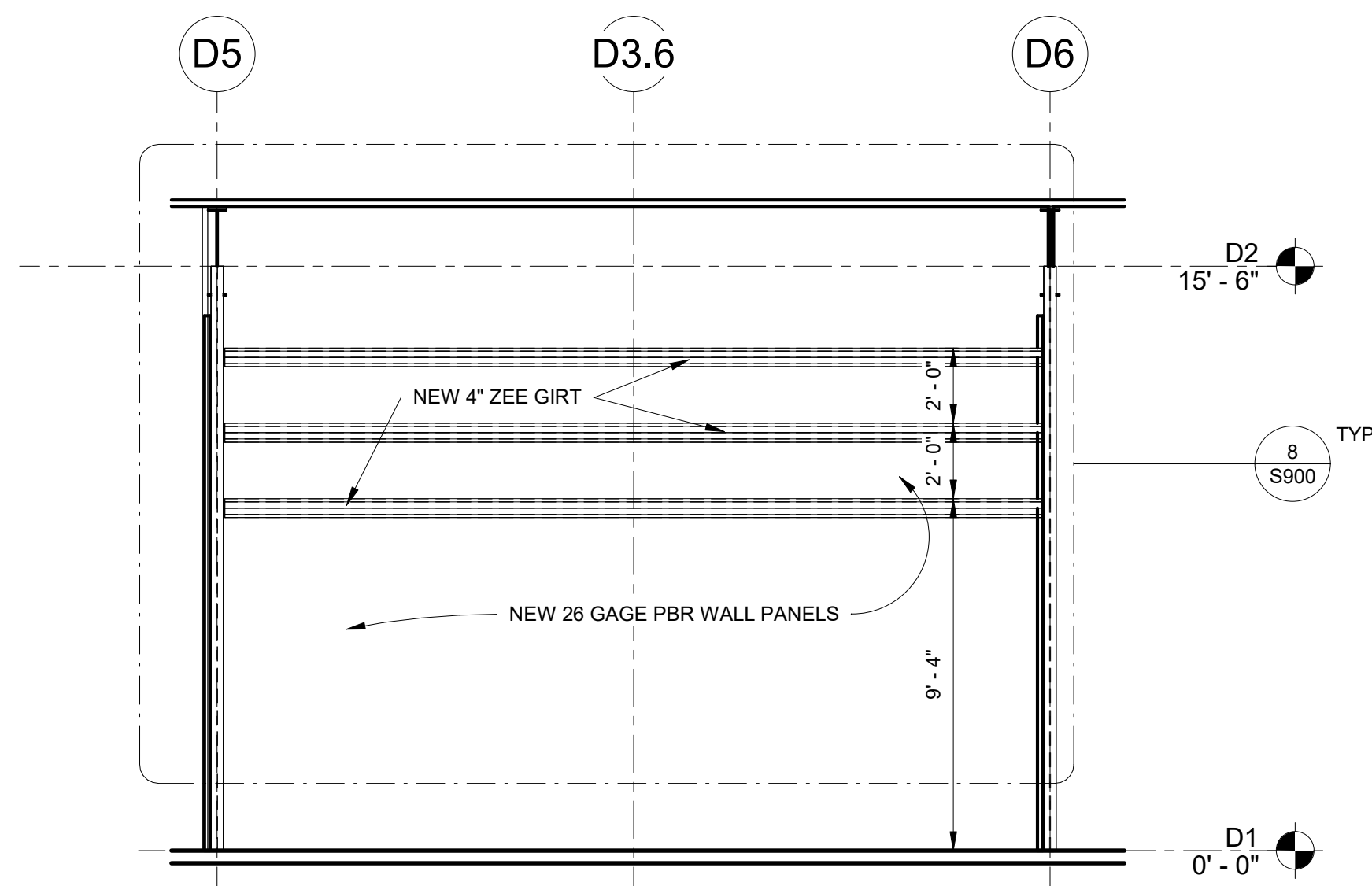
*Copyright, All rights reserved.
Reproduction in whole or in part is
prohibited. This drawing is an instrument
of service to the
property of the engineer and may not be
used in any way without expressed written
consent from the engineer of record.

HANGAR D ELEVATIONS

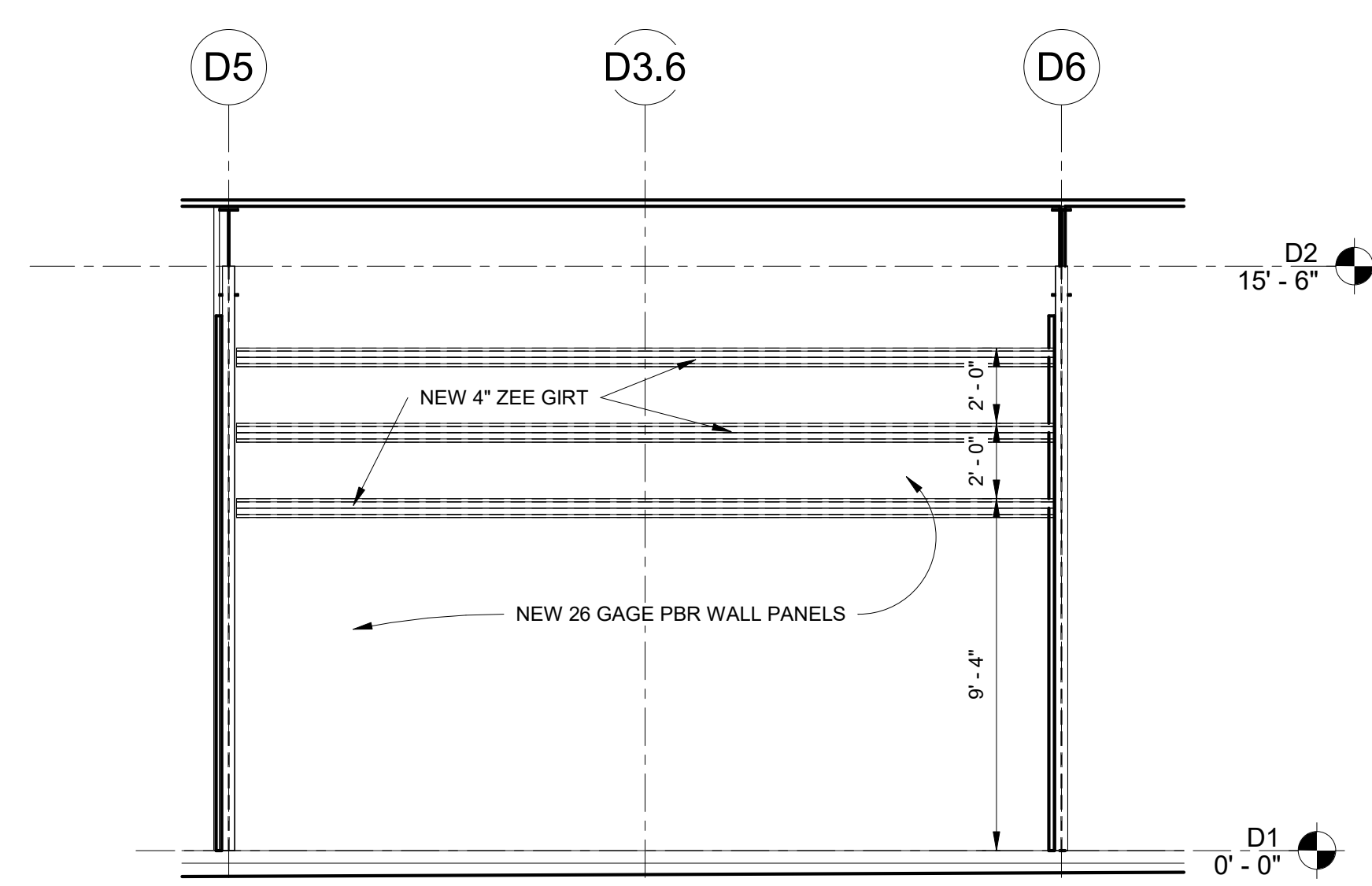
DRAWN BY:
JMC
CHECKED BY:
DRS
ISSUED FOR:

DATE:
7-30-2025

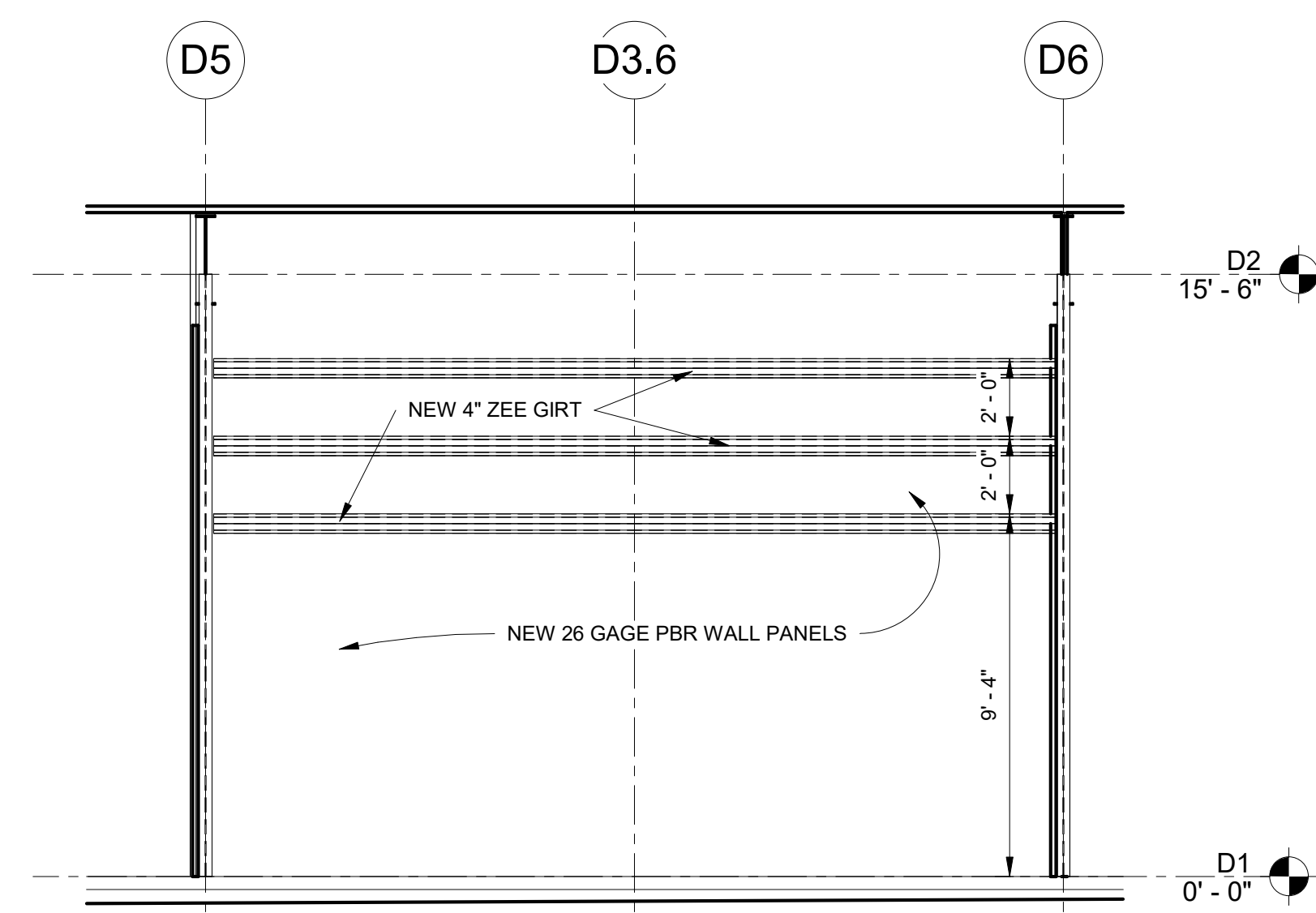
SHEET NO.



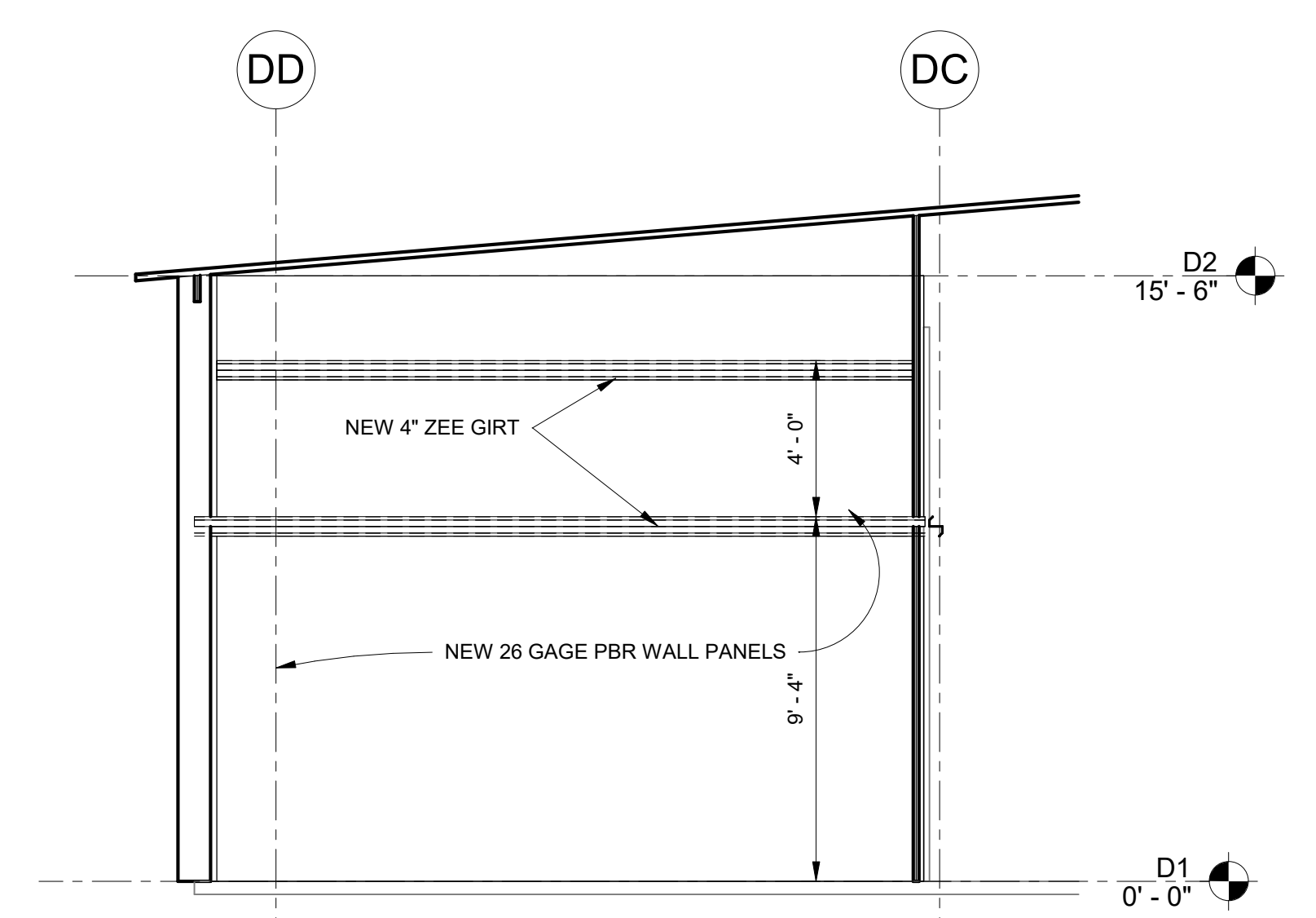
1
S204
Elevation 1 - a
SCALE: 1/4" = 1'-0"



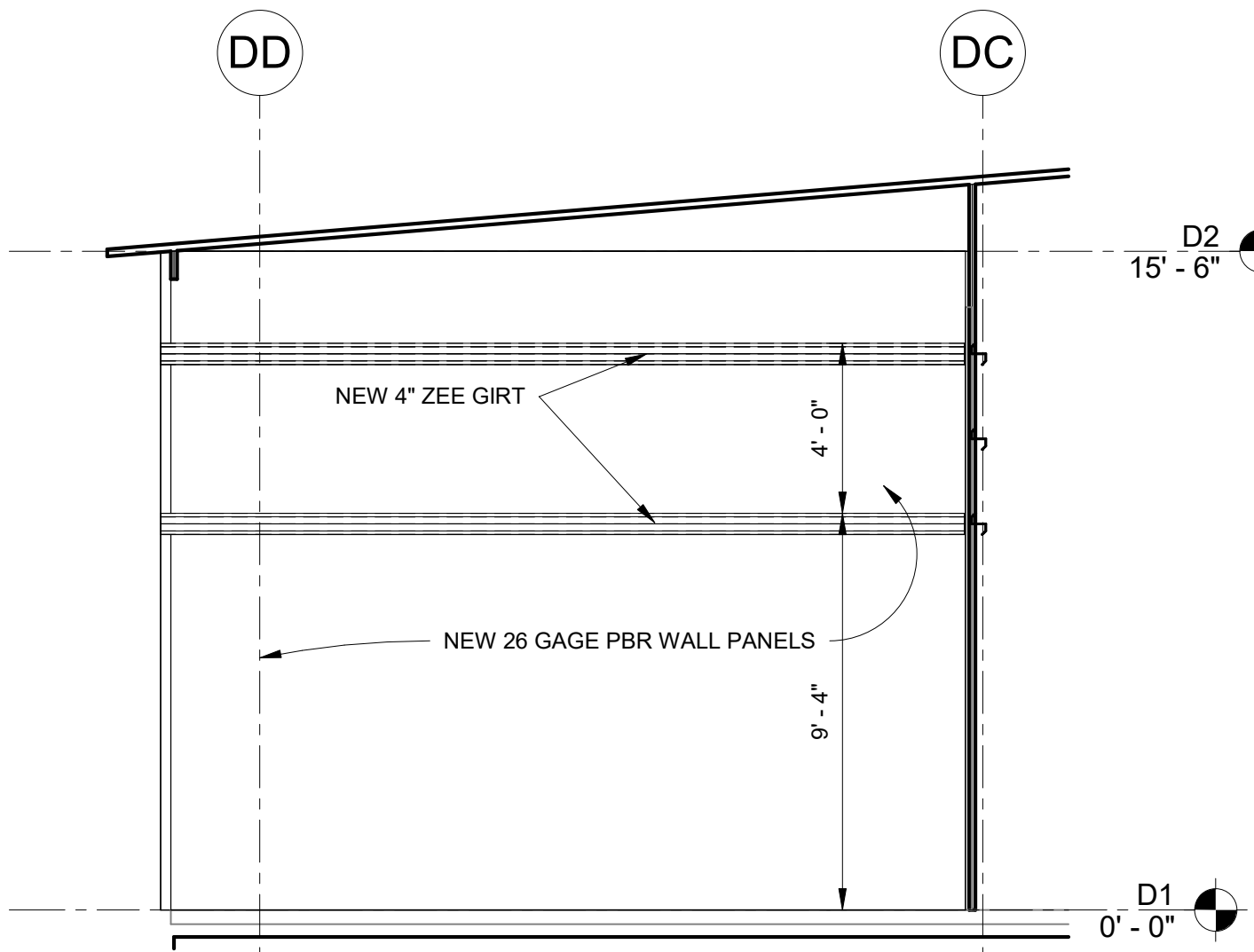
2
S204
Elevation 2 - a
SCALE: 1/4" = 1'-0"



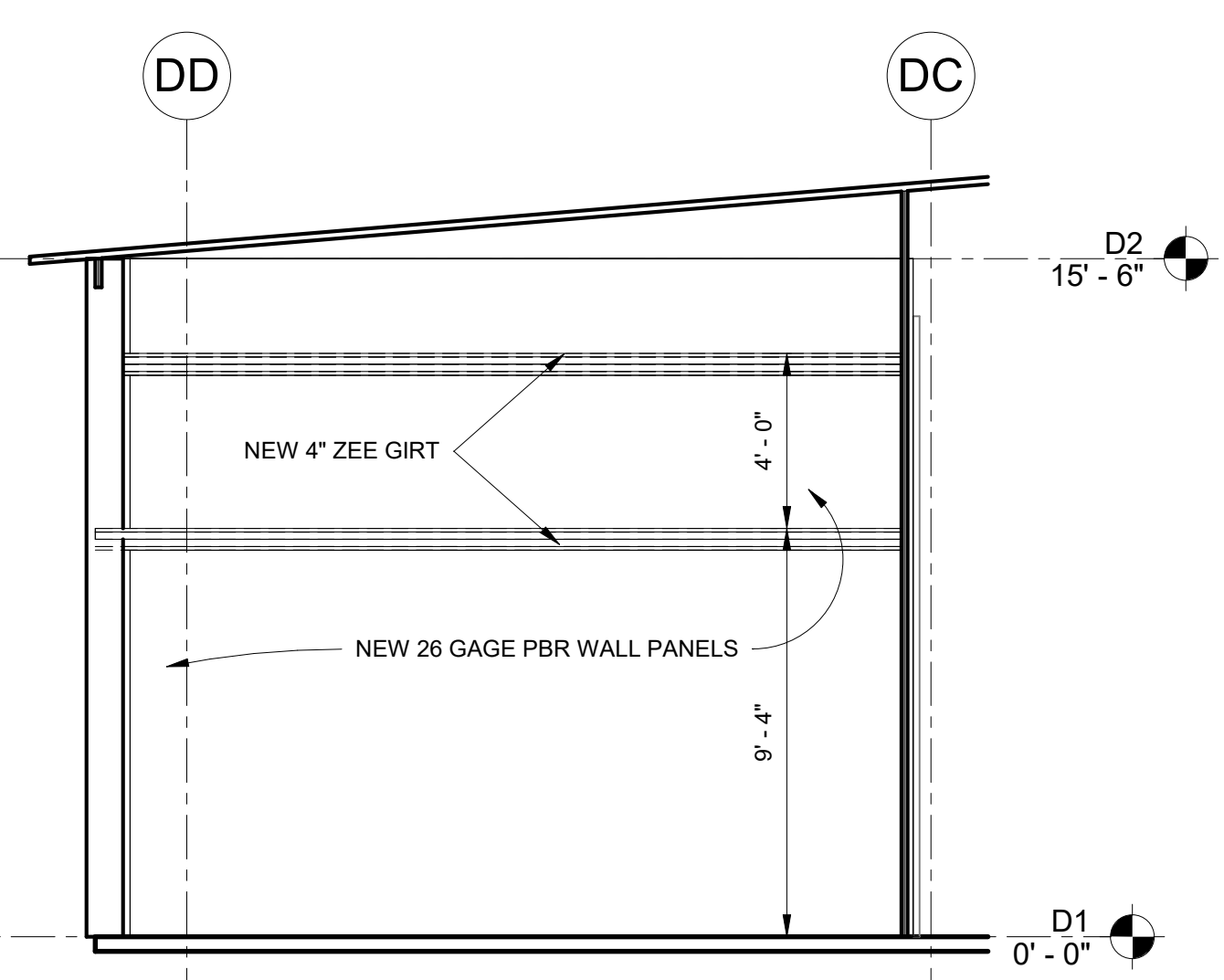
3
S204
Elevation 3 - a
SCALE: 1/4" = 1'-0"



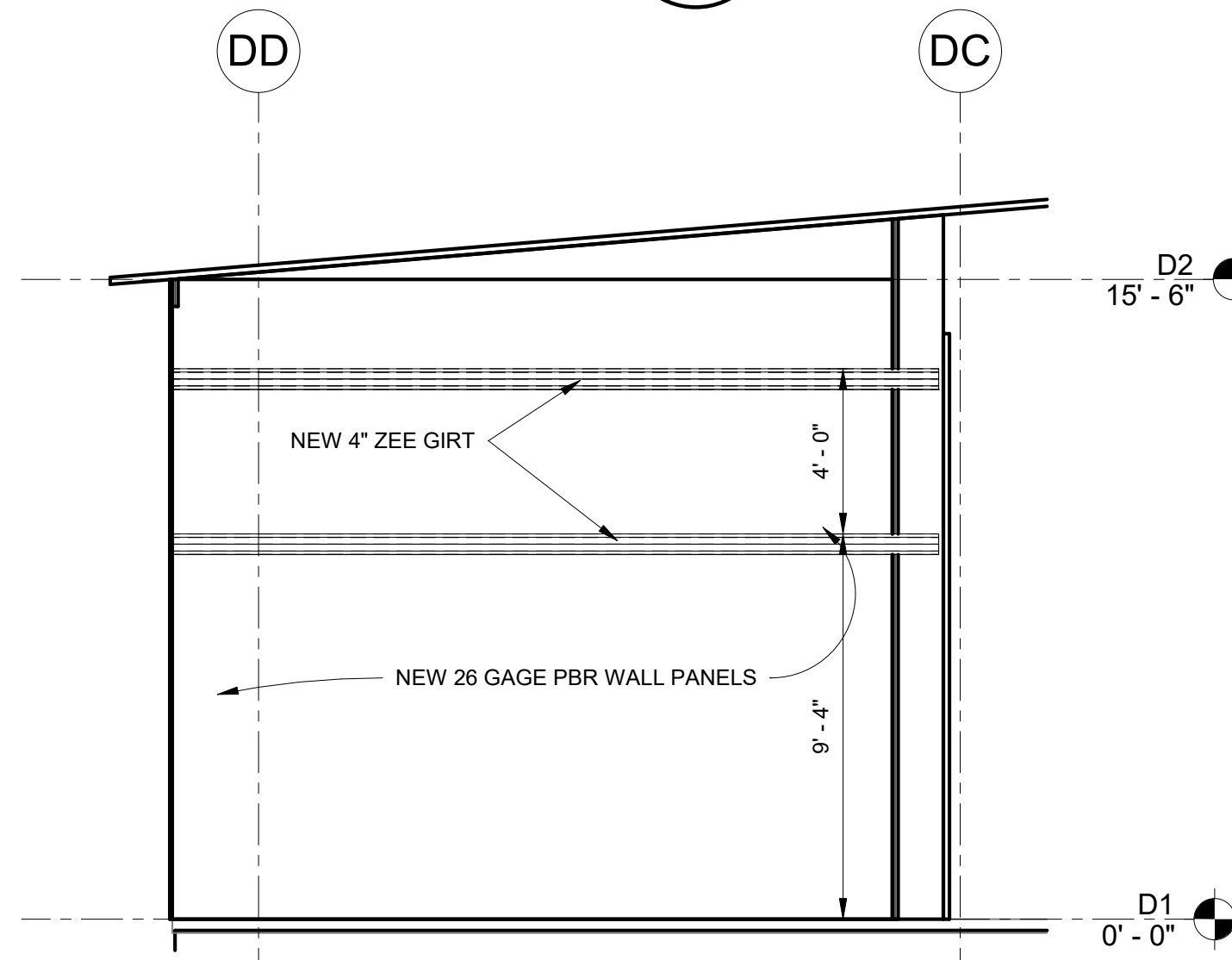
4
S204
Elevation 4 - a
SCALE: 1/4" = 1'-0"



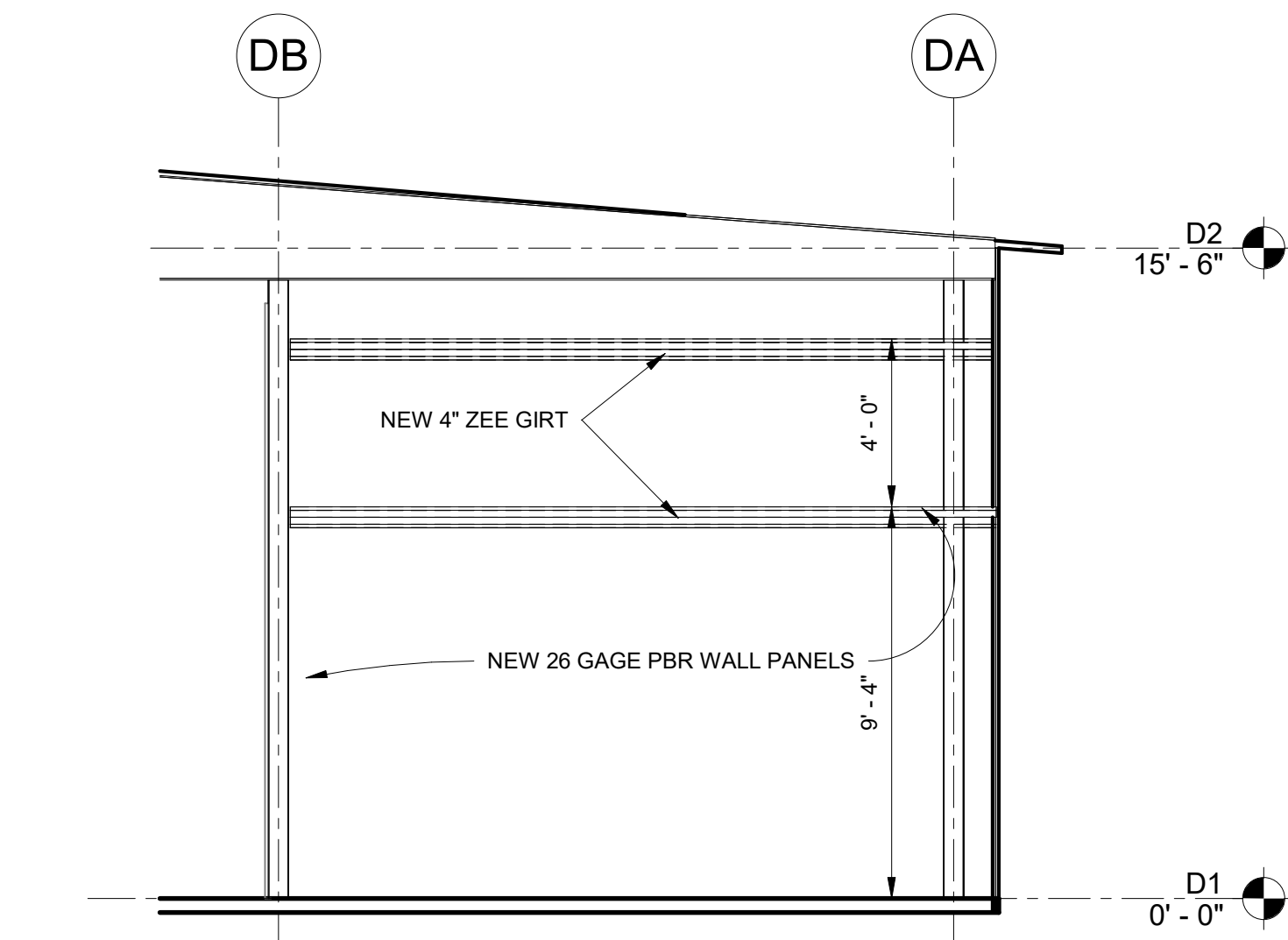
5
S204
Elevation 5 - a
SCALE: 1/4" = 1'-0"



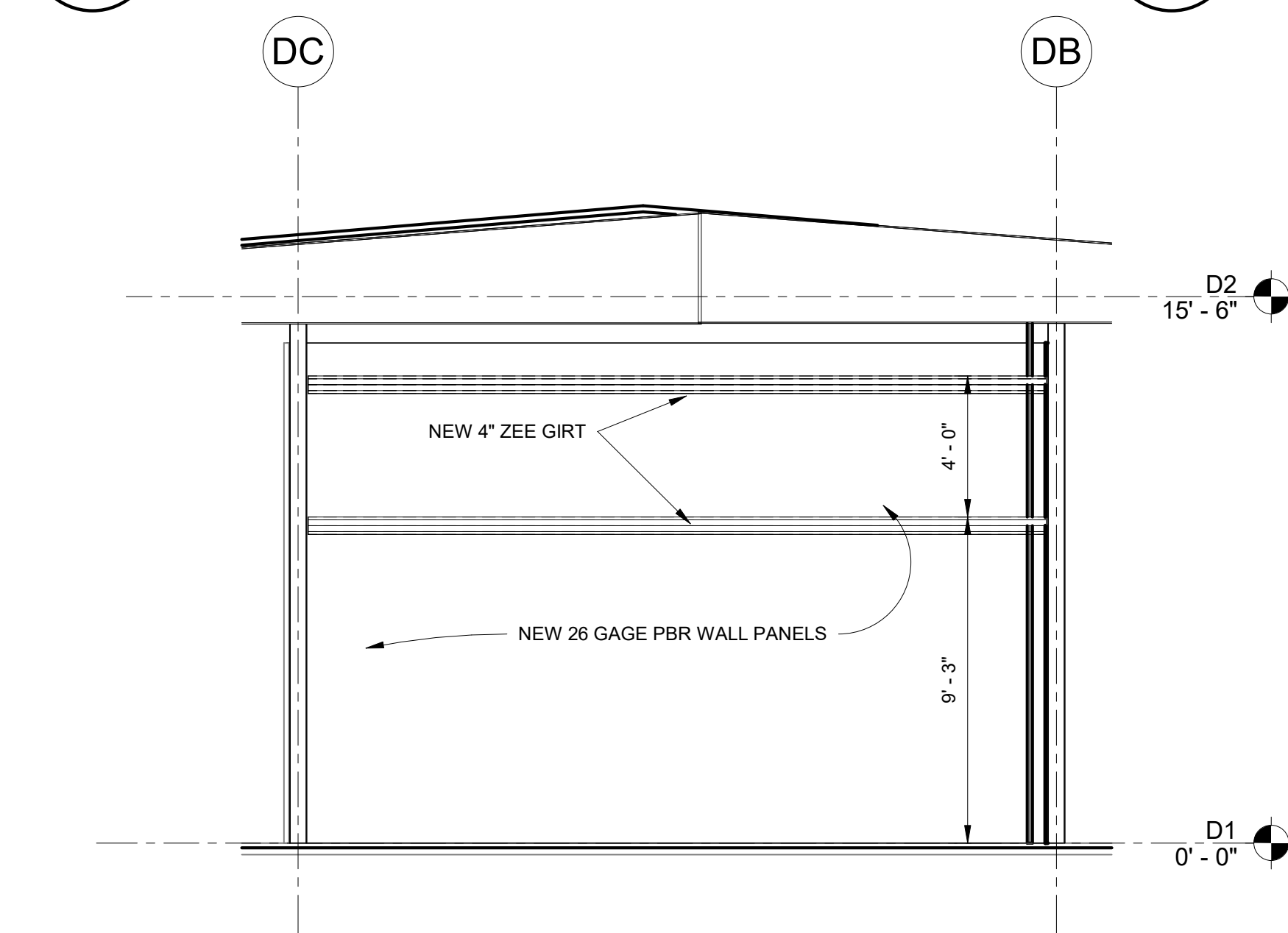
6
S204
Elevation 6 - a
SCALE: 1/4" = 1'-0"




7
S204
Elevation 7 - a
SCALE: 1/4" = 1'-0"



8
S204
Elevation 8 - a
SCALE: 1/4" = 1'-0"



9
S204
Elevation 9 - a
SCALE: 1/4" = 1'-0"



AVCON
AVCON, INC.
STRUCTURAL ENGINEERING
102 LEEWAY ST., NOKSANTOWN, WV 26556
Phone: 304.696.0771 Fax: 304.696.0772

WAUCHULA MUN. AIRPORT
CITY OF WAUCHULA
WAUCHULA, FL

Allegheny
Design Services
Structural Engineering
102 LEEWAY ST., NOKSANTOWN, WV 26556
Phone: 304.696.0771 Fax: 304.696.0772
www.alleghenydesign.com

Drawing Revisions	
No.	Date

*Copyright, All rights reserved.
Reproduction in whole or in part is
prohibited. This drawing is an instrument
of service to the
property of the engineer and may not be
used in any way without expressed written
consent from the engineer of record.

HANGAR D INTERIOR
PARTITION ELEVATIONS

DRAWN BY:
JMC
CHECKED BY:
DRS
ISSUED FOR:

DATE:
7-30-2025

SHEET NO.



1
S900
HANGAR A FRONT VIEW (HANGER B THE SAME)
SCALE: 3/4" = 1'-0"



2
S900
HANGAR D REAR VIEW (5 DOORS EACH SIDE REQUIRES
REPLACEMENT)
SCALE: 3/4" = 1'-0"



3
S900
HANGAR A/B BOTTOM TRACK
SCALE: 3/4" = 1'-0"



4
S900
HANGAR A/B TOP TRACK
SCALE: 3/4" = 1'-0"



5
S900
HANGAR D DAMAGED GIRTS TO BE REPLACED (MULTIPLE
LOCATIONS)
SCALE: 3/4" = 1'-0"



6
S900
HANGAR D TYP BLOWN OUT INTERIOR PARTITION (MULTIPLE
LOCATIONS)
SCALE: 3/4" = 1'-0"




7
S900
HANGAR D BOTTOM TRACK
SCALE: 3/4" = 1'-0"



8
S900
HANGAR D DAMAGED WALL PANELS TO BE REPLACED
(MULTIPLE LOCATIONS)
SCALE: 3/4" = 1'-0"



9
S900
HANGAR D DAMAGED JAMB TO BE REPLACED
SCALE: 3/4" = 1'-0"



WAUCHULA MUN. AIRPORT
CITY OF WAUCHULA
WAUCHULA, FL

Allegheny
Design Services
Structural Engineering
102 LEEWAY ST. NORTONTOWN, WV 26056 Phone: 304.898.0771 Fax: 304.898.0772
www.alleghenydesign.com

Drawing Revisions
No. Date

"Copyright. All rights reserved.
Reproduction in whole or in part is
prohibited. This drawing is an instrument
of service to the
property of the engineer and may not be
used in any way without expressed written
consent from the engineer of record."

EXISTING CONDITIONS

DRAWN BY:
JMC
CHECKED BY:
DRS
ISSUED FOR:

DATE:
7-30-2025

SHEET NO.

BID DOCUMENTS

S900



1
S901

P13
SCALE: 1/8" = 1'-0"



2
S901

P19
SCALE: 1/8" = 1'-0"



3
S901

P11
SCALE: 1/8" = 1'-0"



4
S901

P10
SCALE: 1/8" = 1'-0"



5
S901

P8
SCALE: 1/8" = 1'-0"



6
S901

P16
SCALE: 1/8" = 1'-0"



7
S901

P17
SCALE: 1/8" = 1'-0"




8
S901

P14
SCALE: 1/8" = 1'-0"



9
S901

P7
SCALE: 1/8" = 1'-0"




10
S901

P5
SCALE: 1/8" = 1'-0"



11
S901

P21
SCALE: 1/8" = 1'-0"




12
S901

P26
SCALE: 1/8" = 1'-0"



13
S901

P25
SCALE: 1/8" = 1'-0"



WAUCHULA MUN. AIRPORT
CITY OF WAUCHULA
WAUCHULA, FL

Allegheny
Design Services
Structural Engineering
102 LEEWAY ST. NORTONTOWN, WV 26056 Phone: 304.598.0771 Fax: 304.598.0772
www.alleghenydesign.com

Drawing Revisions	
No.	Date

"Copyright, All rights reserved.
Reproduction in whole or in part is
prohibited. This drawing is an instrument
of service to the
property of the engineer and may not be
used in any way without expressed written
consent from the engineer of record."

EXISTING CONDITIONS

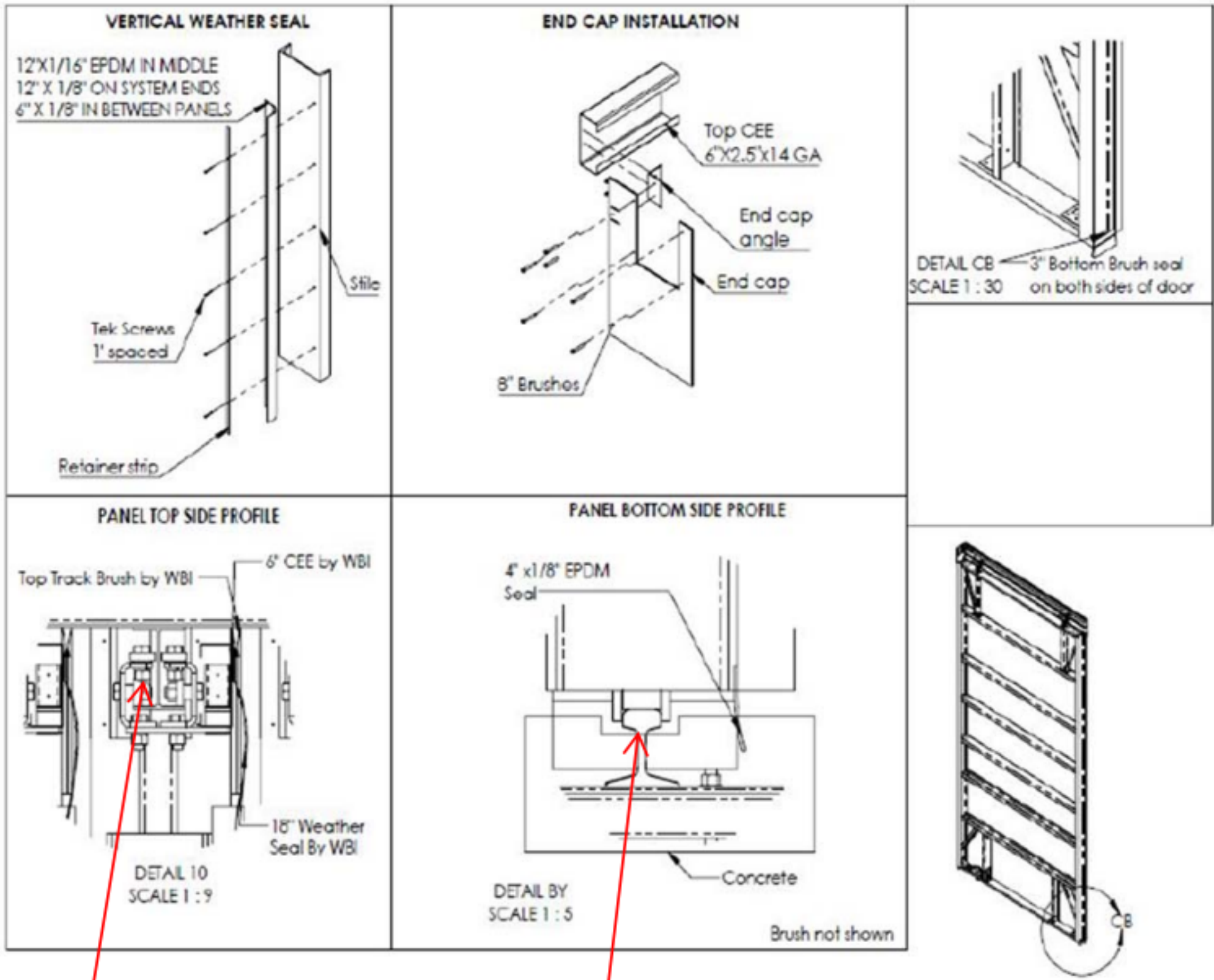
DRAWN BY:
JMC
CHECKED BY:
DRS
ISSUED FOR:

DATE:
7-30-2025

SHEET NO.

BID DOCUMENTS


S901



MODIFY TOP TO CONFORM TO EXISTING TOP TRACK OR REPLACE IF DAMAGED OR NOT COMPATIBLE

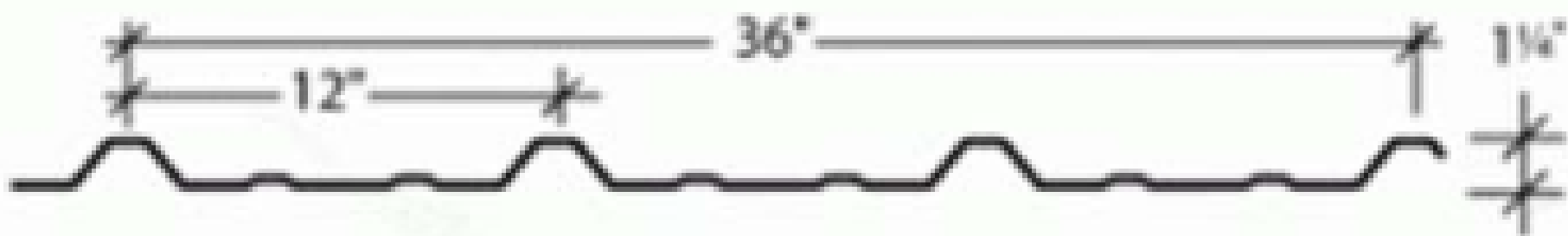
MODIFY DOOR BOTTOM TO CONFORM TO EXISTING TRACKS, SEE PHOTOS

1
S905
GENERIC DOOR DETAILS
SCALE: 3/4" = 1'-0"

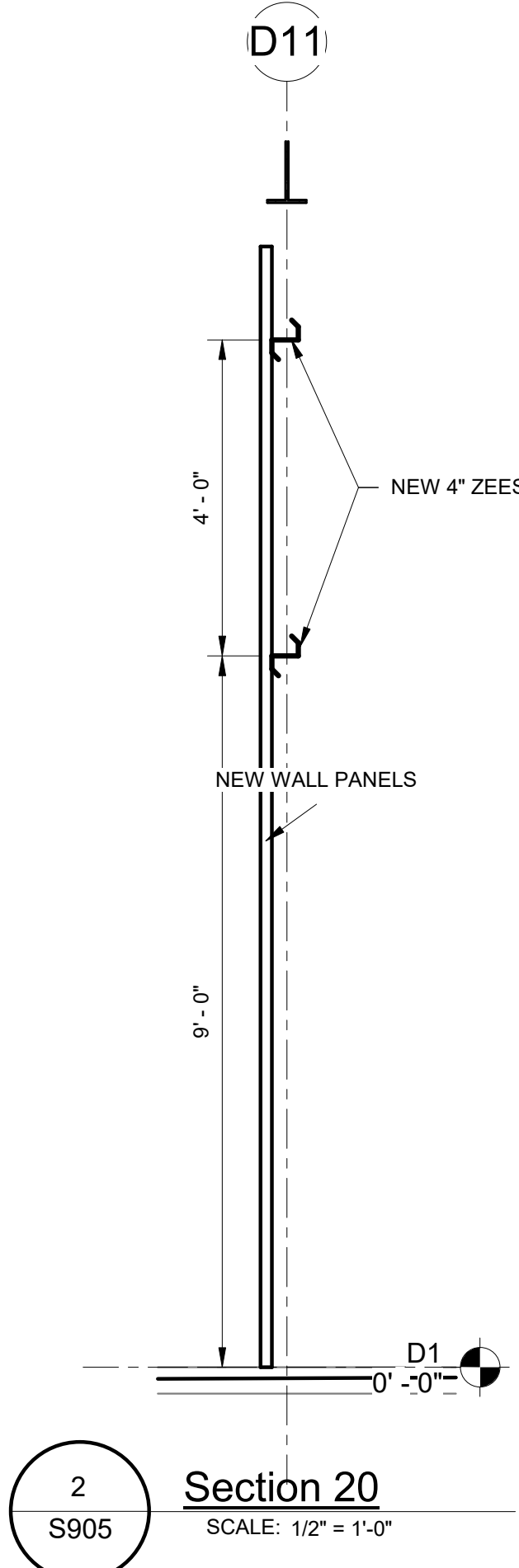


5
S905
TYPICAL 26 GAGE WALL PANELS
SCALE: 3" = 1'-0"

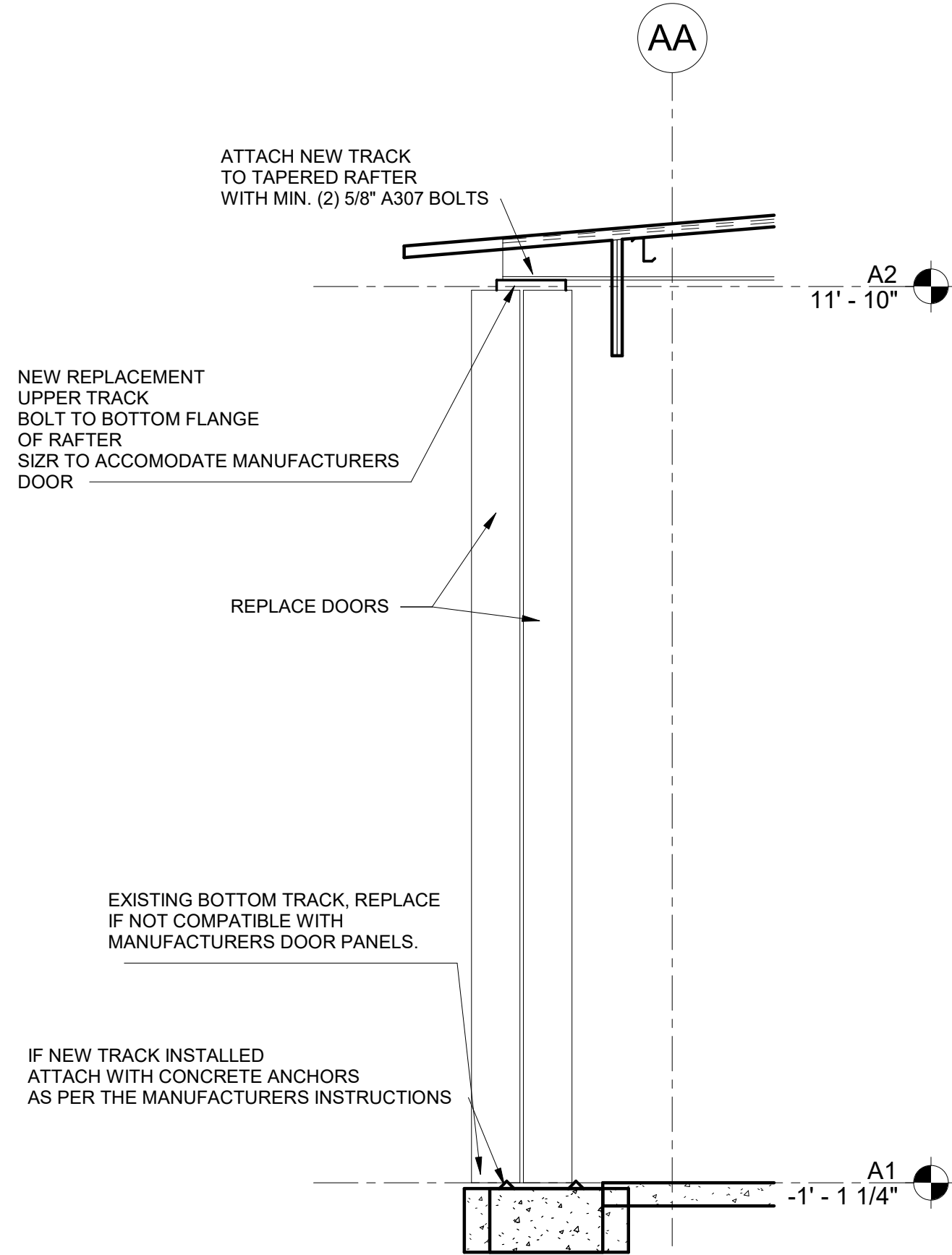
PBR Panel



#



3
S905
TYP GIRT TO GIRT CONNECTION
SCALE: 3/4" = 1'-0"



4
S905
Section 17 - Callout 1
SCALE: 1/2" = 1'-0"



WAUCHULA MUN. AIRPORT
CITY OF WAUCHULA
WAUCHULA, FL

Allegheny
Design Services
Structural Engineering
102 LEEWAY ST. MORGANTOWN, WV 26505 Phone: 304.598.0771 Fax: 304.598.0772
www.alleghenydesign.com

Drawing Revisions	
No.	Date

*Copyright, All rights reserved.
Reproduction in whole or in part is prohibited. This drawing is an instrument of service to the property of the engineer and may not be used in any way without expressed written consent from the engineer of record.

DETAILS

DRAWN BY:
JMC
CHECKED BY:
DRS
ISSUED FOR:

DATE:
7-30-2025
SHEET NO.