

WATERTOWN FIRE DEPARTMENT

Monthly Report / **October 2025**



Duty, Pride, Service



Greetings!

As we enter the heart of fall, October reminds us that fire prevention and community outreach are not seasonal events; they are activities that our department participates in all year long. From the Baby Box blessing to the station's grand opening, parades, and countless community engagement touchpoints, over **9,400 people** have already taken part in Watertown Fire Department programming this year, and we haven't finished for the year!

This month brought a focused burst of education as our crews completed many station tours, school visits, and library learning sessions, reaching over **2,800 children** with safety messaging designed to empower future decision makers. These efforts reflect our mission, vision, and values in action—compassion in teaching, dedication to prevention, integrity in leadership, and accountability to our community. We are grateful for every opportunity to serve and walk alongside Watertown families in October and throughout the year.

We had the special honor of hosting Wisconsin DSPS Secretary Dan Hereth at our new fire station. He toured the facility, met members of our department, and presented the governor's official Fire Prevention Week Proclamation—recognizing Watertown's efforts in building a safer, upstream-focused community. It was a strong acknowledgment from the state that what we are doing matters—and it showcased the leadership, professionalism, and forward momentum of this department.

Looking ahead to 2026, we are energized by the next step in that momentum: welcoming our Deputy Chief Fire Marshal. With this role, we will expand outreach to business owners, strengthen fire code education and bring our history-rich community into the future with increased resiliency and protection against catastrophic events. Prevention is progress, and this investment positions Watertown to continue leading forward.

Chief Tanya Reynen



Operational Statistics

2025 Year to Date Calls: 2738

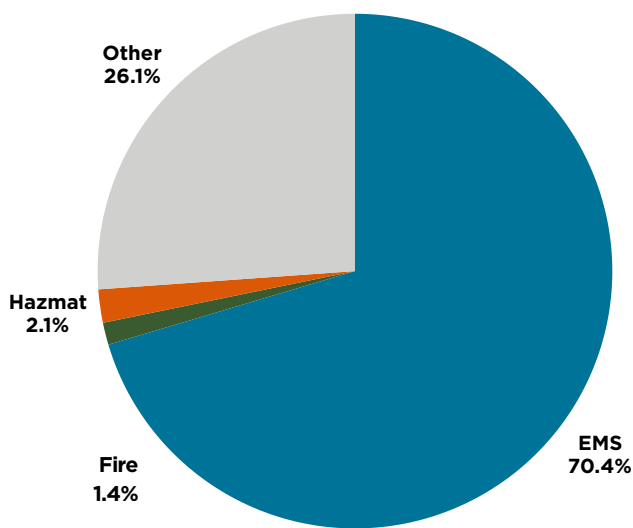
October 2025 Calls: 287

EMS	Fire	Haz-Mat	Other
202	4	6	75

October Incidents by Year

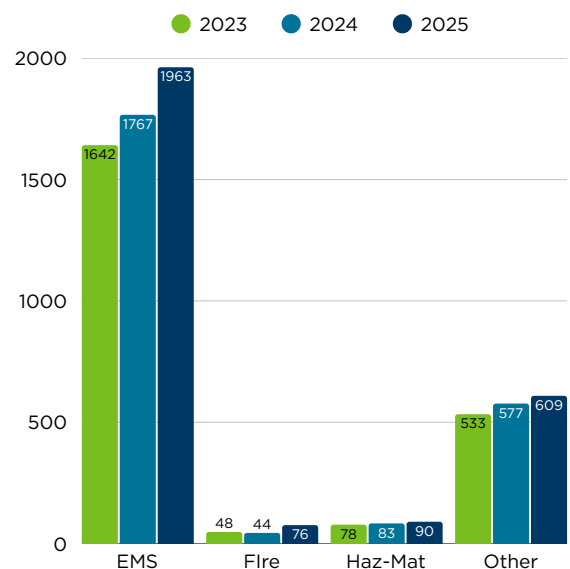
2023	2024	2025
247	261	287

October Incident Percentages

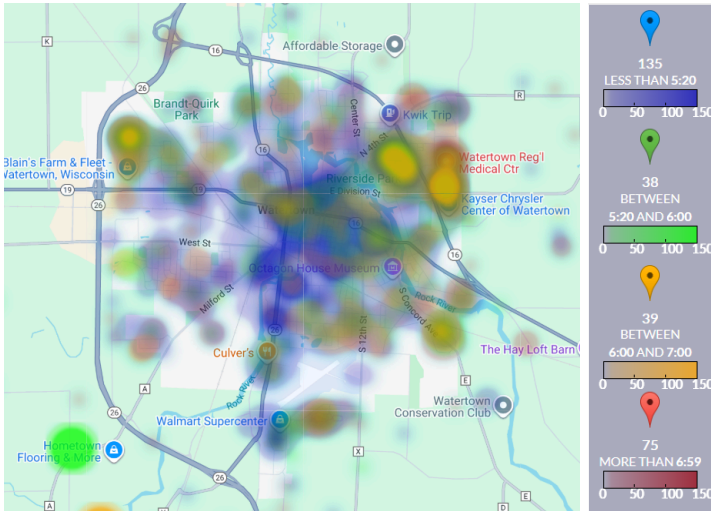


***Other consists of lift assists, false alarms, hazardous conditions such as wires down or gas leaks, animal rescues, burn complaints, and other non-fire or EMS calls for service.

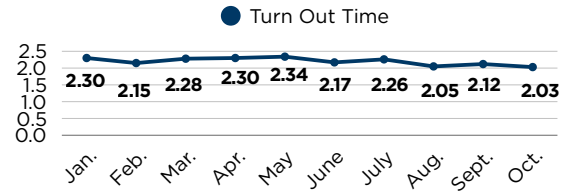
Year-to-Date Incidents by year and type



Operational Statistics

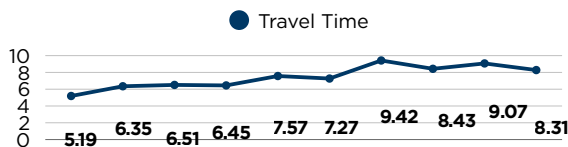


90th Percentile ALL ZONE TURN OUT TIME (Alarm>EnRoute)



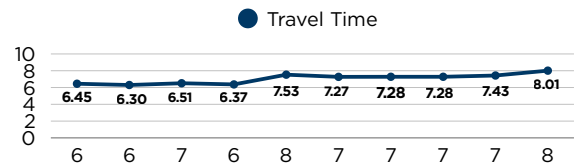
NFPA 1710 Benchmarks Turnout time
EMS: 60sec. Fire: 1:20

90th Percentile ALL ZONE RESPONSE TIME (Alarm>First Unit Arrival)



NFPA 1710 Benchmarks Travel time
6:00

90th Percentile CITY ZONE RESPONSE TIME (Alarm>First Unit Arrival)



NFPA 1710 Benchmarks Travel time
6:00

Simultaneous Calls for the Past Three Years

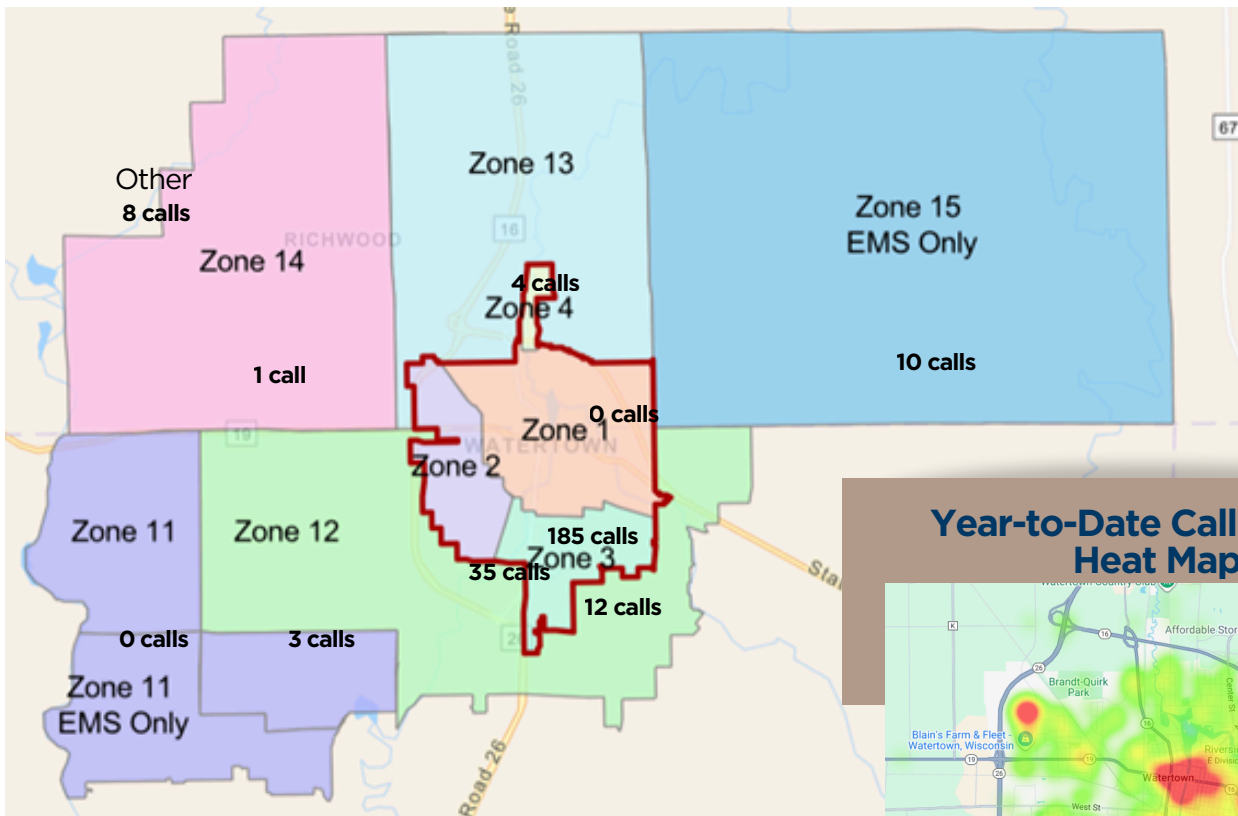
This means that the crew is out on more than one call at the same time.

	2023		2024		2025	
January	39	17%	52	19%	79	28%
February	48	20%	39	18%	63	28%
March	39	18%	52	22%	93	32%
April	37	17%	31	14%	74	28%
May	45	18%	47	20%	103	34%
June	46	17%	68	27%	78	27%

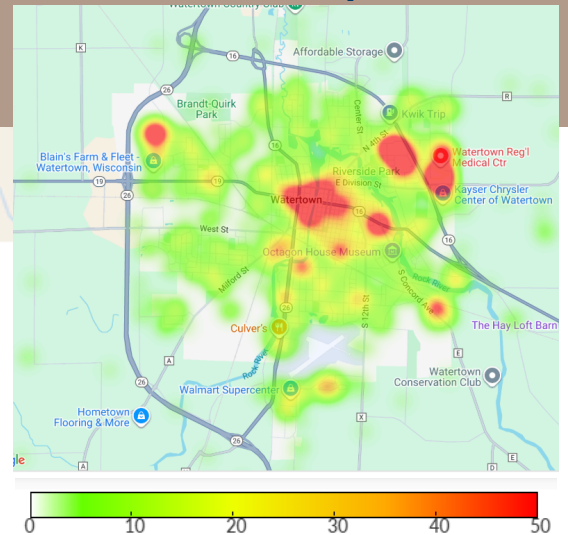
	2023		2024		2025	
July	63	22%	57	24%	87	30%
August	50	19%	50	22%	60	24%
September	47	18%	66	25%	89	33%
October	47	19%	57	22%	70	25%
November	51	21%	64	28%		
December	74	27%	58	28%		

Operational Statistics

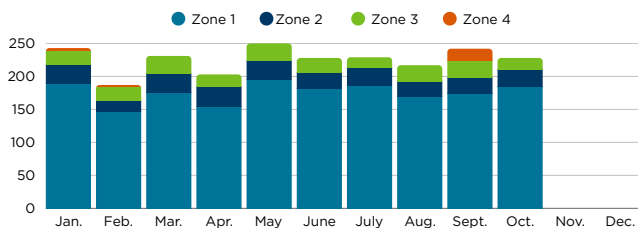
Calls per Zone in October



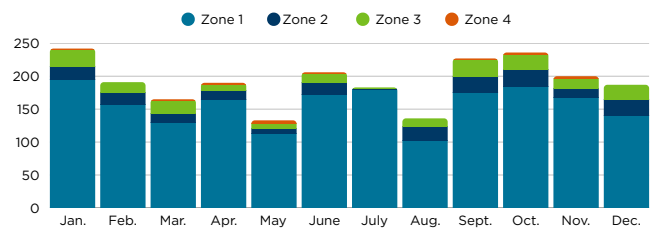
Year-to-Date Call Volume Heat Map



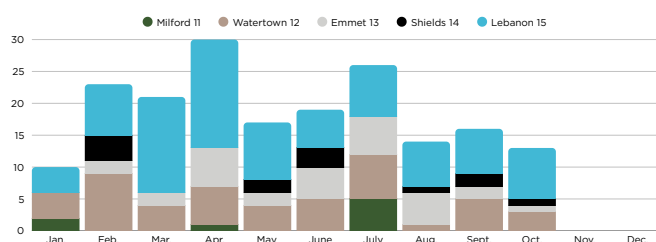
2025 Calls per City Zone



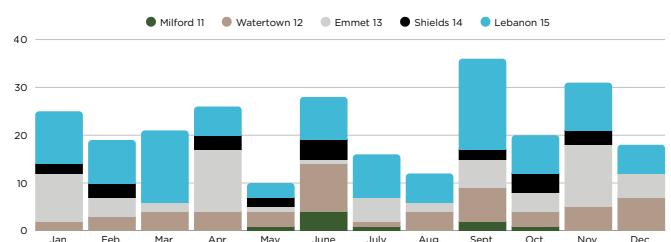
2024 Calls per City Zone



2025 Calls per Township Zone

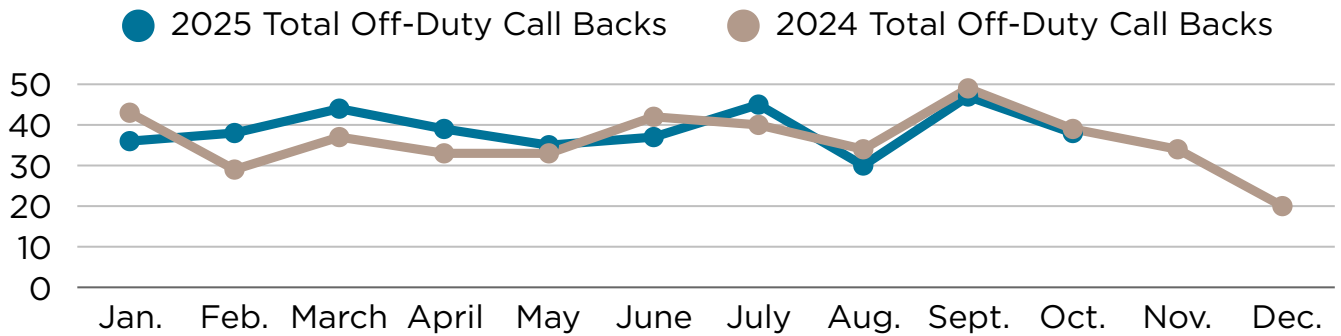


2024 Calls per Township Zone

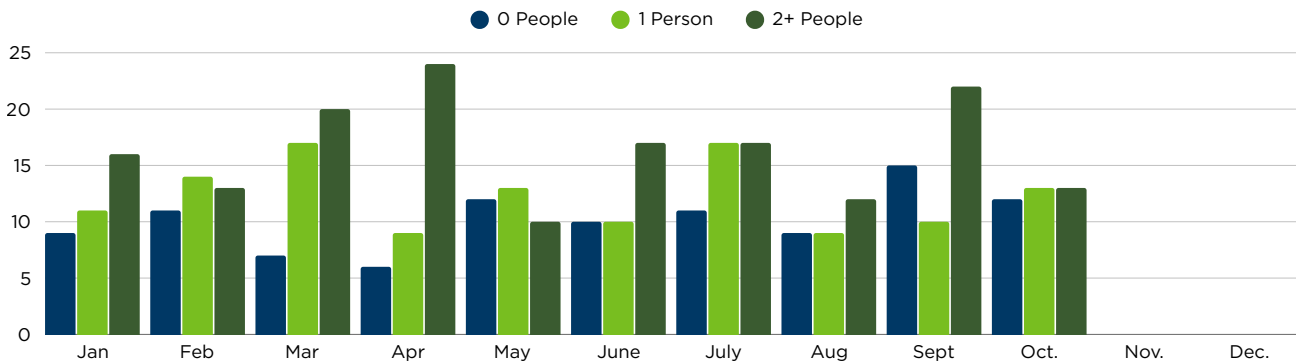


October Off-Duty Callback Occurrences

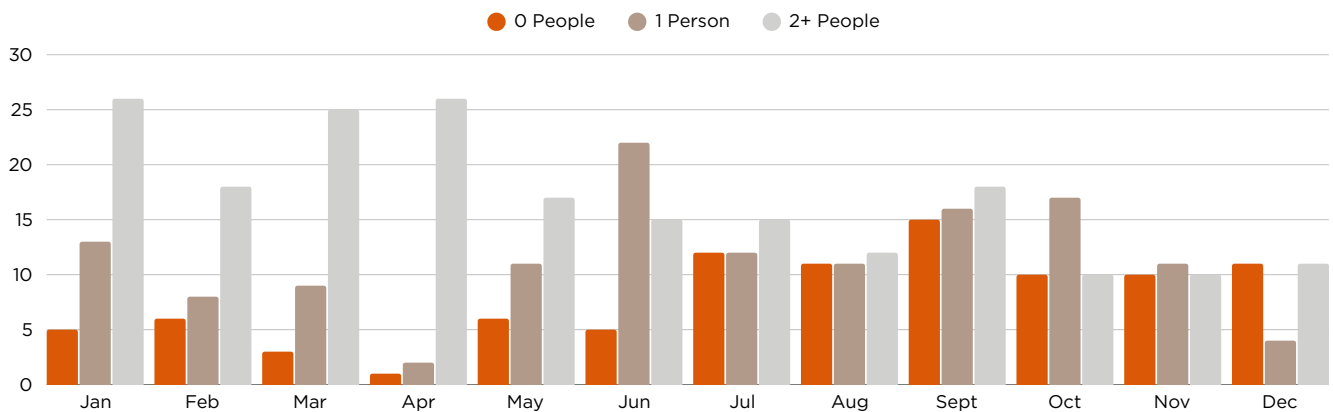
Number of People	0	1	2+	Total
Count	12	13	13	38



Off-Duty Callback Staff Reporting 2025

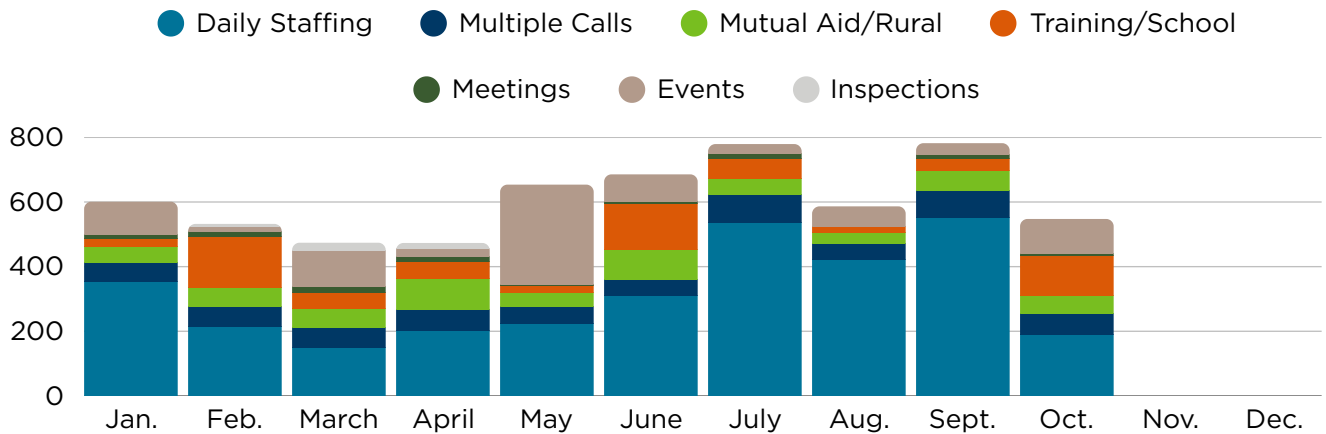


Off-Duty Callback Staff Reporting 2024

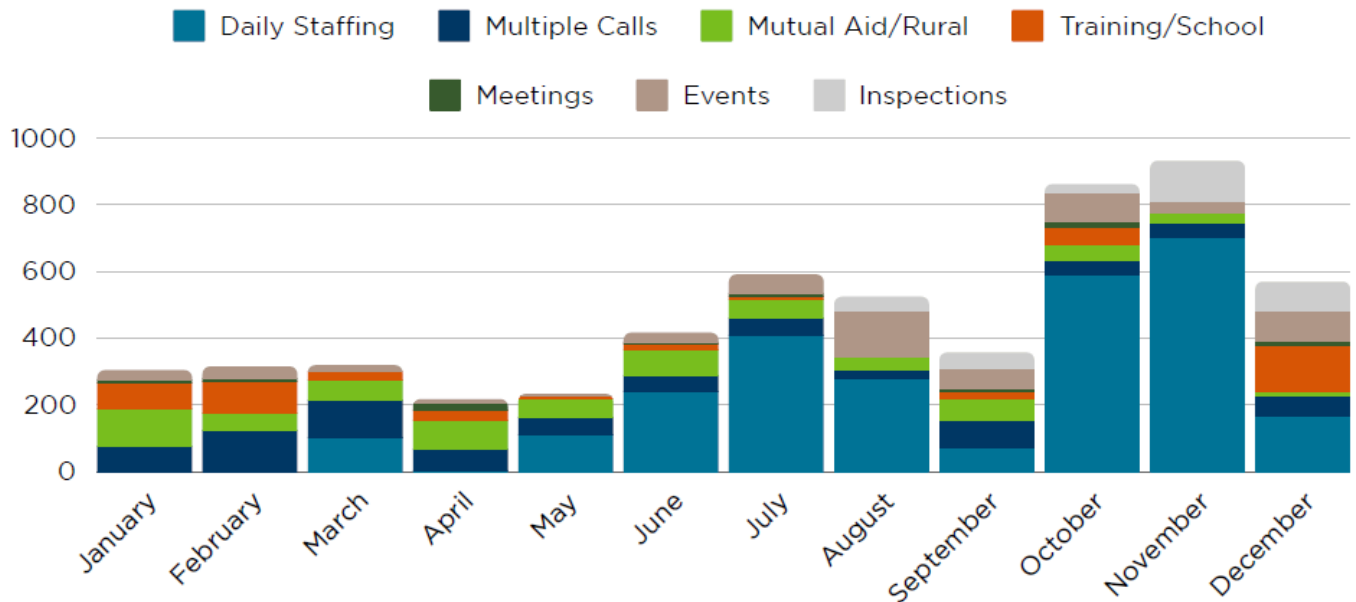


Operational Statistics

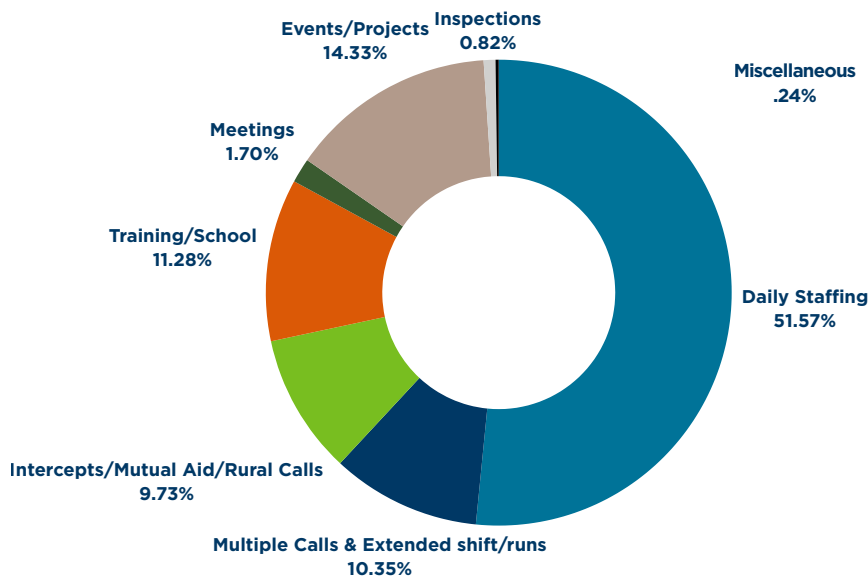
2025 Total Monthly Overtime Hours



2024 Total Monthly Overtime Hours



Year to Date Overtime Percentage



Staffing Update
 1 person completed paramedic classes
 2 people in paramedic classes
 1 person registered for paramedic classes in Jan.
 2 people in driver operator classes

Incidents, Training & Public Relations

Training Highlights

Hose Deployment and Flowing
High Point Ladder Rescue
Victim Drags and Carries
Mask Flow Testing
Environmental Emergencies
Mental Health Resiliency
Buffalo Leadership Training

We welcomed firefighter/EMT Jack Wohlers to the department.



The Fire Department received a proclamation for Fire Prevention Week presented by the DSPS Secretary from Governor Evers.



Incident Highlights

2 Brush/Outdoor Fires
Bonner St., Watertown
S. Water St., Watertown
1 Mutual Aid Outside Fire
Cty. Rd. B, Johnson Creek
1 Structure Fire
Spring St., Watertown
1 Unauthorized Burning
1 line/wiring
18 False Alarms
12 Motor Vehicle Crashes
43 Lift Assists

Thank you ServPro for dropping off a basket of goodies to celebrate Fire Prevention Week.



Public Relation Highlights

Fire Drills
Student Ride-a-longs
Station Tours
Trunk or Treat/Boo Bash
Fire Prevention Talks
Career Fair

Trunk or Treat



Fire prevention talk at the Watertown Public Library



Station Tour

