

## Culver's of Watertown, WI #021

### Exterior Refresh Finish Selections – October 6, 2023

#### General Notes:

- The Exterior Refresh Finish Selections document is to be used in conjunction with CFS issued Exterior Elevations.
- Anticipate 8-10 week lead times for all materials and finishes.
- CFS does not guarantee the availability of selected products.
- It is the General Contractor's responsibility to coordinate the delivery and installation of all materials and finishes unless noted otherwise.
- It is the General Contractor's responsibility to coordinate the installation of materials when the temperatures and dew points fall within the manufacturer's recommendations for installation.
- It is the General Contractor's responsibility to review actual samples of all finishes with the Owner prior to application. Color, texture, and sheen to be reviewed if applicable.
- Any areas receiving new materials must be cleaned per the manufacturer's recommendations prior to install.
- No dry stacking of manufactured stone on exterior or interior.
- It is the franchisee's responsibility to share this document with any pertinent consultants (e.g. Architect, engineer, General Contractor, Subcontractor, etc.).

#### Project Lead:

Name: Shelly Hemesath

Phone: 608-644-2682

Email: shellyhemesath@culvers.com

The project lead is the CFS point of contact for this project. Any questions or items needing clarification can be answered by the project lead.

#### Project Information:

Intended Start Date:

General Contractor:

#### Bid Alternate:



Exterior Coatings:

For distribution and pricing information:  
Sherwin Williams: Patrick O'Brien 440-263-1364 [Patrick.w.obrien@sherwin.com](mailto:Patrick.w.obrien@sherwin.com)

EIFS:	ConFlex XL Elastomeric High Build Coating, CF11 Series
Siding James Hardie Primer:	Loxon Concrete & Masonry Primer, LX02
Siding James Hardie Finish:	Resilience Exterior Latex Satin, K43 Series.
Metal Awnings/Roof Primer:	Macropoxy 646-100, B65-620 Series
Metal Awnings/Roof Intermediate Coat:	Acrolon 218 HS Acrylic Polyurethane, B65-560 Series
Metal Awnings/Roof Finish:	Fluorokem-100 HS B65-500 Series
Metal Soffit/Fascia Primer:	Macropoxy 646-100, B65-620 Series
Metal Soffit/Fascia Finish/Doors/Frames:	ProIndustrial Acrolon 100
Dumpster Corral Doors (self priming over wood):	Solo Acrylic Exterior Semi Gloss A76 Series
Dumpster Corral Doors (metal primer as needed):	ProIndustrial ProCryl Universal Primer, B66-1310 Series
Masonry Solid Stain:	Loxon Vertical Concrete Stain, LX31 Series


- Notes:
- CFS does not guarantee that the actual samples will match the pictures shown below.
  - It is recommended to stain or paint color samples in an inconspicuous location for color approval prior to application on the whole building.
  - Contractor to properly clean and prep the surface prior to applying coatings.
  - Do not apply coatings when the temperature and dew point is not within the manufacturer’s recommendations.

Location:

- ☐ EIFS field
- ☐ EIFS pilasters and cornice
- ☐ Siding
- ☐ Back Door – SW7038
- ☐ Ladder – SW7038
- ☐ Dumpster Corral Doors
- ☐ Window and Door Lintels
- ☐ Gutters and Down Spouts
- ☐ Masonry Field


Dark Color Palette:

Field Color



Color: Sherwin Williams SW7038 Tony Taupe

Accent Color



Color: Sherwin Williams SW7509 Tiki Hut



Color: Sherwin Williams SW6517 Regatta

Siding:

- ☐ Existing to remain, Contractor to clean siding
- ☐ Replace existing
- ☐ New above piers

Dark Color Palette:



Horizontal Fiber Cement Lap Siding  
Color: To match James Hardie Hardieplank Khaki Brown


Light Color Palette:

Field Color



Style: Medium Sand Finish  
Color: Sherwin Williams SW6071 Popular Gray

Accent Color



Color: Sherwin Williams SW7038 Tony Taupe

Light Color Palette:



Longboard Tongue & Groove Plank Cladding  
Color: Table Walnut

Parapet:



- ☒ Exceptional Metals
- Color: Harbor Blue



- ☐ Exceptional Metals
- Color: Medium Bronze
- ☐ None

Patio Design & Structure:

- ☐ Block Seating Wall
- ☐ Lit Stone Bollard & Fencing
- ☐ Landscaping
- ☐ Pergola
- ☐ Shade Sails
- ☐ Fencing
- ☐ Water Feature
- ☐ Other
- ☒ None

Patio Furniture:

For more information please contact Wausau Tile :  
Rachel Bathke 800-388-8728 ext. 320 or [rbathke@wausautile.com](mailto:rbathke@wausautile.com)  
**Attention:** Wausau Tile will provide patio layouts if your architect or contractor provides a dimensioned patio plan

Tables & Chairs:

Powder coated aluminum w/plastic slats



Frame Color: 83 Silk Grey/10 Bronze/ 84 Beige Grey  
Slat Color: 85 Weathered Wood/86 Milwaukee Brown  
Moveable chairs and ground mounted tables

Concrete



Color: Brown/Gray/Beige

None

Patio Amenities:

- Color: Brown/Gray/Beige
- ☐ Planters
- ☐ Trash Receptacles
- ☐ Snuffers
- ☒ None

Umbrellas:

For more information please contact:  
Baraboo Tent and Awning: Dan School 608-963-5349



- ☐ Market Umbrella



- ☐ Curved Umbrella

- ☐ Poles only

\*To be used with Wausau Tile's Concrete furniture or in-ground mounted tables  
ONLY, movable umbrellas are not allowed.



## Awnings:

For more information please contact: Baraboo Tent and Awning:

Dan School: 608.963.5349



- ☐ Baraboo Awning  
Solid Fabric Style Awnings  
Color: Sunbrella Royal Blue 4617



- ☐ Baraboo Awning  
Solid Bermuda Style Metal Awnings  
Color: RAL 5001 Green Blue

- ☐ Baraboo Awning  
Recover existing frame with  
solid fabric style awnings  
Color: Sunbrella Royal Blue 4617
- ☐ None

## Lighting:

For lighting information please contact Crescent Electric Supply Co.

General Questions & Ordering - Dana McCook- 608-241-2882 or [culvers@cesco.com](mailto:culvers@cesco.com)

Site Lighting, Energy Credits and Rebates - Adam Pavlovich - 920-585-4986 or [adam.pavlovich@cesco.com](mailto:adam.pavlovich@cesco.com)

**Attention:** All lighting must be purchased through Crescent Electric except blue LED perimeter lighting

- ☐ Replace Existing Neon/LED with New – Provided by signage supplier
- ☐ Replace Gooseneck Fixtures – See specification below
- ☐ Install Sconce Lighting, see elevations for locations and specification below
- ☐ Install recessed cans at parapet, see drawings for specifications and locations
- ☐ Replace Existing Patio Bollards with New – see lighting legend on sheet A-5 for specification
- ☐ Replace Parking Lot Lights with LED, verify Acuity specification with Crescent Electric
  - o Please provide pole heights, existing fixture specification & site plan
- ☐ None

### Gooseneck Exterior Lighting:



**Standard color option:**  
5 Year Warranty on Finish and Parts  
**Mfg:** RAB  
**Style:** GN1LED26N\_ST15"  
**Color:** White (W)



**Semi-Custom Option:**  
5 year warranty on finish and parts  
**Mfg:** RAB  
**Style:** GN1LED26N\_ST15"  
**Color:** Brown (BWN)  
\*Increased cost & lead time (verify with GC)

### Sconce Lighting:



**Mfg:** Lithonia Lighting  
**Style:** OLLWU LED P1 40K 120 DDB  
**Color:** Dark Bronze  
(Sub OLLWD for down light only option for dark sky compliance)

