



2024 Building Safety & Zoning Annual Report

2024 brought some exciting changes to the City of Watertown. Some highlights include the following:

- *22 new residential homes
- *3 new airplane hangars at Watertown's Airport
- *New self-storage buildings
- *A remodel and addition for the Watertown Humane Society
- *A new fire station for the Watertown Fire Department
- *A new YMCA
- *Construction/remodel at the hospital for a Behavioral Health Unit and Sleep Lab
- *Addition to the First Kindergarten building at the Octagon House.
- *A new restaurant: Jordy's Steakhouse
- *Various commercial remodels for new liquor stores and nail salons
- *20 approved conditional use permits (CUPs) at Plan Commission
- *4 approved rezonings
- *4 approved Comprehensive Plan Amendments
- *14 approvals of Extraterritorial Certified Survey Maps (CSMs)
- *4 approvals of Certified Survey Map (CSM) approvals within the city limits
- *Approval of 3 preliminary plats:
 - Rock River Ridge (78 single-family lots, 1 multi-family lot, 9 two-family lots, and 3 Outlots)
 - The Enclave of Hunter Oaks (40 single-family lots and 1 Outlot)
 - Edge Field (42 single-family lots, 12 twin home lots, and 2 Outlots)
- *Approval of 1 final plat for Rock River Ridge (78 single-family lots, 1 multi-family lot, 9 two-family lots, and 3 Outlots)
- *Approval to discontinue the public way on Jones Street from 1st Street to the Rock River

The documentation included in the 2024 Building Safety & Zoning Annual Report shows construction areas, construction values for the past 5 years, specifics on residential construction, and the demolition permits issued this year.

If you have any questions or should you like to discuss additional information, please contact the Building Safety & Zoning Department at 920-262-4060. Questions/comments may also be forwarded to nzimmerman@watertownwi.gov.



YEARLY CONSTRUCTION TOTALS - 2024

Type of Bldgs.	Jan.	Feb.	March	April	May	June	July	Aug.	Sept.	Oct.	Nov.	Dec.	Total	
Single Family (#101) & Single Family Attached (#102)	2	1	0	1	2	1	2	1	2	2	5	3	22	
Estimated Cost	\$496,020.00	\$226,520.00	\$0.00	\$226,100.00	\$585,000.00	\$266,000.00	\$566,520.00	\$230,440.00	\$274,400.00	\$387,000.00	\$985,400.00	\$780,000.00	\$5,023,400.00	
Fees Collected	\$2,039.00	\$1,123.25	\$0.00	\$1,117.25	\$1,679.50	\$1,013.25	\$2,127.75	\$1,129.00	\$1,887.00	\$1,795.00	\$4,553.75	\$2,357.25	\$20,822.00	
Duplex #103													0	
Estimated Cost													\$0.00	
Fees Collected													\$0.00	
3-4 Family #104													0	
Estimated Cost													\$0.00	
Fees Collected													\$0.00	
5 + Family #105													0	
Estimated Cost													\$0.00	
Fees Collected													\$0.00	
Amusement #318									1				1	
Estimated Cost								\$15,600,000.00					\$15,600,000.00	
Fees Collected								\$3,016.75					\$3,016.75	
Industrial #320													0	
Estimated Cost													\$0.00	
Fees Collected													\$0.00	
Hospitals & Institutional #323													0	
Estimated Cost													\$0.00	
Fees Collected													\$0.00	
Professional Bldgs. #324							1						1	
Estimated Cost						\$100,000.00							\$100,000.00	
Fees Collected						\$446.85							\$446.85	
Stores/Customer Services #327					4	2				1			7	
Estimated Cost					\$697,000.00	\$265,000.00			\$450,000.00				\$1,412,000.00	
Fees Collected					\$3,278.00	\$2,532.75			\$1,697.48				\$7,508.23	
Sheds/Nonres. #328			4	3	7	7	6	10	6	2	6	1	1	53
Estimated Cost		\$10,200.00	\$4,000.00	\$19,295.00	\$12,519,000.00	\$59,600.00	\$259,200.00	\$29,000.00	\$3,070.00	\$456,700.00	\$8,827.00	\$5,840.00	\$13,374,732.00	
Fees Collected		\$379.25	\$245.00	\$580.00	\$491.25	\$1,590.35	\$2,910.40	\$560.00	\$160.00	\$1,870.00	\$80.00	\$103.00	\$8,969.25	
Gazebos/Shelter #329													1	1
Estimated Cost												\$75,000.00	\$75,000.00	
Fees Collected												\$565.00	\$565.00	
Residential Add. & Alts. #434	4	8	12	17	3	8	16	13	13	7	4	2	107	
Estimated Cost	\$118,750.00	\$162,680.00	\$317,500.00	\$479,954.00	\$30,500.00	\$84,500.00	\$297,755.00	\$196,580.00	\$63,076.00	\$136,292.00	\$198,147.00	\$201,000.00	\$2,286,734.00	
Fees Collected	\$946.55	\$1,658.95	\$2,437.65	\$3,341.20	\$346.25	\$1,130.25	\$2,268.50	\$1,172.00	\$1,513.50	\$1,007.25	\$923.75	\$795.50	\$17,541.35	
Nonres. Addns & Alts. #437	4	6		6	3	3	3	1	3	5	2		36	
Estimated Cost	\$186,000.00	\$828,000.00		\$2,743,000.00	\$716,000.00	\$433,500.00	\$675,000.00	\$52,000.00	\$269,250.00	\$3,602,000.00	\$42,500.00		\$9,547,250.00	
Fees Collected	\$2,365.00	\$3,622.05		\$4,873.50	\$2,275.00	\$1,071.85	\$1,224.25	\$808.00	\$1,111.55	\$3,064.05	\$469.75		\$20,885.00	
Res. Garages #438				2	3	1	1	3	3	2	2		17	
Estimated Cost				\$28,000.00	\$52,000.00	\$12,000.00	\$52,000.00	\$252,000.00	\$72,045.00	\$103,000.00	\$80,000.00		\$651,045.00	
Fees Collected				\$318.00	\$529.80	\$132.00	\$285.00	\$911.60	\$501.00	\$878.00	\$530.00		\$4,085.40	
O/S	2	1		1	0	2	5	4	3	4	16	9	2	49
Estimated Cost	\$24,477.00	\$59,840.00	\$14,150.00		\$76,045.00	\$54,610.00	\$55,381.00	\$61,303.00	\$102,150.00	\$200,079.00	\$143,573.00	\$30,654.00	\$822,262.00	
Fees Collected	\$160.00	\$80.00	\$80.00		\$355.00	\$400.00	\$320.00	\$240.00	\$620.00	\$1,280.00	\$1,220.75	\$182.50	\$4,938.25	
TOTAL-EST. COST	\$825,247.00	\$1,287,240.00	\$363,650.00	\$3,520,349.00	\$14,635,545.00	\$1,315,210.00	\$2,105,856.00	\$16,241,368.00	\$1,264,946.00	\$4,862,071.00	\$1,378,447.00	\$1,092,494.00	\$48,892,423.00	
TOTAL-FEES	\$5,510.55	\$6,863.50	\$3,080.65	\$10,441.75	\$8,557.00	\$8,470.30	\$9,762.50	\$7,426.75	\$7,867.53	\$9,546.30	\$7,248.00	\$4,003.25	\$88,778.08	
													TOTAL # OF PERMITS	293

EXTRA NOTES:

Permit #24-048 Voided 03/19/2024. This is not included in the numbers above.

Permit #24-063 approved 04/12/2024 - 418 Water Tower Court - 9,570 sf remodel & addition for Watertown Humane Society. Est. cost of project = \$1,900,000

Permit #24-095 approved 05/13/24 - 621 Bernard Street - 34,787 sf fire station & 3,356 sf storage building. Est. cost of project = \$12,500,000

Permit #24-099 Voided 11/01/2024. This is not included in the numbers above.

Permit #24-133 Voided 06/27/2024 per homeowner. This is not included in the numbers above.

Permit #24-182 approved 08/08/2024 - 672 Johnson Street - 37,235 sf New YMCA Est. cost of project = \$15,600,000

Permit #24-171 Voided 10/3/2024 per homeowner. This is not included in the numbers above.

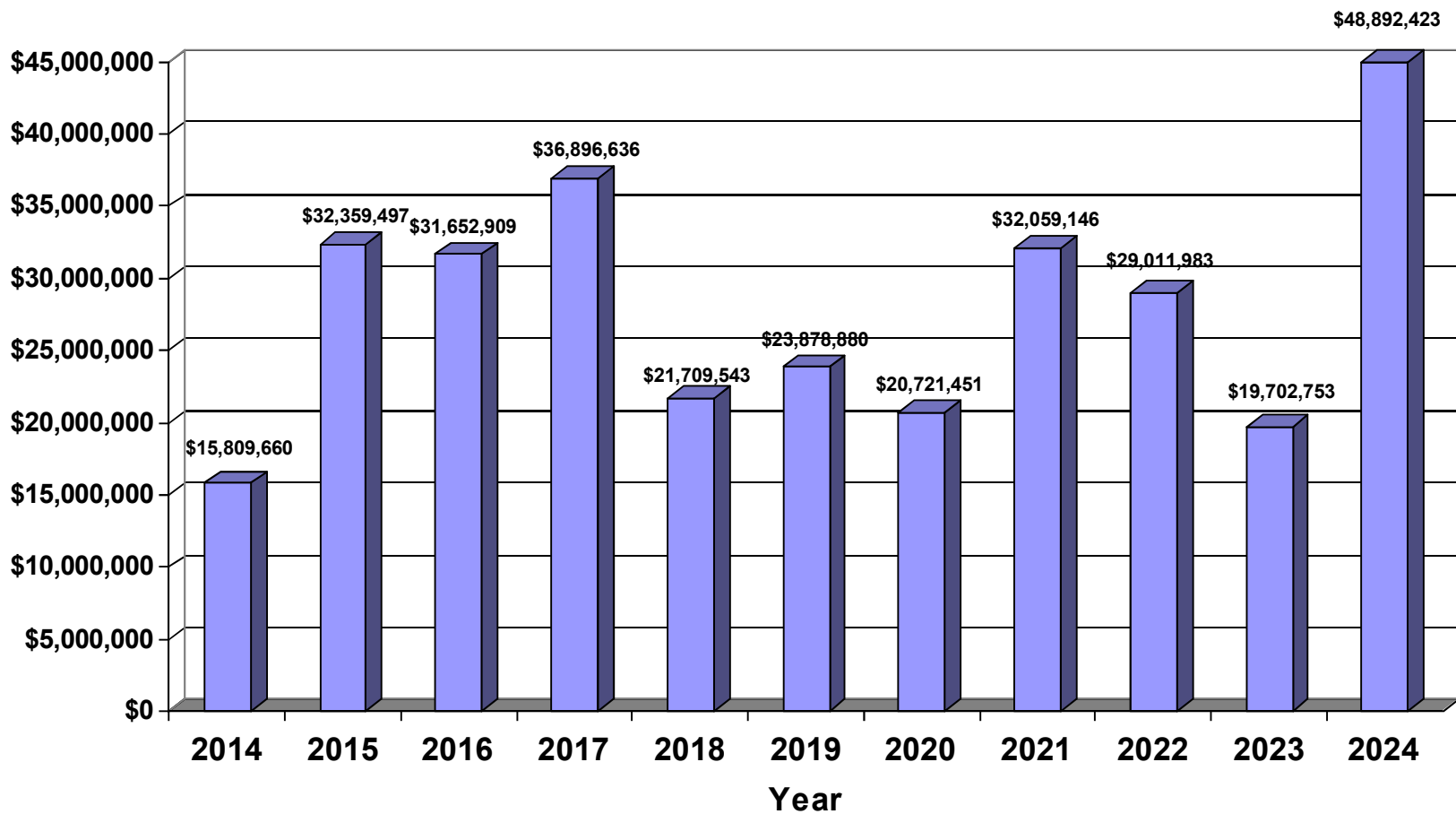
Permit #24-227 Voided 10/07/2024 per contractor. Homeowner went with a different contractor. This is not included in the numbers above.

Permit #24-236 approved 10/14/24 - 125 Hospital Drive - 7,430 sf 2nd & 3rd floor Behavioral Health Unit & Sleep Lab. Est. cost of project = \$2,900,000



CONSTRUCTION DOLLAR VALUE 2014-2024

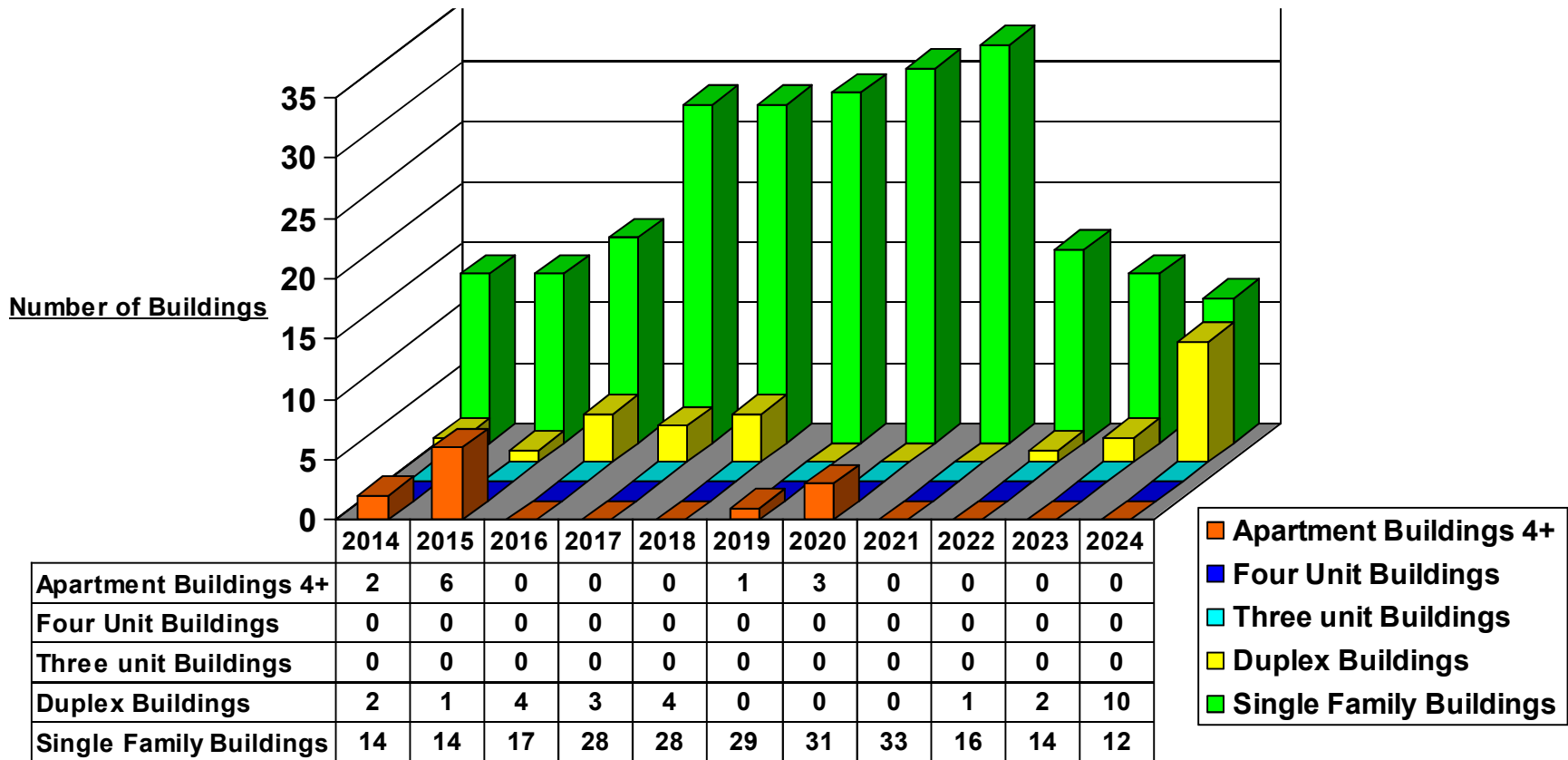
Information provided by the Building Safety & Zoning Dept.





TYPES OF RESIDENTIAL CONSTRUCTION 2014-2024

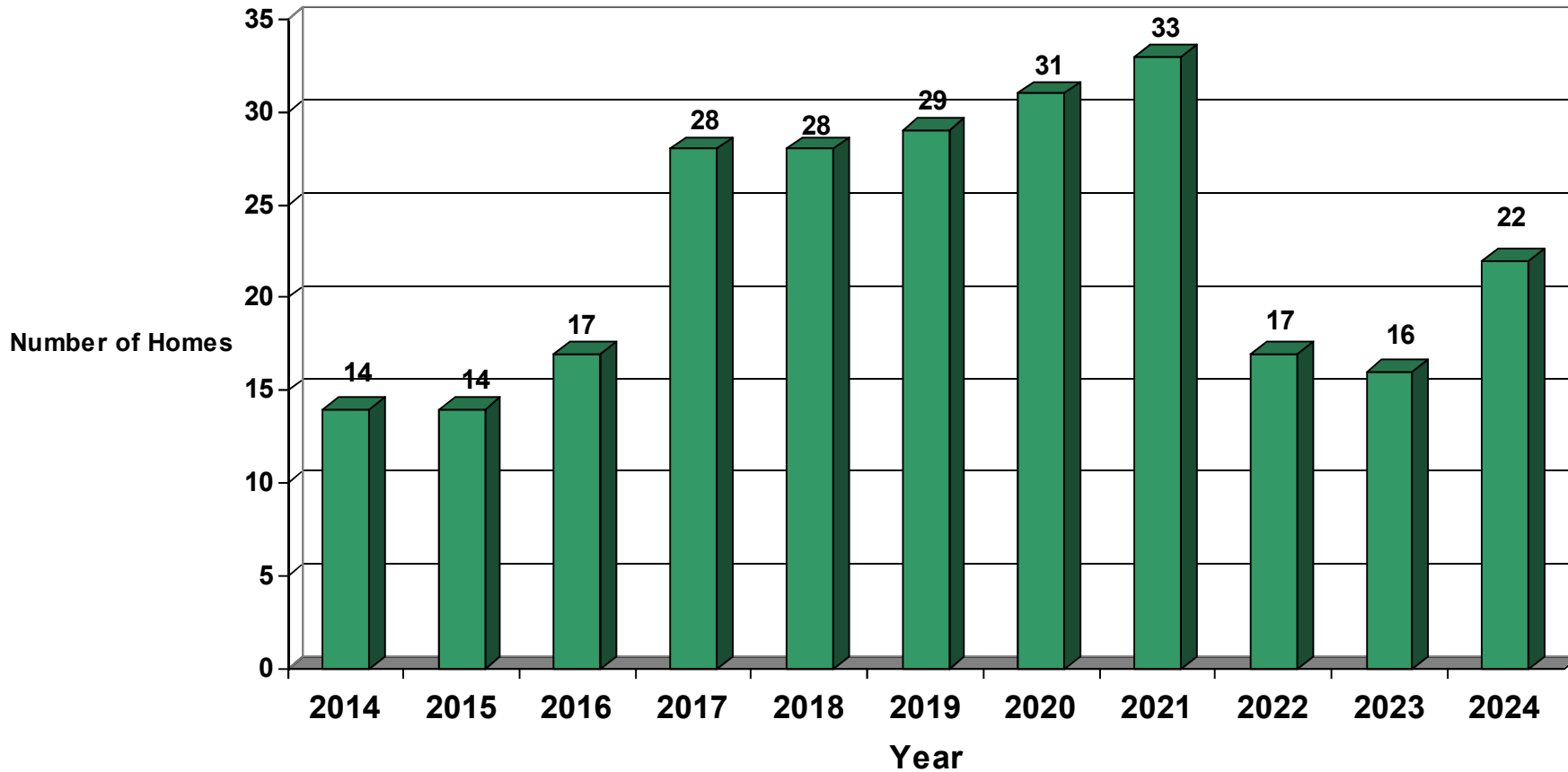
Information provided by the Building Safety & Zoning Dept.





SINGLE FAMILY HOMES CONSTRUCTED 2014-2024

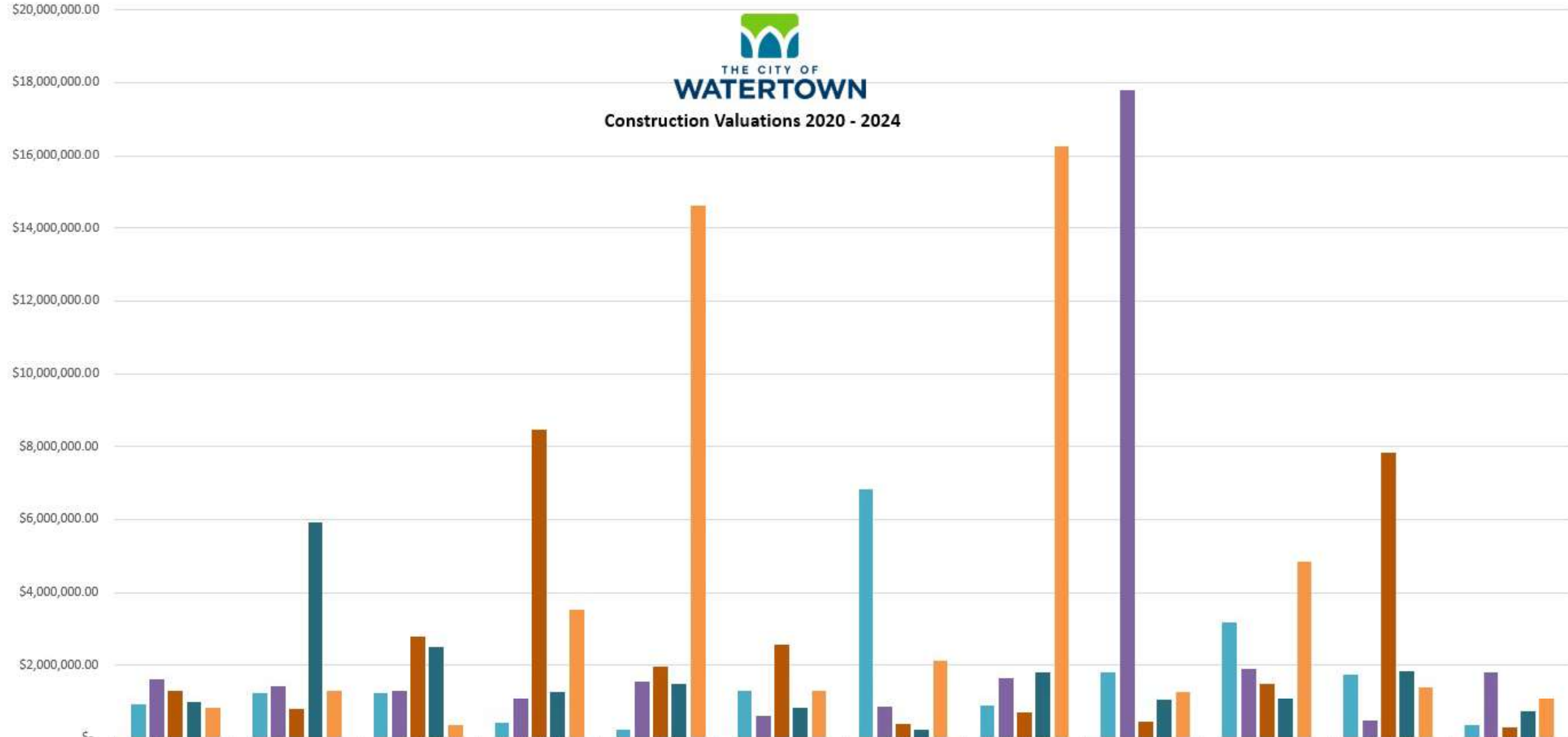
Information provided by the Building Safety & Zoning Dept.





Construction Valuations 2020 - 2024

Dollars of Construction



	January	February	March	April	May	June	July	August	September	October	November	December
2020 Construction Totals	\$923,341.00	\$1,245,711.00	\$1,221,370.00	\$408,706.00	\$233,010.00	\$1,305,046.00	\$6,832,648.00	\$898,370.00	\$1,787,781.00	\$3,182,426.00	\$1,726,300.00	\$344,309.00
2021 Construction Totals	\$1,621,197.00	\$1,434,525.00	\$1,300,591.00	\$1,089,974.00	\$1,536,151.00	\$596,975.00	\$860,255.00	\$1,640,298.00	\$17,789,120.00	\$1,886,955.00	\$494,375.00	\$1,808,730.00
2022 Construction Totals	\$1,308,952.00	\$794,451.00	\$2,791,894.00	\$8,463,134.00	\$1,968,078.00	\$2,557,793.00	\$386,463.00	\$704,816.00	\$456,309.00	\$1,477,066.00	\$7,820,940.00	\$282,057.00
2023 Construction Totals	\$974,302.00	\$5,917,366.00	\$2,494,100.00	\$1,276,263.00	\$1,499,086.00	\$817,093.00	\$224,917.00	\$1,786,992.00	\$1,055,650.00	\$1,076,111.00	\$1,844,648.00	\$736,225.00
2024 Construction Totals	\$825,247.00	\$1,287,240.00	\$363,650.00	\$3,520,349.00	\$14,635,545.00	\$1,315,210.00	\$2,105,856.00	\$16,241,368.00	\$1,264,946.00	\$4,862,071.00	\$1,378,447.00	\$1,092,494.00

Months

■ 2020 Construction Totals
 ■ 2021 Construction Totals
 ■ 2022 Construction Totals
 ■ 2023 Construction Totals
 ■ 2024 Construction Totals



THE CITY OF
WATERTOWN

2024 Demolition Permit Report

Wtn Permit #	Permit Date	Site Address	Parcel #	Contractor	Owner	Permit Type	Fee
24-004	10/25/2024	300 S. Third Street (300 1/2 S. Third Street)	291-0815-0413-033	Koplin Excavating	Mike Bloedorn	Demolition	175.00
24-003	10/18/2024	211 Hiawatha Street	291-0915-3234-002	MSI General	Go Riteway	Demolition	175.00
24-002	8/9/2024	1015 S. Third Street	291-0815-0431-038	Cesar Ganzalez	Cesar Gonzalez	Demolition	175.00
24-001	4/16/2024	505 Dewey Avenue	291-0815-0322-016	Koplin Excavating	Faustino Herrera	Demolition	175.00

Total Records: 4

1/2/2025