

WATERTOWN FIRE DEPARTMENT

Monthly Report | January 2025



Duty, Pride, Service



Chief's Message:

January presented various events for the Watertown Fire Department, most notably a structure fire on Warren St. Crews responded quickly and aggressively, containing the blaze and preventing significant damage to the structure. The unseasonably mild temperatures and lack of snow cover contributed to several vegetation fires, a somewhat unusual occurrence for this time of year. Additionally, the extreme cold weather contributed to numerous water flow alarms throughout the city due to frozen and burst pipes and sprinkler systems.

The Watertown Fire Department transitioned to EPR Fireworks as our new Records Management System (RMS) this month. This switch offers several key advantages, including improved data accessibility and enhanced reporting capabilities, which will ultimately streamline our operations. While change always comes with some struggle, our team has been working diligently to ensure a smooth transition, validating all data transferred to the new system and providing comprehensive training to our personnel. We are committed to maximizing user experience and maintaining the accuracy of our records. We are confident that EPR Fireworks will be a valuable asset to the department, allowing us to better serve the community.

Chief Tanya Reynen



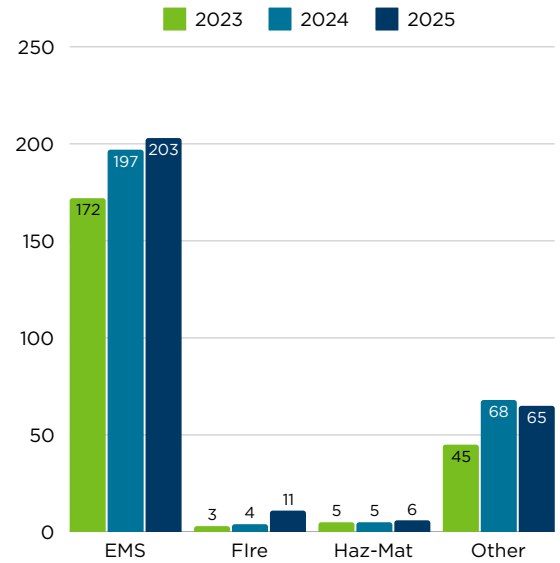
Operational Statistics

Monthly Incidents

January Calls: 285

EMS	Fire	Haz-Mat	Other
203	11	6	65

Year to Date Calls: 285



Total Year to date Incidents

2023	2024	2025
225	274	285

Simultaneous Calls the Past Three Years

	2023		2024		2025	
January	39	17%	52	19%	79	28%
February	48	20%	39	18%		
March	39	18%	52	22%		
April	37	17%	31	14%		
May	45	18%	47	20%		
June	46	17%	68	27%		
July	63	22%	57	24%		
August	50	19%	50	22%		
September	47	18%	66	25%		
October	47	19%	57	22%		
November	51	21%	64	28%		
December	74	27%	58	28%		

Operational Statistics

Total Response Times

90th Percentile TURN OUT TIME (Alarm>EnRoute)

2:30

90th Percentile TRAVEL TIME (EnRoute>First Unit Arrival)

5:19

NFPA 1710 Benchmarks Turnout time
EMS: 60sec. Fire: 1:20

NFPA 1710 Benchmarks Travel time
6:00

EMS

1:17

55%

Fire

1:10

43%

EMS

4:50

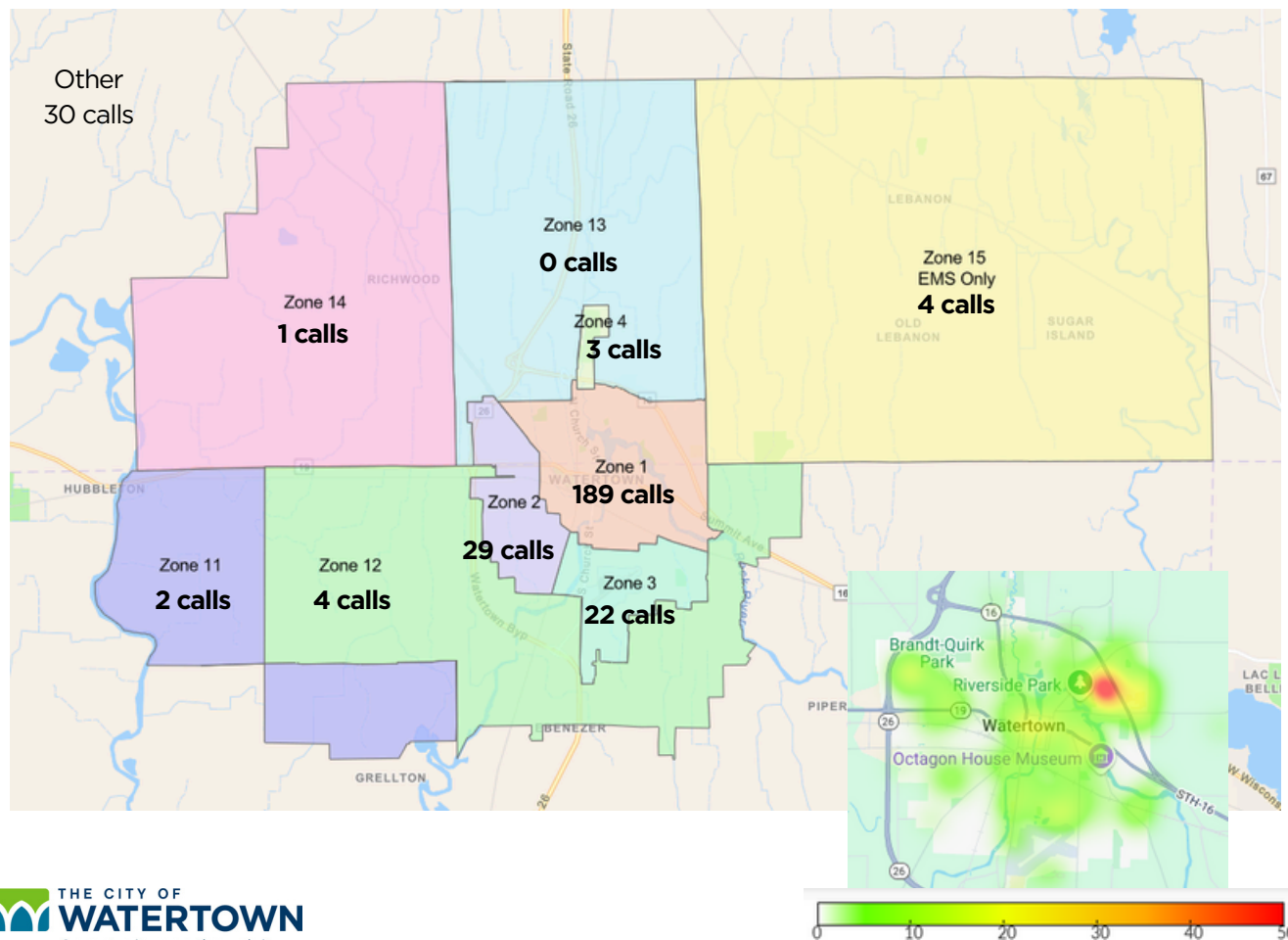
55%

Fire

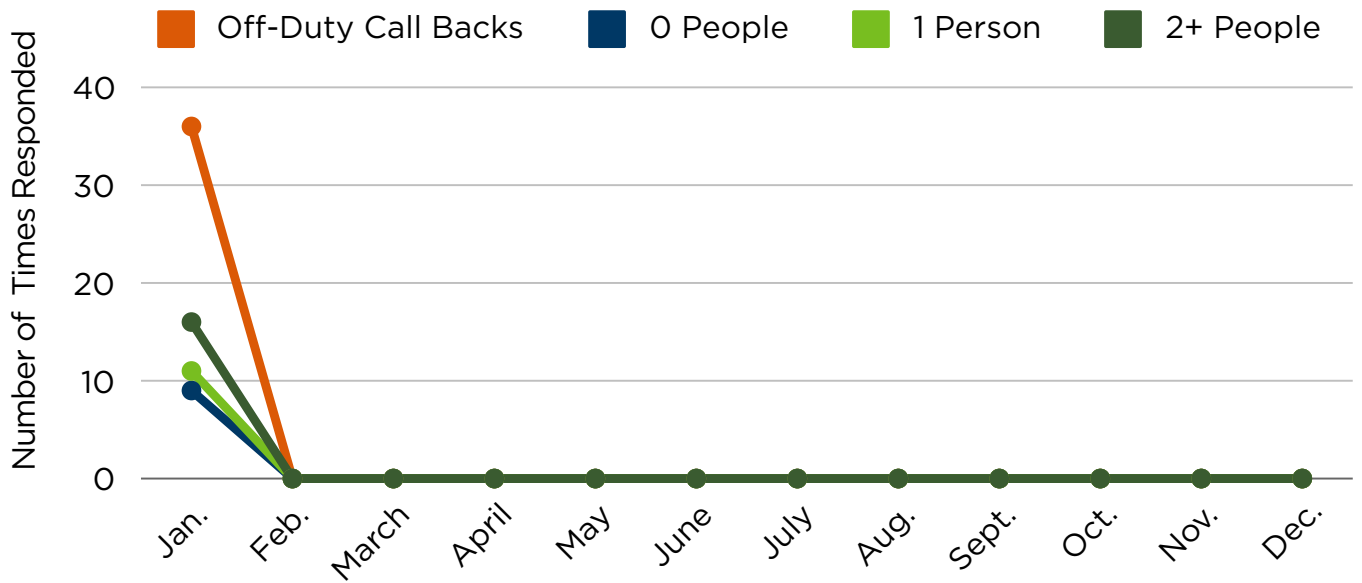
14:37

18%

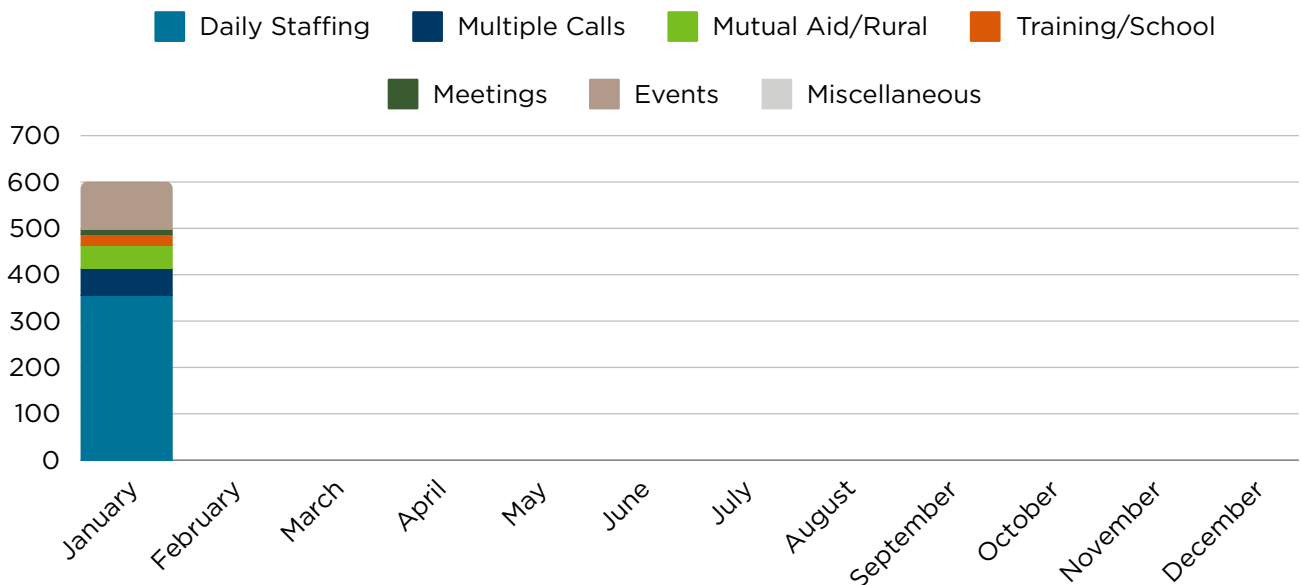
Calls per Zone in January



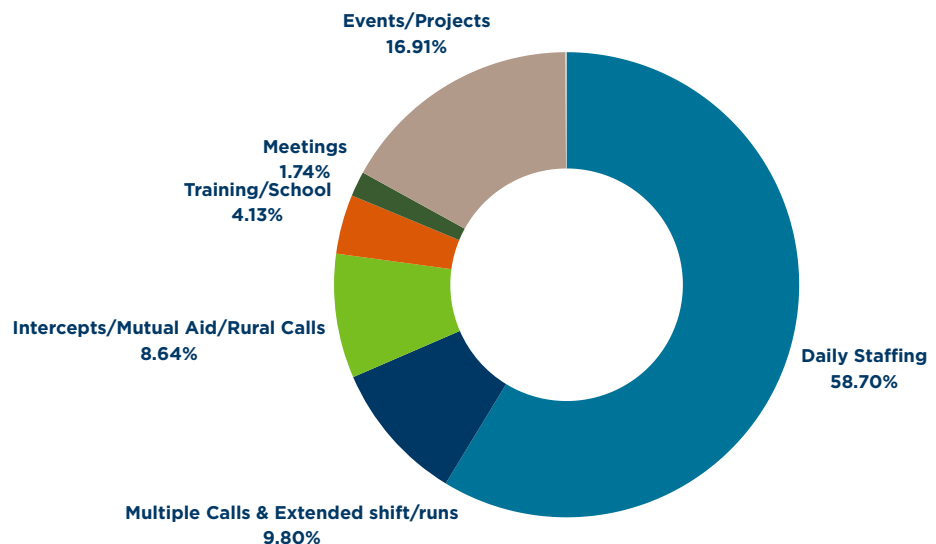
Operational Statistics



Total Monthly Overtime Hours



Year to Date Overtime Percentage



Incidents, Training & Public Relations

Training Highlights

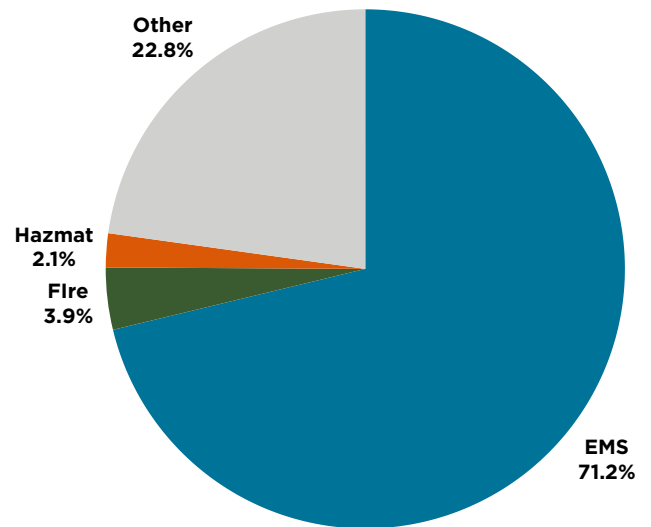
EMS Refresher
Leadership Development

Public Relation Highlights

Leadership Watertown
Student Ride-a-long
Alder Ride-a-long
Station Tours
Fire Drill


Incident Highlights

4 Mutual Aid Building Fires
1 City Building Fire
2 Brush Fires
1 Contained Cooking Fire
19 False Alarms
4 MVC
28 Lift Assists



New Fire Station Progress

Drywall and paint went up.
Installation of the folding doors.
Windows and door frames
completed.



The Watertown Leadership Team toured the fire department and learned about tools, gear used, and participated in an EMS simulation.