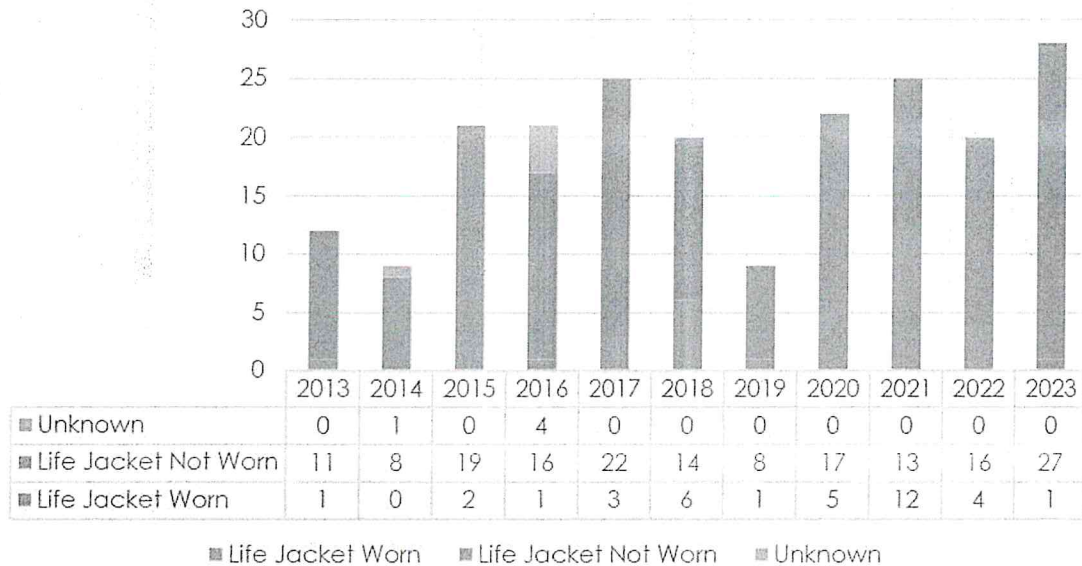


Life Jacket Use In Fatal Boat Incidents



Top 3 Factors In Non-Fatal Crashes	
ATV	1. Careless/reckless operation 2. Operator inexperience 3. Excessive speed
UTV	1. Careless/ reckless operation 2. Alcohol use 3. Excessive speed
Snowmobile	1. Excessive speed 2. Careless/ reckless operation 3. Alcohol use
Boat	1. Operator inexperience 2. Equipment failure 3. Operator inattention

Top 3 Factors In Fatal Crashes	
ATV	1. Alcohol use 2. Excessive speed 3. Restricted visibility
UTV	1. Alcohol use 2. Excessive speed 3. Sharp turn
Snowmobile	1. Excessive speed 2. Alcohol use 3. Careless/reckless operation
Boat	1. Alcohol use 2. Weather 3. Hazardous waters

Alcohol, excessive speed, and reckless operation continue to be the top contributing factors in recreational vehicle crashes.

to report the incident without delay to law enforcement officials. The operator must also submit a written report to the DNR within 10 days of the crash. The department is required by state and federal law to gather boat incident reports and convey the information to the United States Coast Guard by entering the incident information onto the Coast Guard's Boating Accident Report Database.

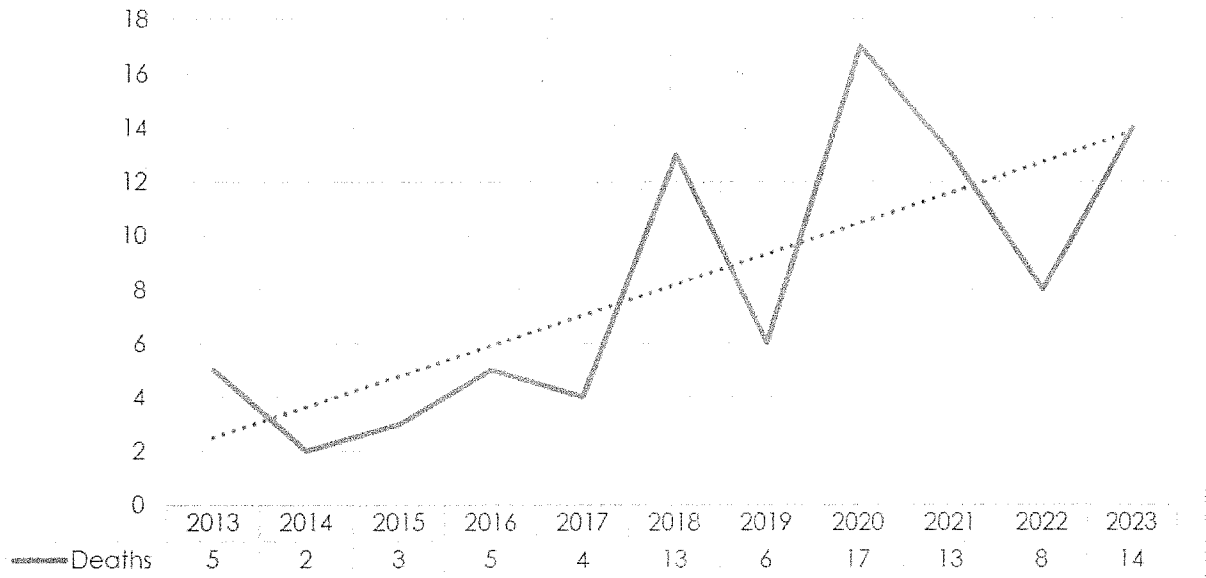
CRASH STATISTICS OVERVIEW

When reviewing crash statistics, it is important to note that law enforcement officials investigate 100% of fatal recreational vehicle crashes, resulting in high confidence in the data. In some cases, non-fatal crashes may not be investigated by law enforcement officers. The data collected is based on the operator's crash report in these cases. Of the 2023 reported non-fatal crashes, only 54% were able to be investigated by a law enforcement officer. In addition, non-fatal incidents may be under-reported because operators are unaware of the reporting requirements or are unwilling to report. It should be noted that statute requires all boating crashes, both fatal and reportable injury, to be investigated by law enforcement.

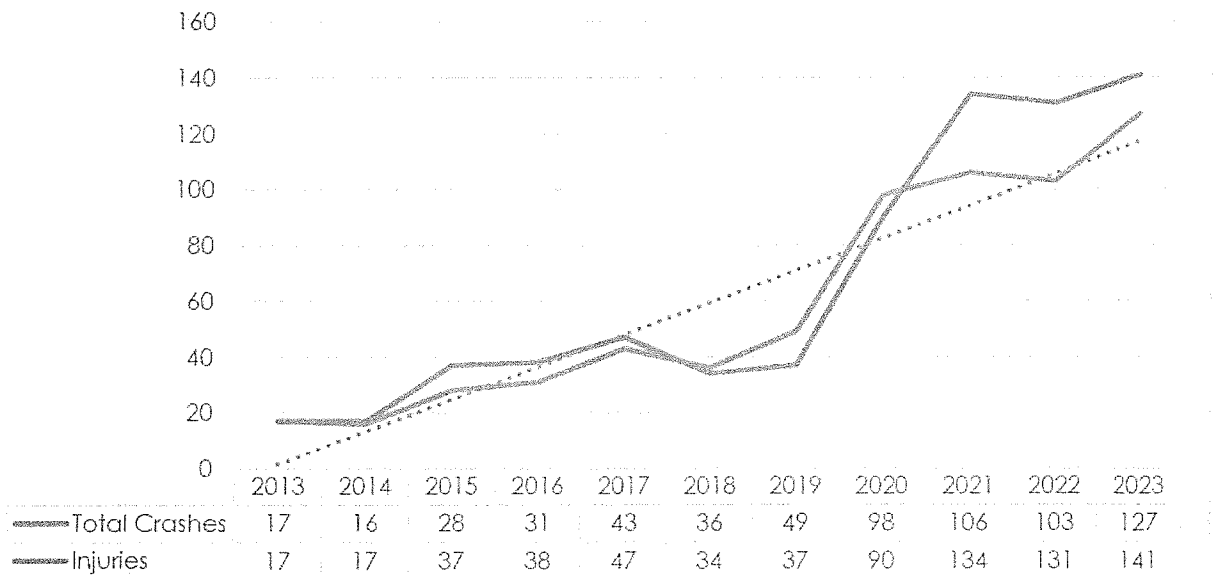
2023 Percentage Of Reported Non-Fatal Crashes Investigated By Law Enforcement			
Crash Type	Reported Non-Fatal Crashes	Non-Fatal Crashes Investigated By Law Enforcement	Percentage Of Non-Fatal Crashes Investigated By Law Enforcement
ATV	137	58	42%
Boat	93	81	87%
OHM	7	6	86%
Snowmobile	112	46	41%
UTV	114	59	51%
Total	463	250	54%

2023 Crash-Related Fatalities And Injuries		
Crash Type	Crash Deaths	Reported Injuries In Non-Fatal Crashes
ATV	18	143
Boat	28	47
OHM	0	7
Snowmobile	16	106
UTV	14	141
Total	76	444

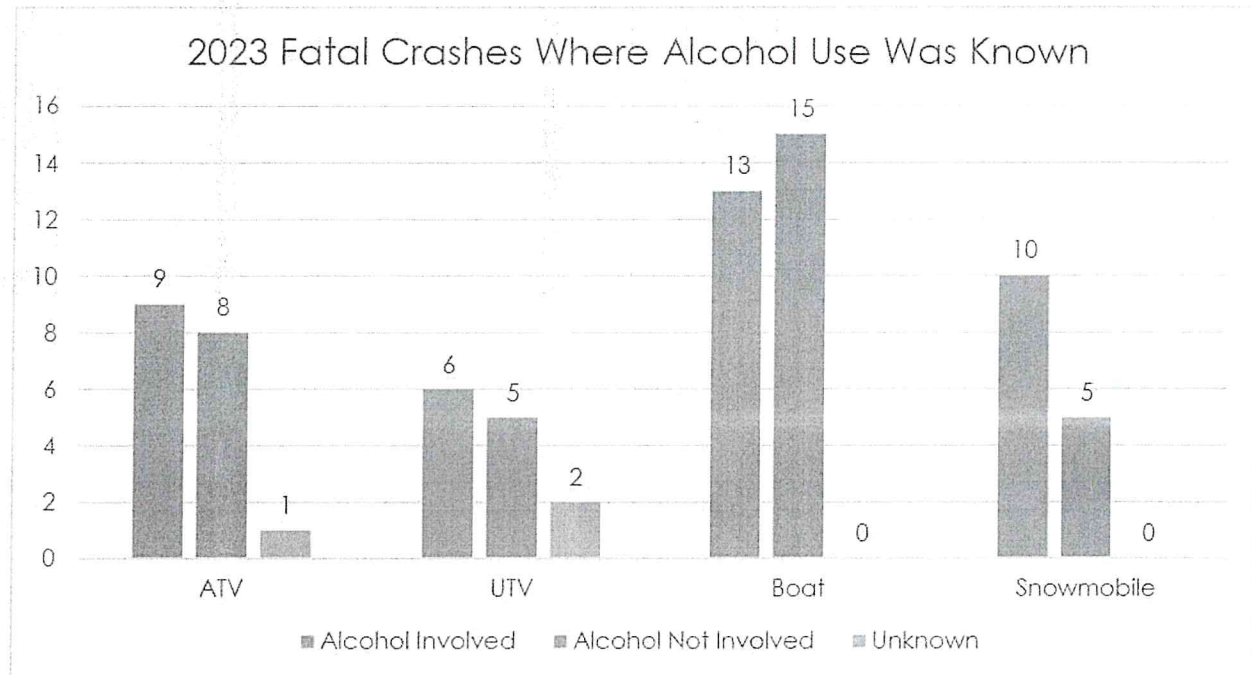
Deaths Related To UTV Crashes



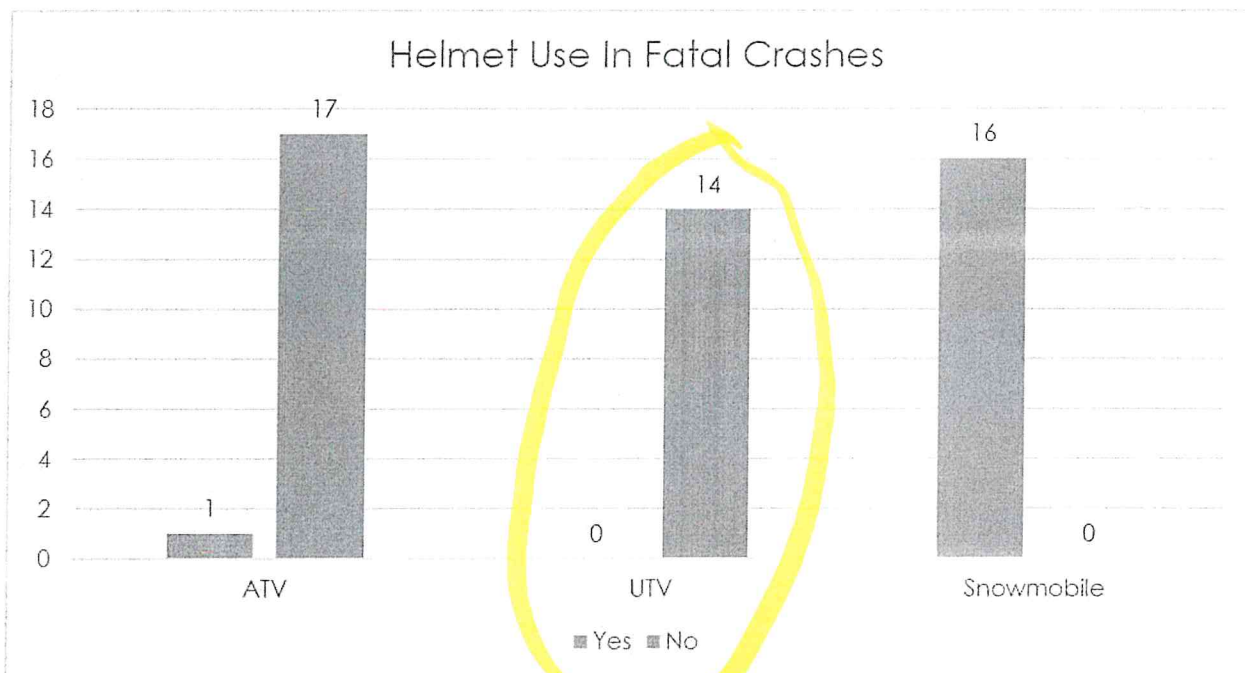
Reported UTV Crashes & Injuries



CRASH FACTORS & CONDITIONS



At least 38 fatal recreational vehicle crashes involved alcohol in 2023. Alcohol involvement was unknown in three crashes.



More than 95% of fatal ATV/UTV crash victims were not wearing a helmet at the time of the crash.