



2023 Construction Report Recap

2023 brought some exciting additions to the city. Some highlights of building permits that were issued include the following:

- *14 new single-family homes and 2 new duplexes
- *A new addition for Griffin Armament at 801 S. Twelfth Street
- *A significant renovation for Glory Global at 705 S. Twelfth Street
- *A double drive-thru at Culver's restaurant on S. Church Street
- *An office buildout for TDS on S. Church Street
- *A 1,040 sf grounds garage for the St. Bernard Cemetery
- *Self-storage buildings on N. Church Street
- *A deck for over the existing stairwell at 200 W. Main Street
- *A buildout for Toppers Pizza at 1602 S. Church Street
- *A batch plant alteration, addition, and aggregate storage facility at W6911 Silver Creek Road
- *Installations of solar panels at 24 residential locations throughout the city

The documentation included in the 2023 Construction Report will break down the various numbers showing particular construction areas, construction values for the past 5 years, specifics on residential construction, and the demolition permits issued this year.

If you have any questions or should you like to discuss additional construction/permit information, please contact the Building, Safety & Zoning Department at 920-262-4060. Questions/comments may also be forwarded to nzimmerman@watertownwi.gov.



YEARLY CONSTRUCTION TOTALS - 2023

Type of Bldgs.	Jan.	Feb.	March	April	May	June	July	Aug.	Sept.	Oct.	Nov.	Dec.	Total
Single Family (#101) & Single Family Attached (#102)	3	0	2	1	0	1	0	1	3	1	2	2	16
Estimated Cost	\$724,220.00		\$492,100.00	\$420,000.00		\$227,780.00		\$230,300.00	\$788,080.00	\$175,000.00	\$520,660.00	\$558,000.00	\$4,136,140.00
Fees Collected	\$3,264.25		\$2,158.75	\$1,300.50		\$1,099.50		\$1,116.50	\$3,290.25	\$945.75	\$2,179.75	\$2,114.25	\$17,469.50
Duplex #103													0
Estimated Cost													\$0.00
Fees Collected													\$0.00
3-4 Family #104													0
Estimated Cost													\$0.00
Fees Collected													\$0.00
5 + Family #105													0
Estimated Cost													\$0.00
Fees Collected													\$0.00
Amusement #318										1			1
Estimated Cost										\$6,000.00			\$6,000.00
Fees Collected										\$80.00			\$80.00
Industrial #320													0
Estimated Cost													\$0.00
Fees Collected													\$0.00
Hospitals & Institutional #323													0
Estimated Cost													\$0.00
Fees Collected													\$0.00
Professional Bldgs. #324													0
Estimated Cost													\$0.00
Fees Collected													\$0.00
Stores/Customer Services #327									1	1	1	1	4
Estimated Cost									\$70,000.00	\$300,000.00	\$400,000.00	\$100,000.00	\$870,000.00
Fees Collected									\$510.00	\$2,032.75	\$1,372.25	\$771.75	\$4,686.75
Sheds/Nonres. #328		2	3	8	6	2	4	7	4	6	2		44
Estimated Cost		\$88,000.00	\$7,100.00	\$19,300.00	\$23,700.00	\$12,162.00	\$9,630.00	\$46,200.00	\$11,000.00	\$26,600.00	\$8,470.00		\$252,162.00
Fees Collected		\$742.60	\$256.25	\$675.00	\$538.00	\$198.00	\$347.00	\$731.00	\$356.50	\$549.00	\$194.00		\$4,587.35
Gazebos/Shelter #329				1				1		1			3
Estimated Cost				\$40,000.00				\$700,000.00		\$15,000.00			\$755,000.00
Fees Collected				\$0.00				\$0.00		\$378.00			\$378.00
Residential Add. & Alts. #434	14	8	6	14	16	14	15	11	11	14	2	3	128
Estimated Cost	\$201,986.00	\$184,426.00	\$111,500.00	\$414,300.00	\$298,400.00	\$210,750.00	\$170,787.00	\$166,600.00	\$167,350.00	\$338,615.00	\$7,000.00	\$50,000.00	\$2,321,714.00
Fees Collected	\$2,022.90	\$946.00	\$1,289.80	\$2,264.50	\$2,609.65	\$1,912.10	\$1,965.95	\$1,332.00	\$1,257.38	\$1,727.65	\$360.00	\$459.00	\$18,146.93
Nonres. Addns & Alts. #437	2	2	3	2	4	3	1	2		1	5		25
Estimated Cost	\$44,000.00	\$5,180,000.00	\$1,805,000.00	\$270,000.00	\$1,058,000.00	\$230,307.00	\$4,000.00	\$606,392.00		\$64,000.00	\$536,200.00		\$9,797,899.00
Fees Collected	\$575.00	\$4,657.65	\$2,805.00	\$2,288.65	\$1,226.00	\$1,075.00	\$400.00	\$1,117.75		\$350.00	\$2,875.10		\$17,370.15
Res. Garages #438			1	3	3	1	1	1		2	1		13
Estimated Cost			\$50,000.00	\$84,500.00	\$32,500.00	\$6,500.00	\$10,000.00	\$30,000.00		\$80,000.00	\$122,000.00		\$415,500.00
Fees Collected			\$369.30	\$724.00	\$487.50	\$154.00	\$247.00	\$187.00		\$470.00	\$262.50		\$2,901.30
O/S	1	4	2	1	5	5	2	1	1	4	15	1	42
Estimated Cost	\$4,096.00	\$464,940.00	\$28,400.00	\$28,163.00	\$86,486.00	\$129,594.00	\$30,500.00	\$7,500.00	\$19,220.00	\$70,896.00	\$250,318.00	\$28,225.00	\$1,148,338.00
Fees Collected	\$80.00	\$1,449.00	\$205.20	\$80.00	\$1,025.00	\$595.00	\$160.00	\$80.00	\$120.00	\$320.00	\$1,395.00	\$80.00	\$5,589.20
TOTAL-EST. COST	\$974,302.00	\$5,917,366.00	\$2,494,100.00	\$1,276,263.00	\$1,499,086.00	\$817,093.00	\$224,917.00	\$1,786,992.00	\$1,055,650.00	\$1,076,111.00	\$1,844,648.00	\$736,225.00	\$19,702,753.00
TOTAL-FEES	\$5,942.15	\$7,795.25	\$7,084.30	\$7,332.65	\$5,886.15	\$5,033.60	\$3,119.95	\$4,564.25	\$5,534.13	\$6,853.15	\$8,638.60	\$3,425.00	\$71,209.18
TOTAL # OF PERMITS													275

EXTRA NOTES:

*February 2023 Nonres. Addns & Alts #437 = \$5,000,000 project - Griffin Armament Addition, Bldg Permit #23-034 02/28/2023

*Permit #23-024 dated 02/07/2023 voided- This permit is not included in the above numbers.

*March 2023 Nonres. Addns & Alts #437 = \$1,230,000 project - Glory Global Renovation, Bldg Permit #23-049 03/17/2023

*Building Permit #23-079 dated 04/27/2023 voided - project not moving forward. Numbers above do not include said permit.

*The Gazebo/Shelter in April was a City project. Permits are still issued for city projects but there are no charges incurred.

*Permit #23-124 was voided- This permit is not included in the above numbers.

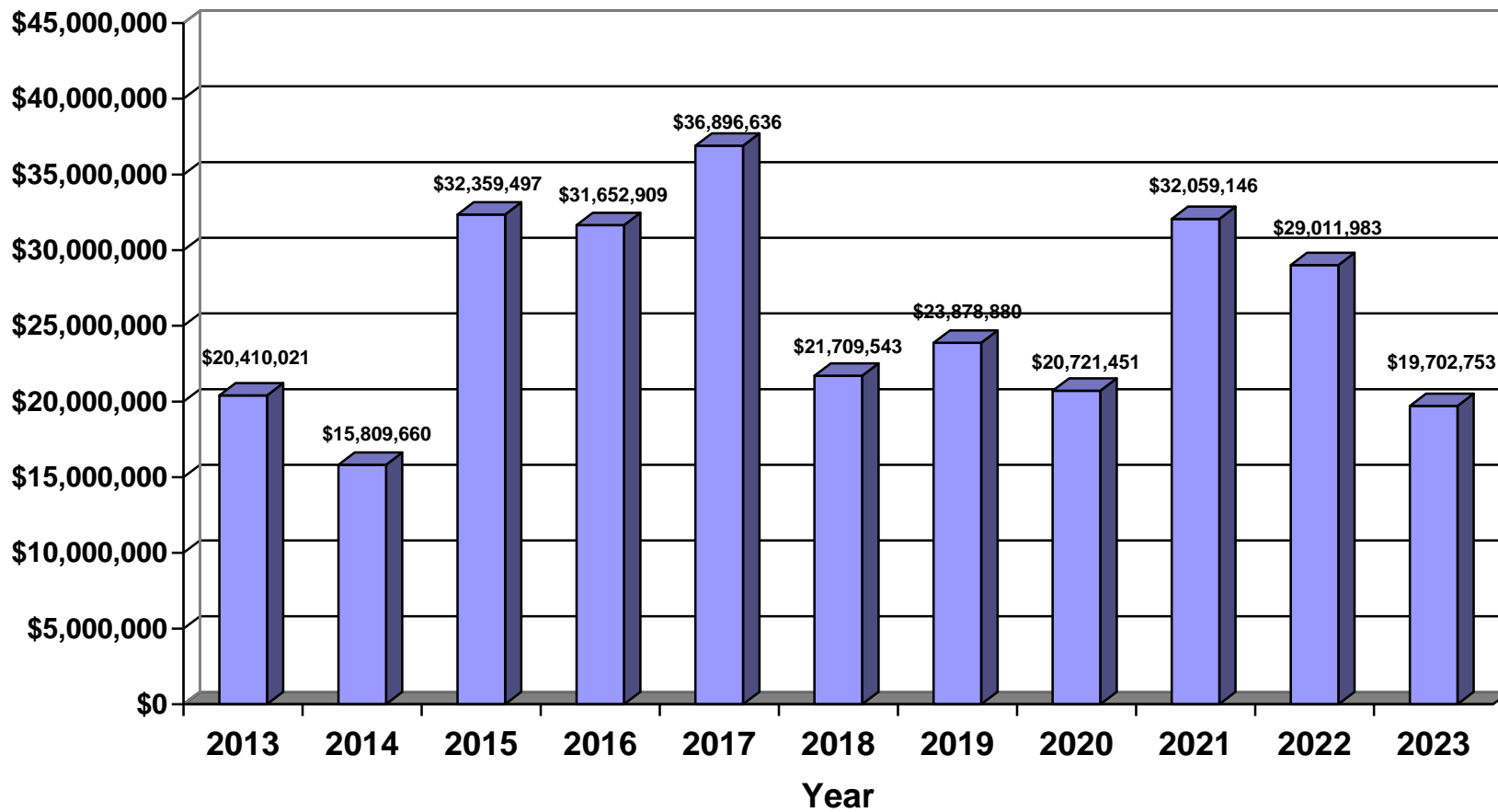
*Permit #23-055 was voided on 08/14/23 due to work not occurring this year. This permit is not included in the above numbers.

*Permit #23-197 was voided on 09/12/2023 due to it being a duplicate permit. This permit is not included in the above numbers.



CONSTRUCTION DOLLAR VALUE 2013-2023

Information provided by the Building Safety & Zoning Dept.





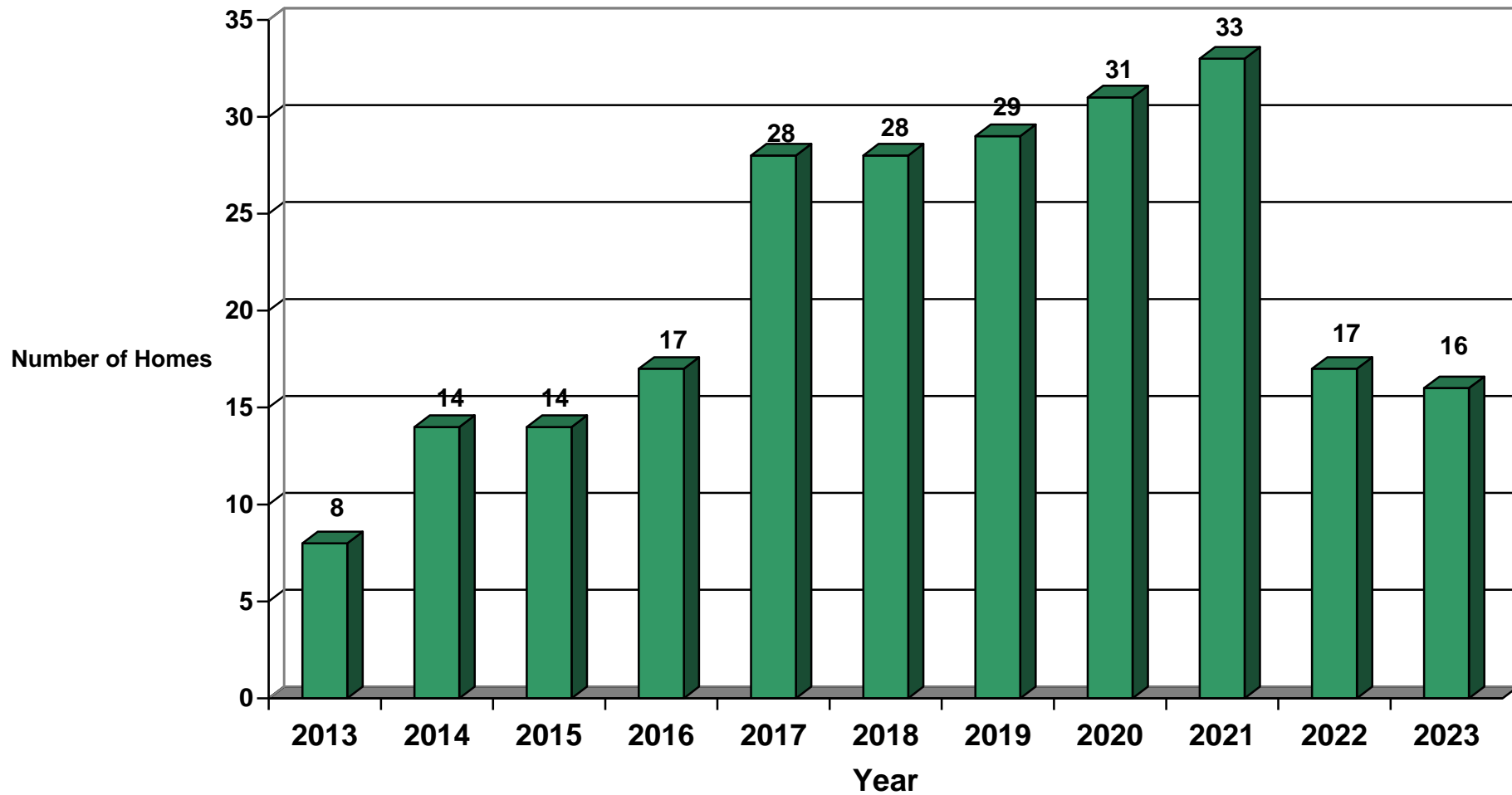
Information provided by the Building, Safety & Zoning Department

[illegible]



SINGLE FAMILY HOMES CONSTRUCTED 2013-2023

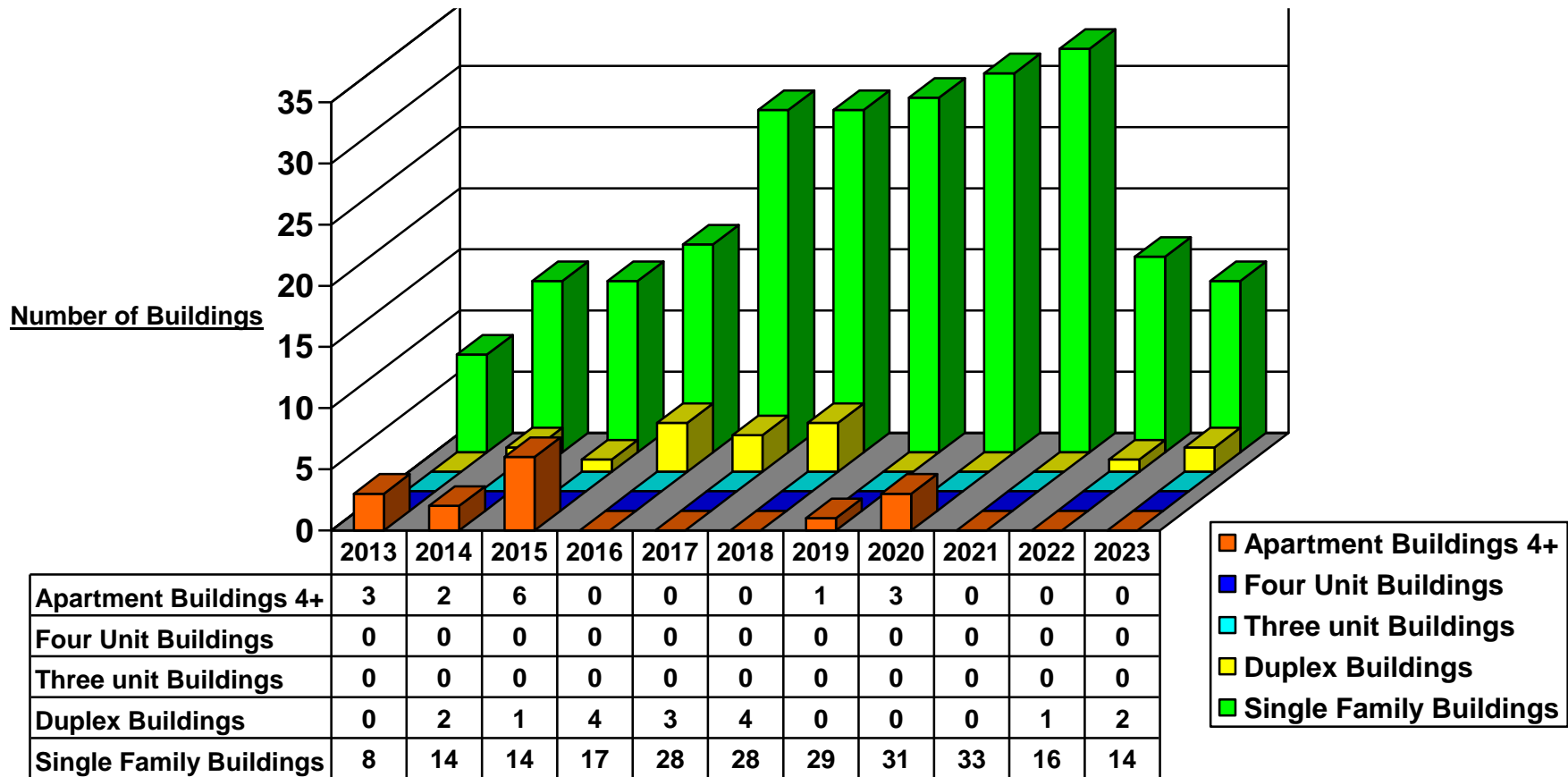
Information provided by the Building Safety & Zoning Dept.





TYPES OF RESIDENTIAL CONSTRUCTION 2013-2023

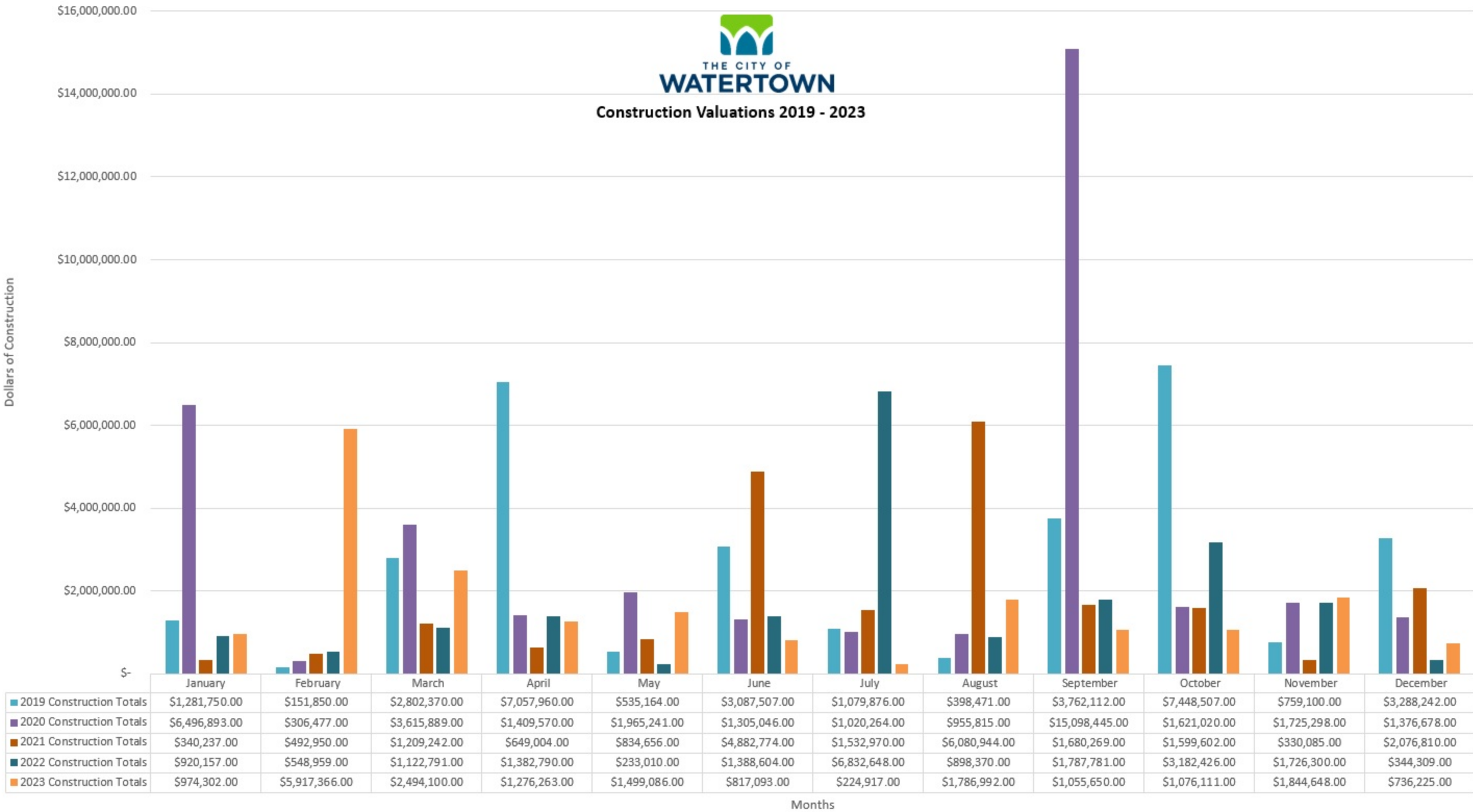
Information provided by the Building Safety & Zoning Dept.





Construction Valuations 2019 - 2023

Dollars of Construction



2019 Construction Totals 2020 Construction Totals 2021 Construction Totals 2022 Construction Totals 2023 Construction Totals



THE CITY OF
WATERTOWN

2023 Demolition Permits

Permit #	Permit Date	Site Address	Parcel #	Contractor	Owner	Permit Type	Fee
23-006	12/14/2023	1206 W. MAIN STREET	291-0915-3233-038	Hector Hinojosa	R&H RENTAL LLC	Demolition	175.00
23-005	11/30/2023	N864 County Road L & N876 County Road L	291-0915-3441-007	Robinson Brothers Environmental, Inc.	Lycon, Inc.	Demolition	175.00
23-004	10/16/2023	125A Hospital Drive	291-0915-3441-007	Robinson Brothers Environmental, Inc.	Illuminus	Demolition	175.00
23-003	10/10/2023	426 S. Montgomery Street	291-0815-0423-058	D&H Demolition	JH Properties (James Haim)	Demolition	175.00
23-002	9/14/2023	100 Western Avenue	291-0815-0424-088	City of Watertown	City of Watertown	Demolition	0.00
23-001	9/5/2023	745 W. Main Street (806 Lafayette Street)	291-0815-0511-034	Maranatha Baptist University	Maranatha Baptist University	Demolition	175.00

Total Records: 6

12/27/2023