



Office of the Town Manager
Frank Cassidy

Warrenton Town Council

Carter Nevill, Mayor
Roy Francis, Ward 1
William Semple, Ward 2
Larry Kovalik, Ward 3
Michele O'Halloran, Ward 4
Eric Gagnon, Ward 5
Paul Mooney, At Large
David McGuire, At Large

STAFF REPORT

Council Meeting Date:	January 14, 2025
Agenda Title:	Stormwater Management Fund Financial Overview
Requested Action:	For information only
Department / Agency Lead:	Finance Department
Staff Lead:	Brooke Campbell, Budget Manager

EXECUTIVE SUMMARY

Stormwater runoff is the most common cause of water pollution. State and federal clean water statutes require localities to have programs related to stormwater runoff, erosion, and sedimentation control protecting their water resources. The Town is an MS4, or a Municipal Separate Storm Sewer System, and is permitted to levy a stormwater utility fee to pay for the program. The fee was established by ordinance during the FY 2021 budget process, but Council delayed collection due to the COVID-19 pandemic. The collection of this fee began in FY 2022, and the Stormwater Management Fund was established as an enterprise fund to sustain the program.

Stormwater Management is staffed by the Stormwater Administrator and Stormwater Inspector who are both allocated 100% to the department. The GIS Technician is split 80/20 between this fund and the Water & Sewer Operating Fund. The Director of Public Utilities is allocated 20% to this Fund. The Engineer, Permit Technicians, Zoning Official, and Tax Administrator are also partially allocated to this Fund based on support provided.

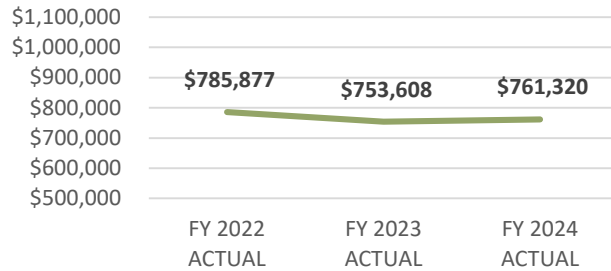
BACKGROUND

The below tables and charts provide a financial summary of the Stormwater Management Fund.

Revenue

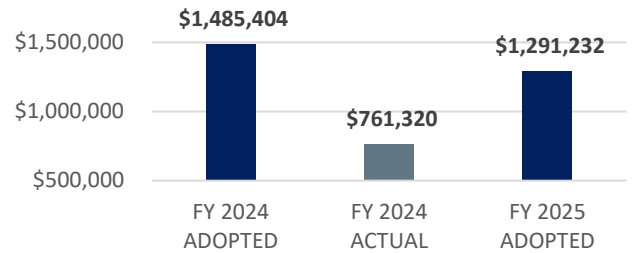
ACCOUNT NAME	FY 2022 ACTUAL	FY 2023 ACTUAL	FY 2024 ADOPTED	FY 2024 ACTUAL	FY 2025 ADOPTED
STORMWATER MANAGEMENT FEES	773,629	653,734	700,000	757,905	733,000
MISCELLANEOUS REVENUE	498	556	-	885	300
FEDERAL REVENUE (GRANTS)	11,750	99,318	369,000	2,531	-
USE OF FUND BALANCE	-	-	416,404	-	557,932
	\$ 785,877	\$ 753,608	\$ 1,485,404	\$ 761,320	\$ 1,291,232

Actual Revenue Trend



In FY 2023, revenue decreased 4.1% or \$32,269 compared to FY 2022. FY 2024 revenues increased 1.0% or \$7,712 over FY 2023.

Revenue FY 2024 vs FY 2025

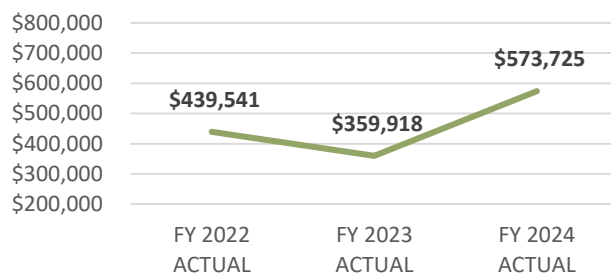


In FY 2024, the total projected revenue for the Stormwater Fund was \$1,485,404. FY 2024 revenue totaled \$761,320. The FY 2025 budget projected revenue for the Fund is \$1,291,232.

Expense

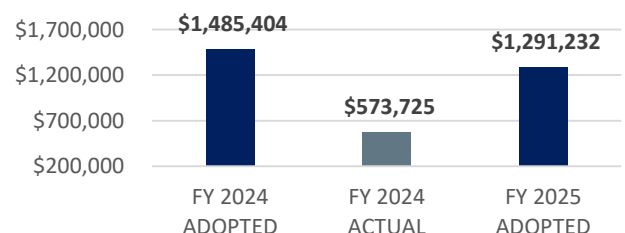
DEPARTMENT NAME	FY 2022 ACTUAL	FY 2023 ACTUAL	FY 2024 ADOPTED	FY 2024 ACTUAL	FY 2025 ADOPTED
PERSONNEL	397,407	348,211	426,746	385,178	441,121
PROFESSIONAL SERVICES	29,121	7,101	63,240	35,813	70,000
PRINTING	402	-	3,580	-	1,000
ADVERTISING/MARKETING	-	-	495	-	-
UNIFORM RENTAL	-	-	-	185	940
PERMIT FEES	756	3,000	3,000	3,000	3,500
POSTAGE	-	-	100	36	500
AUTOMOBILE INSURANCE	-	-	1,464	1,464	1,550
TRAVEL	13	-	500	-	500
TRAINING	1,108	910	1,549	1,125	2,000
PURCHASING	818	696	7,240	143	1,940
CAPITAL PROJECTS	9,917	-	928,407	97,697	720,500
TRANSFER TO GENERAL FUND	-	-	49,083	49,083	47,681
TOTAL	\$ 439,541	\$ 359,918	\$ 1,485,404	\$ 573,725	\$ 1,291,232

Actual Expense Trend



In FY 2023, expenses decreased 18.1% or \$79,624 over FY 2022. FY 2024 expenses increased 59.4% or \$213,807 over FY 2023. Fluctuations are largely due to capital expenses.

Expenditure FY 2024 vs FY 2025



In FY 2024, the total adopted budget for the Stormwater Management Fund was \$1,485,404. FY 2024 expenses totaled \$573,725. The FY 2025 adopted budget for the fund is \$1,291,232. Variances are largely due to the timing of capital projects.

STAFF RECOMMENDATION

ATTACHMENTS

None.