

Quarterly Report

Public Works & Utilities



Town Council Meeting Date:

2023: July, Aug., Sept.

Please accept this as the quarterly report for the department

Department introduction:

The Public Works & Utility Departments maintain the Town streets, sidewalks, cemetery, and grounds. We also maintain the water meters, and water/sewer lines. This also includes Refuse and Recycling and special pickups. These items are maintained 24/7/365. We have to respond to inclement weather conditions, reports of broken water lines/no water, and backed-up sewers.

Commendable Achievements:

Numerous employees are continuing their education in various training in FEMA, and VDOT. Chris Willer and Paul Ashby received the Richard R. Wines Awards for outstanding service.

Project Progress:

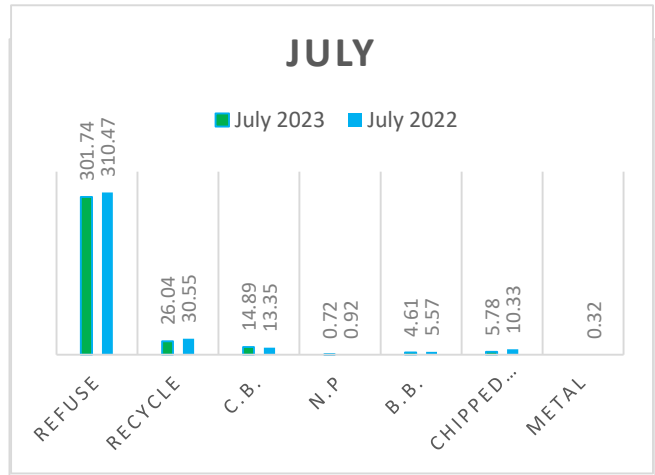
- The Winchester Street and the subdivisions paving project are complete. This includes the ADA sidewalks and curb/gutter upgrades as well.
- 2023 Annual Stormwater Poster Contest winners awarded: The ceremony was held on July 18th, 2023. The Mayor and the Town Manager presented a certificate, a letter of recognition to the winners, and swag bags to the winners. The posters are displayed on banners and media throughout the Town and the County.



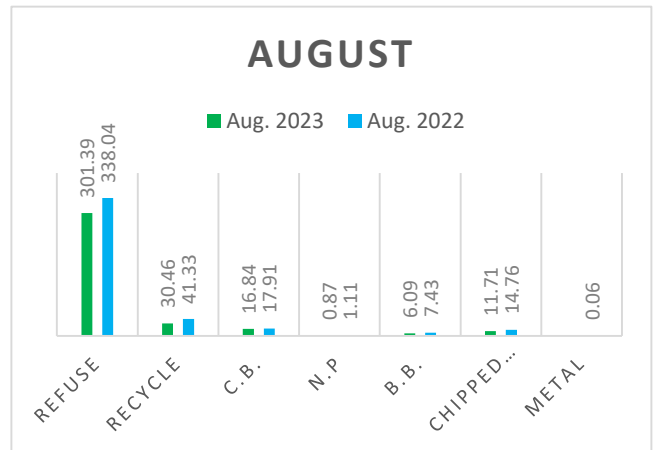
Charts and information:

**Refuse and Recycling tonnages for the 3rd.
Quarter of 2023**

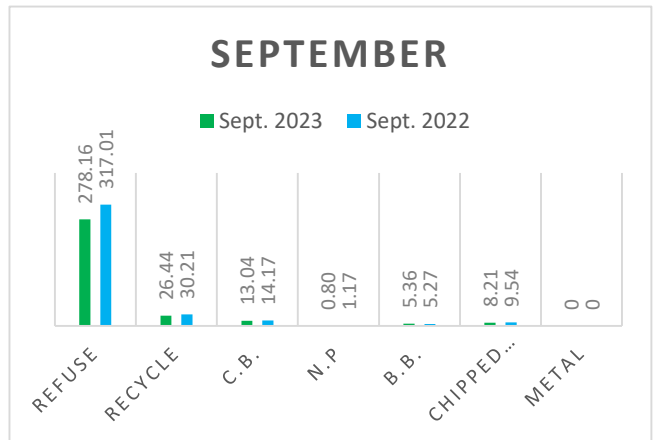
<u>July</u>	<u>2023</u>	<u>2022</u>
Refuse	301.74	310.47
Recycle	26.04	30.55
Cardboard.	14.89	13.35
Newspaper	0.72	0.92
Blue Bins	4.61	5.57
Chipped		10.33
Brush	5.78	
Metal		0.32



<u>August</u>	<u>2023</u>	<u>2022</u>
Refuse	301.39	338.04
Recycle	30.46	41.33
Cardboard	16.84	17.91
Newspaper	0.87	1.11
Blue Bins	6.09	7.43
Chipped	11.71	
Brush		14.76
Metal		0.06



<u>September</u>	<u>2023</u>	<u>2022</u>
Refuse	278.16	317.01
Recycle	26.44	30.21
Cardboard	13.04	14.17
Newspaper	0.80	1.17
Blue Bins	5.36	5.27
Chipped		9.54
Brush	8.21	
Metal		0



Metal 0 0

Data:

Public Utilities:

- 9 Responding to customer complaints/issues.
- 0 New service lines installed.
- 1 Main lines repaired.

Meter Dept:

- 0 Meter installed. 20 Meters replaced. 79 Read & Transfer.
- 6 Water connections issued.
- 58 Water cut-ons/offers. 42 Non Payment 16 Repairs/Non-Use.
- 20 Meter registers replaced.
- 14 Meter Boxes/Lids Repaired/Uncovered.

Misc. Taps Committed to Out of Town from the Town/County master water & sewer agreement:

Water Approved: 217 Purchased: 139 Available: 78

Sewer Approved: 250 Purchased: 111.5 Available: 138.5

Water Treatment Plant:

	July	Aug.	Sept.
Total gallons pumped (All Sources):	<u>36,161,169</u>	<u>36,247,369</u>	<u>37,287,384</u>
Average gallons per day:	<u>1,166,489</u>	<u>1,169,270</u>	<u>1,202,819</u>
Total gals. pumped same month last year:	<u>33,324,161</u>	<u>37,139,464</u>	<u>34,325,042</u>
Average gallons per day:	<u>1,074,973</u>	<u>1,198,074</u>	<u>1,107,259</u>

Wastewater Treatment Plant:

	July	Aug.	Sept.
Total gals. flow through the sewage plant:	<u>40,900,000</u>	<u>40,860,000</u>	<u>41,660,000</u>
Average gallons per day:	<u>1,319,355</u>	<u>1,318,065</u>	<u>1,343,871</u>
Total gals. flow during the same month last year:	<u>49,540,000</u>	<u>44,620,000</u>	<u>42,650,000</u>
Average gallons per day:	<u>1,598,065</u>	<u>1,439,355</u>	<u>1,375,806</u>
Total inches rainfall:	<u>3.30</u>	<u>2.12</u>	<u>7.22</u>

