



Property Overview

Jul 1, 2024 - Jun 30, 2025

Property:



Warrenton Main Street

42 N 5th St, Warrenton, VA 20186

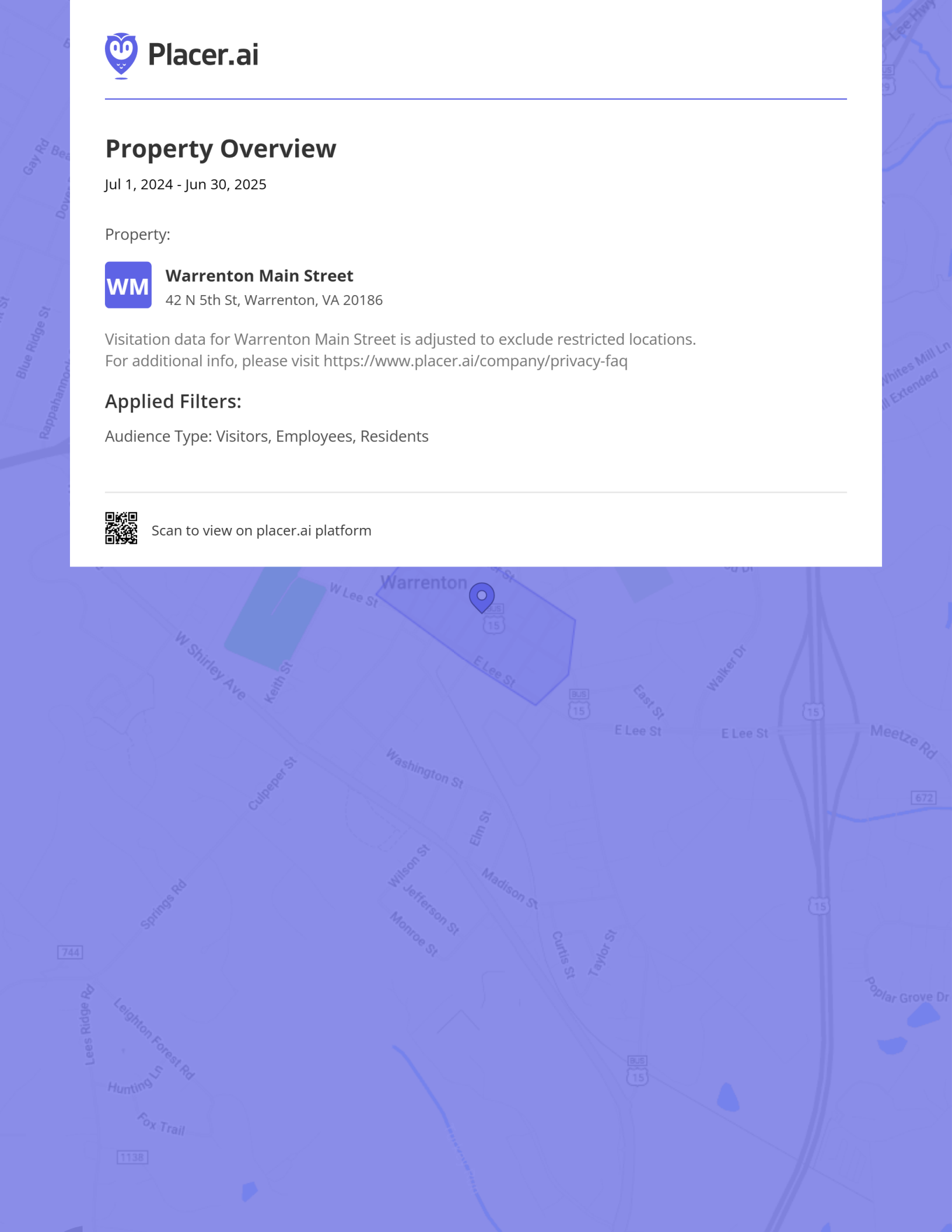
Visitation data for Warrenton Main Street is adjusted to exclude restricted locations.
For additional info, please visit <https://www.placer.ai/company/privacy-faq>

Applied Filters:

Audience Type: Visitors, Employees, Residents



Scan to view on placer.ai platform

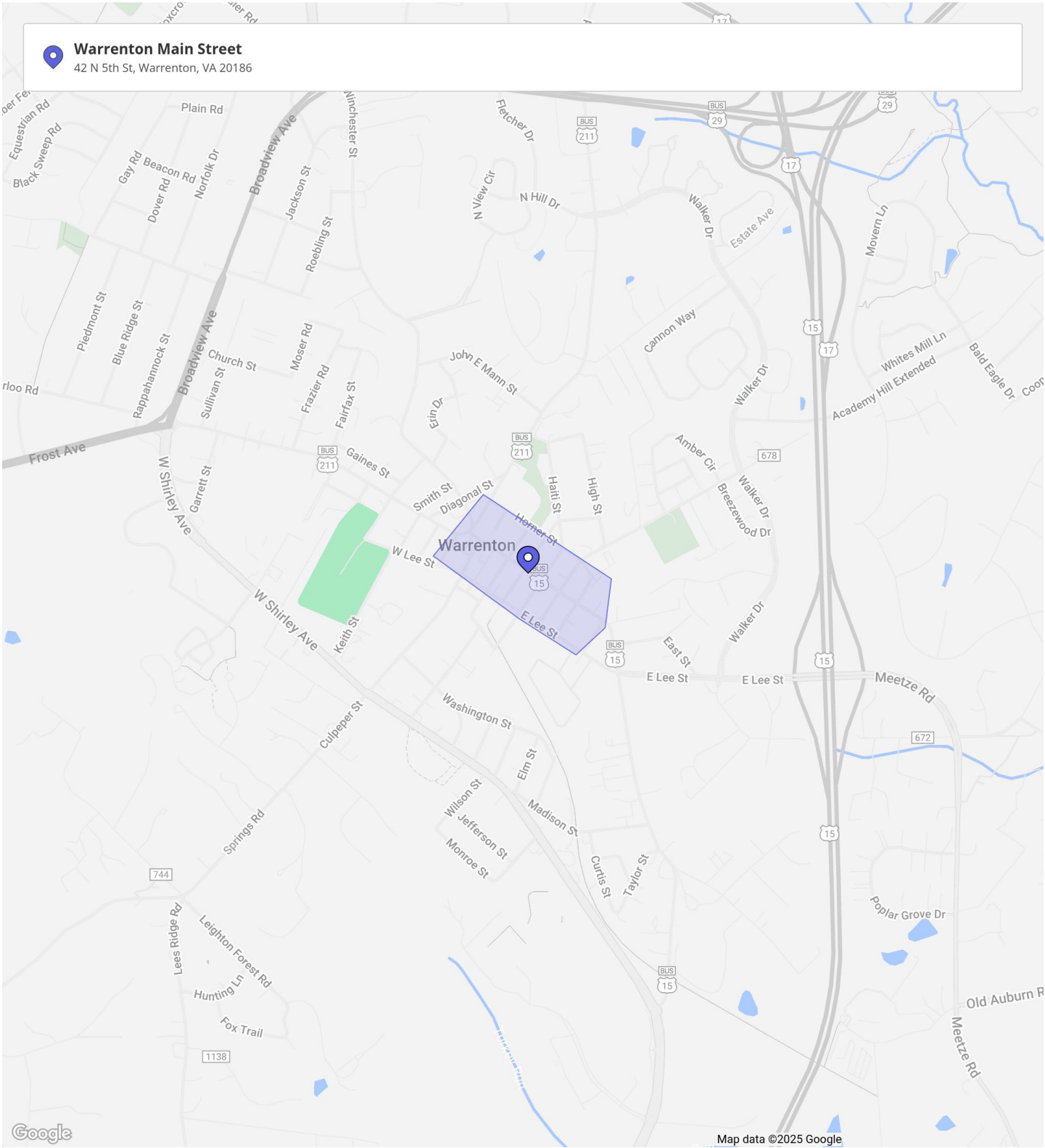




Property Overview

Jul 1, 2024 - Jun 30, 2025

Visitation data for Warrenton Main Street is adjusted to exclude restricted locations. For additional info, please visit <https://www.placer.ai/company/privacy-faq>





Property Overview

Jul 1, 2024 - Jun 30, 2025

Visitation data for Warrenton Main Street is adjusted to exclude restricted locations. For additional info, please visit <https://www.placer.ai/company/privacy-faq>

Metrics

● **Warrenton Main Street**
42 N 5th St, Warrenton, VA 20186

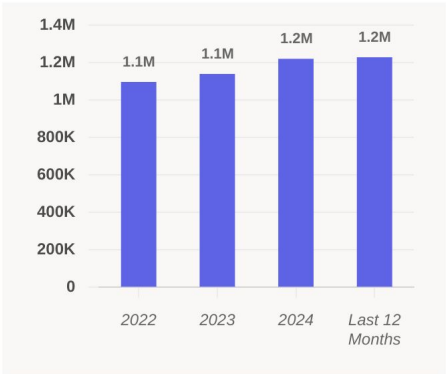
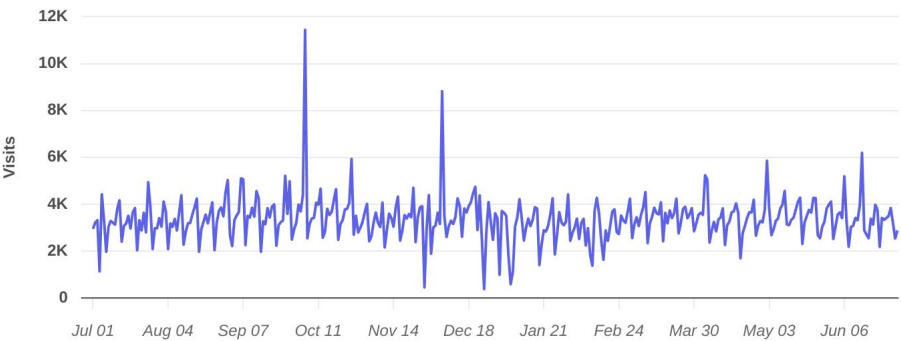
Visits	1.2M	Panel Visits	81.2K
Audience	191.2K	Visits YoY	+4.6%
Visit Frequency	6.43	Visits Yo2Y	+9.8%
Avg. Dwell Time	210 min	Visits Yo3Y	+14.8%

Jul 1st, 2024 - Jun 30th, 2025
Data provided by Placer Labs Inc. (www.placer.ai)



Visits Trend

● **Warrenton Main Street**
N 5th St, Warrenton, VA



Daily | Visits | Jul 1st, 2024 - Jun 30th, 2025
Data provided by Placer Labs Inc. (www.placer.ai)







Property Overview

Jul 1, 2024 - Jun 30, 2025

Visitation data for Warrenton Main Street is adjusted to exclude restricted locations. For additional info, please visit <https://www.placer.ai/company/privacy-faq>

Audience Overview

Summary

Property	Median Household Income	Bachelor's Degree or Higher	Median Age	Most Common Ethnicity	Persons per Household
 Warrenton Main Str... N 5th St, Warrenton, VA	\$131K	46.5%	37.6	White (58.6%)	2.99
 Virginia	\$91.3K	41.6%	40.1	White (59%)	2.53

Jul 1st, 2024 - Jun 30th, 2025 | Data Source: STI: Popstats
Data provided by Placer Labs Inc. (www.placer.ai)



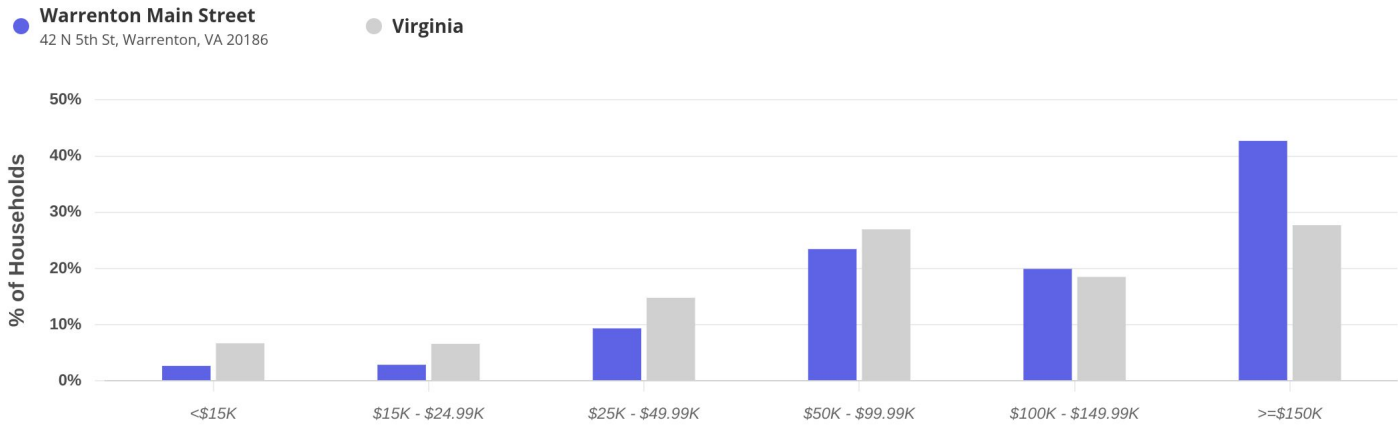


Property Overview

Jul 1, 2024 - Jun 30, 2025

Visitation data for Warrenton Main Street is adjusted to exclude restricted locations. For additional info, please visit <https://www.placer.ai/company/privacy-faq>

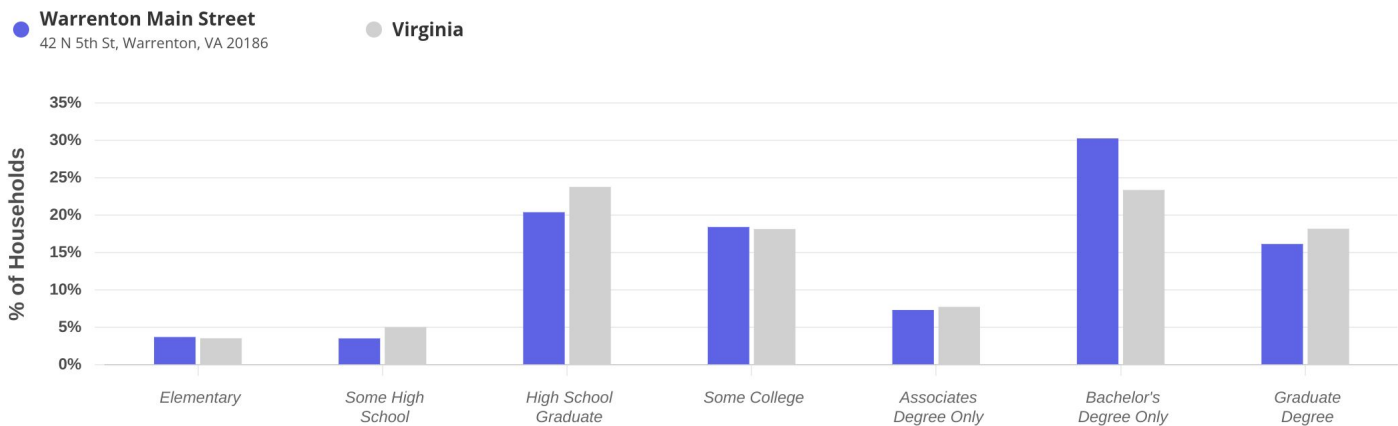
Household Income



Jul 1st, 2024 - Jun 30th, 2025 | Data Source: STI: Popstats
Data provided by Placer Labs Inc. (www.placer.ai)



Education



Jul 1st, 2024 - Jun 30th, 2025 | Data Source: STI: Popstats
Data provided by Placer Labs Inc. (www.placer.ai)



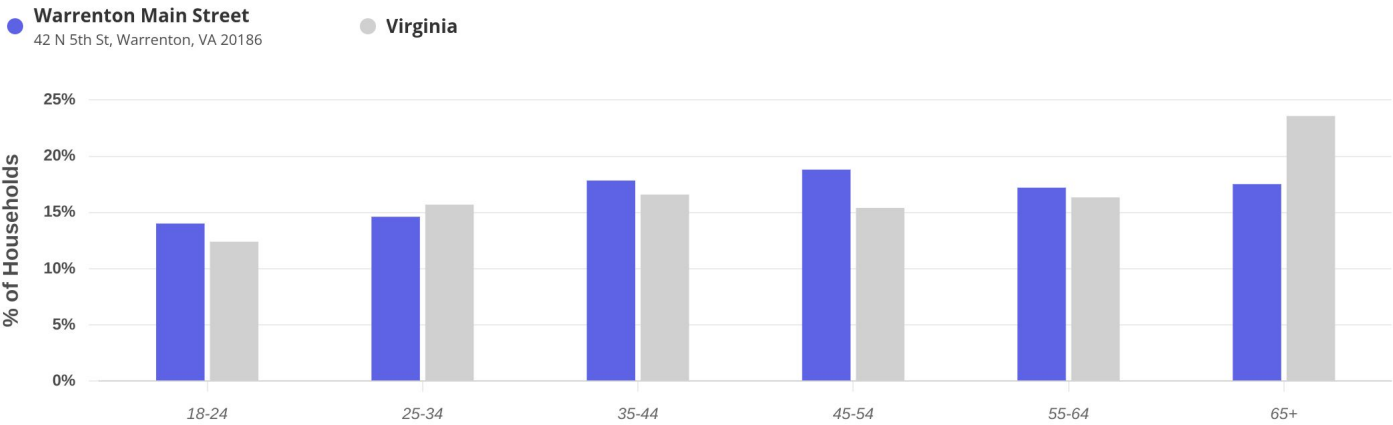


Property Overview

Jul 1, 2024 - Jun 30, 2025

Visitation data for Warrenton Main Street is adjusted to exclude restricted locations. For additional info, please visit <https://www.placer.ai/company/privacy-faq>

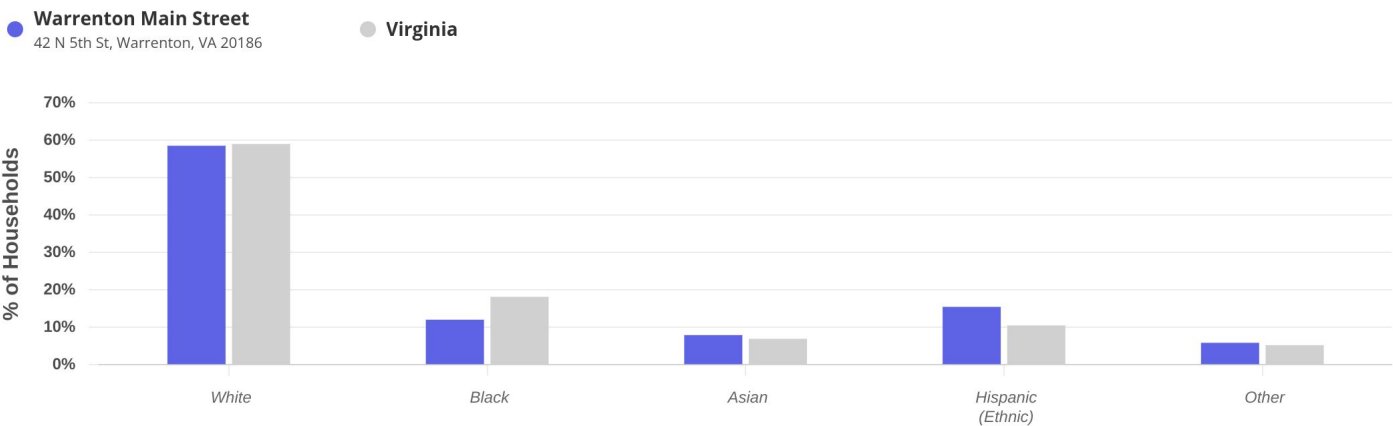
Age



Jul 1st, 2024 - Jun 30th, 2025 | Data Source: STI: Popstats
Data provided by Placer Labs Inc. (www.placer.ai)



Ethnicity



Jul 1st, 2024 - Jun 30th, 2025 | Data Source: STI: Popstats
Data provided by Placer Labs Inc. (www.placer.ai)



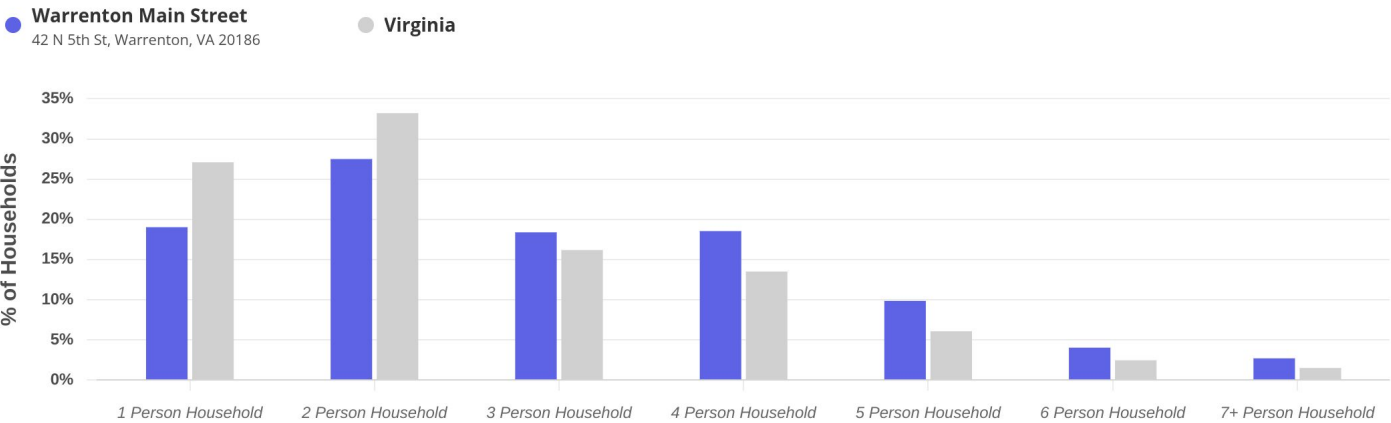


Property Overview

Jul 1, 2024 - Jun 30, 2025

Visitation data for Warrenton Main Street is adjusted to exclude restricted locations. For additional info, please visit <https://www.placer.ai/company/privacy-faq>

Household Size



Jul 1st, 2024 - Jun 30th, 2025 | Data Source: STI: Popstats
Data provided by Placer Labs Inc. (www.placer.ai)



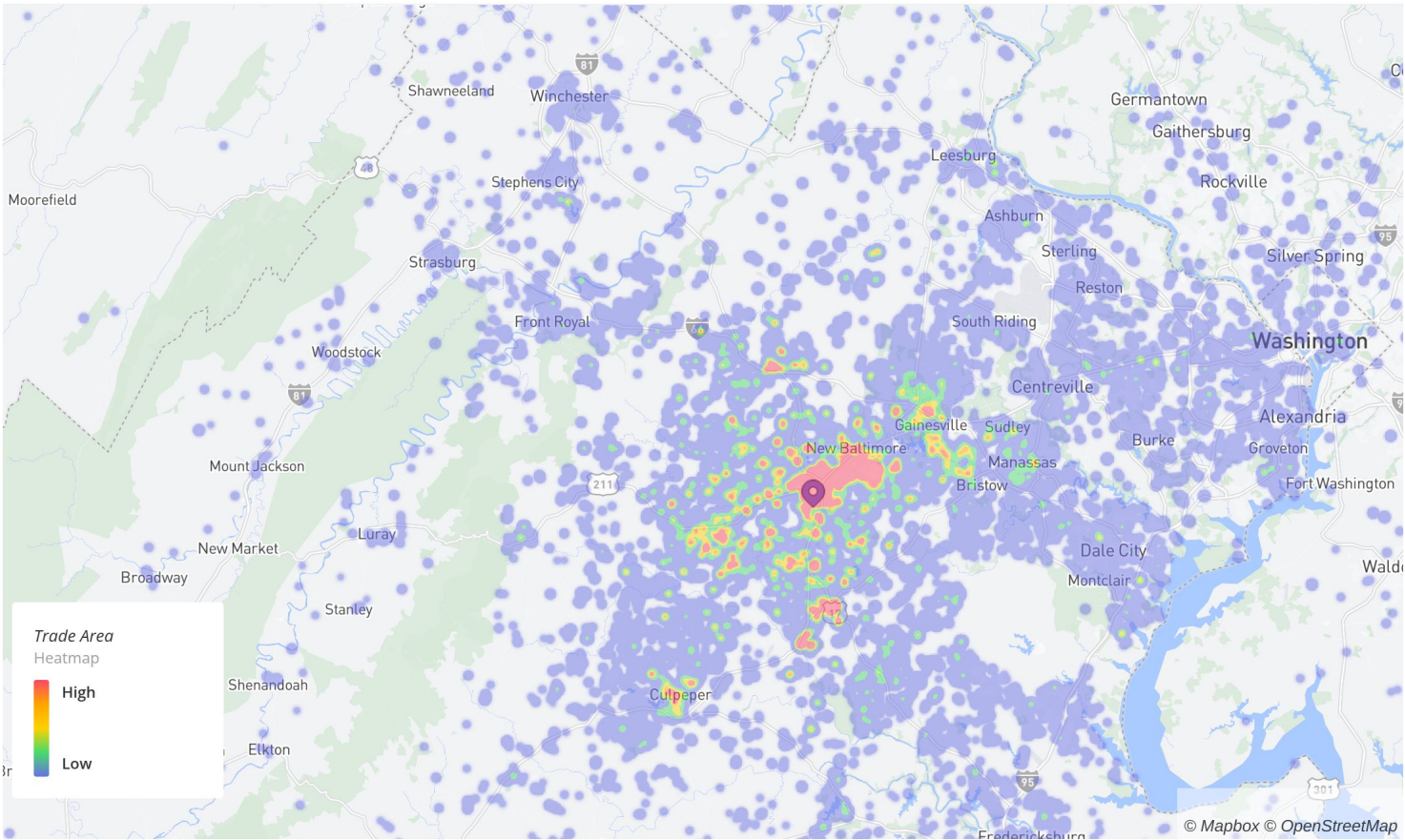


Property Overview

Jul 1, 2024 - Jun 30, 2025

Visitation data for Warrenton Main Street is adjusted to exclude restricted locations. For additional info, please visit <https://www.placer.ai/company/privacy-faq>

Market Landscape



Home locations are obfuscated for privacy and randomly placed within a census block. They do not represent actual home addresses.

Jul 1st, 2024 - Jun 30th, 2025
Data provided by Placer Labs Inc. (www.placer.ai)





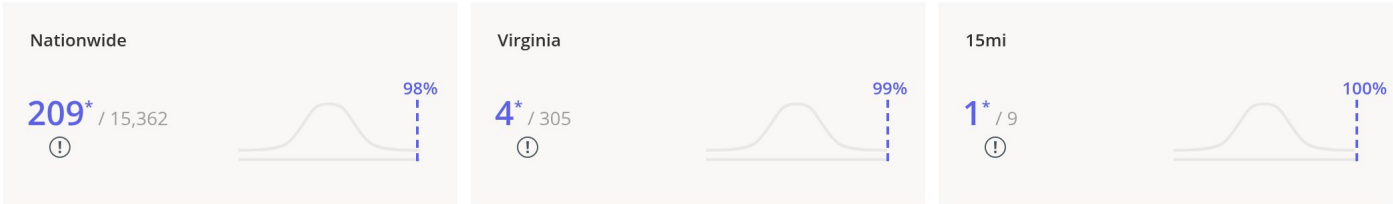
Property Overview

Jul 1, 2024 - Jun 30, 2025

Visitation data for Warrenton Main Street is adjusted to exclude restricted locations. For additional info, please visit <https://www.placer.ai/company/privacy-faq>

Ranking Overview

● **Warrenton Main Street**
42 N 5th St, Warrenton, VA 20186



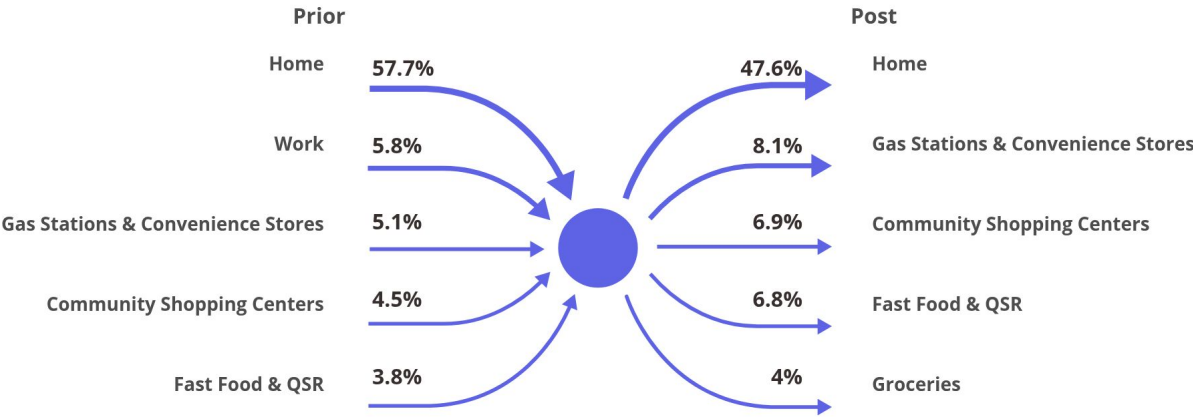
* Custom filters and dates are ignored. Ranking only supports 'full-months'.

Category: Attractions | Visits | Jul 1st, 2024 - Jun 30th, 2025
Data provided by Placer Labs Inc. (www.placer.ai)



Visitor Journey

● **Warrenton Main Street**
42 N 5th St, Warrenton, VA 20186



Show by: | Jul 1st, 2024 - Jun 30th, 2025
Data provided by Placer Labs Inc. (www.placer.ai)



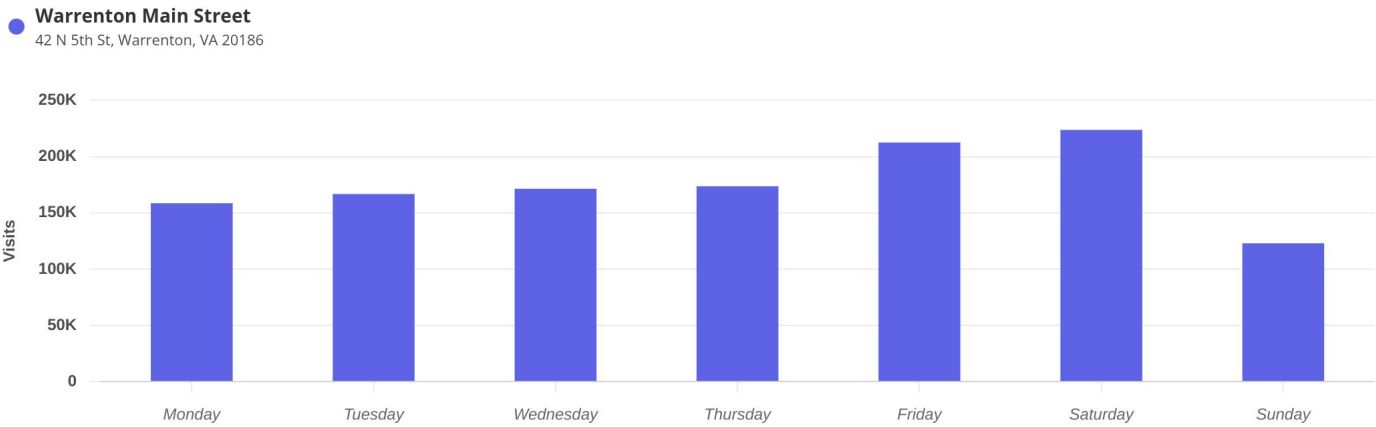


Property Overview

Jul 1, 2024 - Jun 30, 2025

Visitation data for Warrenton Main Street is adjusted to exclude restricted locations. For additional info, please visit <https://www.placer.ai/company/privacy-faq>

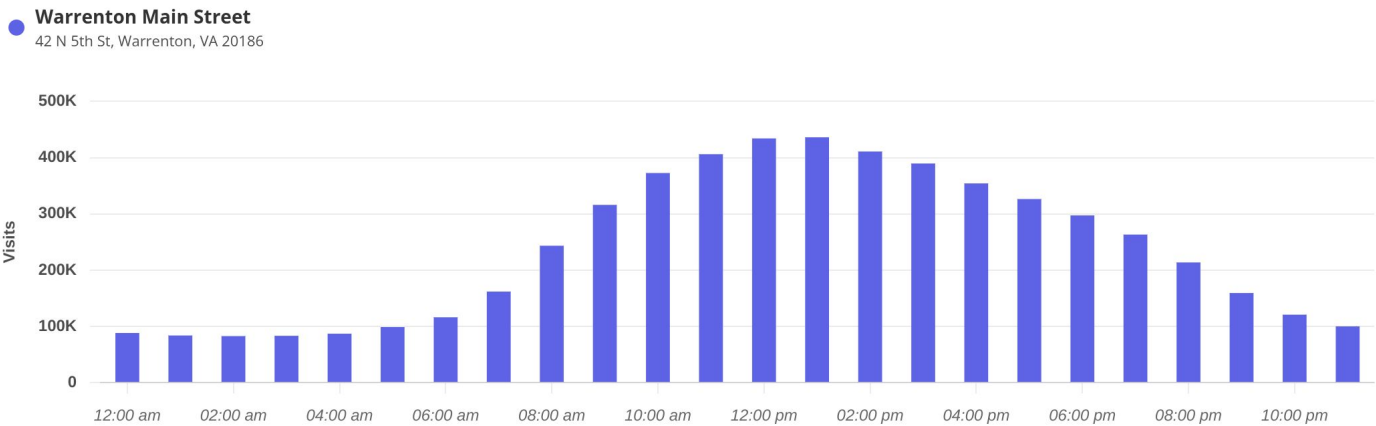
Daily Visits



Visits | Jul 1st, 2024 - Jun 30th, 2025
Data provided by Placer Labs Inc. (www.placer.ai)



Hourly Visits



Visits | Jul 1st, 2024 - Jun 30th, 2025
Data provided by Placer Labs Inc. (www.placer.ai)





Property Overview

Jul 1, 2024 - Jun 30, 2025

Visitation data for Warrenton Main Street is adjusted to exclude restricted locations. For additional info, please visit <https://www.placer.ai/company/privacy-faq>

Favorite Places

Warrenton Main Street
42 N 5th St, Warrenton, VA 20186

Warrenton Main Street / N 5th St, Warrenton, VA

Rank	Name	Distance	Visitors
1	Virginia Gateway / 7524 Iron Bar Lane, Gainesville, VA 20155	11.6 mi	116K (60.7%)
2	Warrenton Village Center / 179 West Lee Hwy, Warrenton, VA 20186	1.2 mi	105.1K (55%)
3	The Shops at Stonewall / 15453 Lee Hwy, Gainesville, VA 20155	9.1 mi	89.4K (46.8%)
4	Washington Dulles International Airport / 1 Saarinen Cir, Chantilly, VA 20166	24.7 mi	85.3K (44.6%)
5	Walmart / 700 James Madison Hwy, Warrenton, VA 20186	1.1 mi	73.4K (38.4%)
6	Northrock Shopping Center / 530 Fletcher Dr, Warrenton, VA 20186	1 mi	72.5K (37.9%)
7	Oak Springs Plaza / 41 W Lee Hwy, Warrenton, VA 20186	1.2 mi	67K (35.1%)
8	Sheetz / 600 Blackwell Rd, Warrenton, VA 20186	1.1 mi	66.7K (34.9%)
9	Haymarket Village Center / 6422 Trading SQ, Haymarket, VA 20169	10.8 mi	65.6K (34.3%)
10	Target / 13301 Gateway Center Dr, Gainesville, VA 20155	11.5 mi	64.3K (33.7%)

Category: All Categories | Min. Visits: 1 | Jul 1st, 2024 - Jun 30th, 2025
Data provided by Placer Labs Inc. (www.placer.ai)





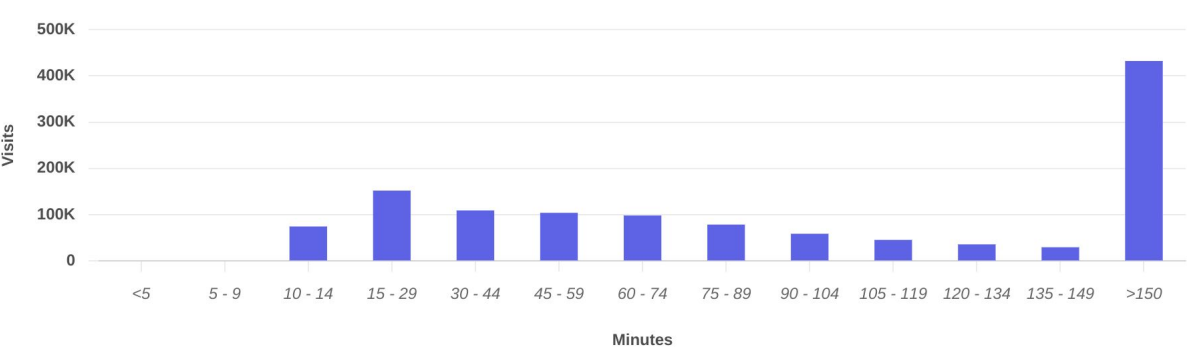
Property Overview

Jul 1, 2024 - Jun 30, 2025

Visitation data for Warrenton Main Street is adjusted to exclude restricted locations. For additional info, please visit <https://www.placer.ai/company/privacy-faq>

Visit Duration

● Warrenton Main Street
42 N 5th St, Warrenton, VA 20186



Average Stay	210 min
Median Stay	88 min

Visits | Jul 1st, 2024 - Jun 30th, 2025
Data provided by Placer Labs Inc. (www.placer.ai)





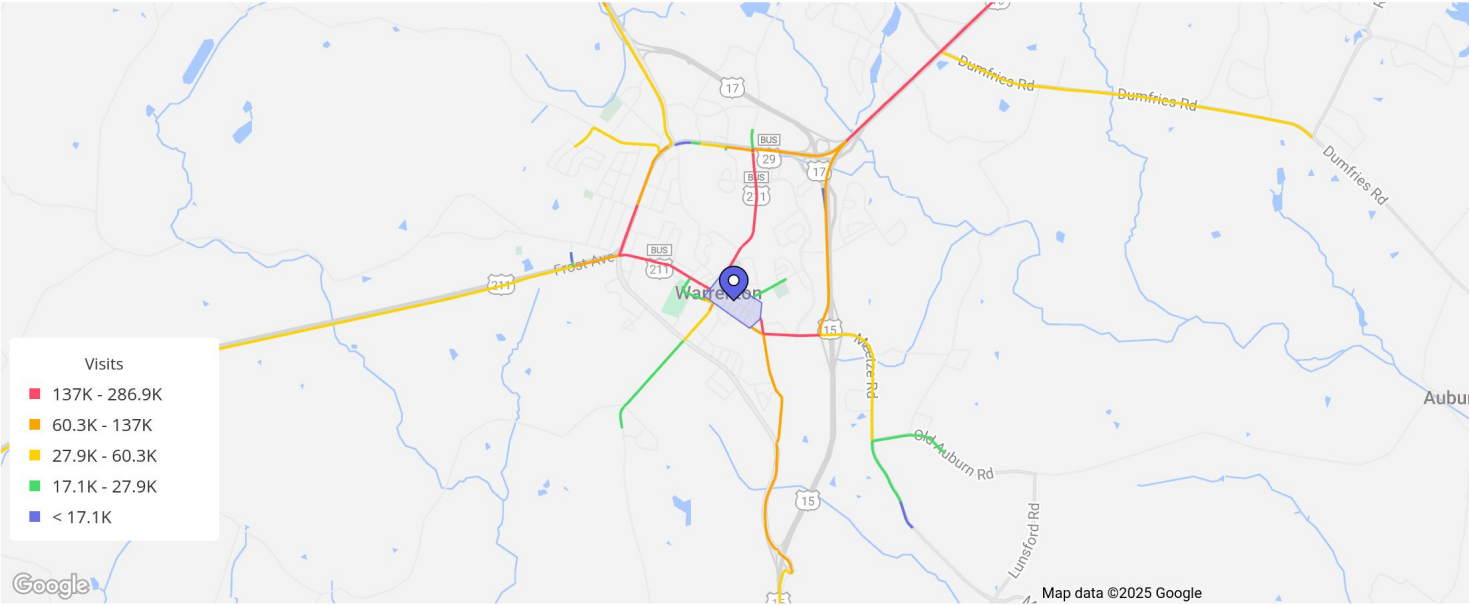
Property Overview

Jul 1, 2024 - Jun 30, 2025

Visitation data for Warrenton Main Street is adjusted to exclude restricted locations. For additional info, please visit <https://www.placer.ai/company/privacy-faq>

Visitor Journey - Routes

Warrenton Main Street
42 N 5th St, Warrenton, VA 20186



To protect individual privacy, the beginning points shown for each route are approximations and do not represent actual home locations.

Journey Direction: To Property | Jul 1st, 2024 - Jun 30th, 2025
Data provided by Placer Labs Inc. (www.placer.ai)

