

Quarterly Report

Public Works & Utilities

Departments



Town Council Meeting Date:

Fourth Quarter FY-2024:

Please accept this as the quarterly report for the **Public Works & Utilities** departments.

Commendable Achievements:

- An employee from the Utilities Department attended AWWA (American Water Works Association) training in Richmond.
- We sponsored the Annual Touch A Truck Event again this year on May 3rd. With approximately 861 attendees, and some schools making this their field trip, it was a great success again. Thanks to all the Departments that contributed to making this the largest one yet.



- Congratulations to the recipients of the Richard R. Wines awards this year, James Pyne from the Utilities Department and Roger Heflin from Public Works. James I. Pyne retired from our employment at the end of June. This was after almost 20 years of dedicated service to the Town.



Public Works:

- The crew assisted the Master Gardeners in planting a tree for Earth Day.



- John Paul Design Build donated 3 Dogwood trees to the Warrenton Cemetery. They were installed by Town Crew.



- Town crew widened the road through the cemetery.



- Crew Installed concrete curb and bioswale to improve the stormwater drainage on Gaines Street.



- Crew removed the undergrowth from the swings in the Rady Park Playground and then installed mulch.



- Town crew repurposed some of the old road millings and installed it in the landscaping shed at the rear of the Public Works Facility.



- The crew removed the overgrowth of bamboo at Ivy Hill.



- 12 Burial permits issued: Apr. 6 May 4 June 2

Walkability Study Repairs included:

- Our contractor, Espina Contracting has continued to repair/replace 17 ADA ramps on Oak Springs Dr.
- On West Lee Highway by Blalock Cycles, we contracted a contractor to install a pedestrian guardrail along the newly installed concrete sidewalk. This completes walking accessibility from Winchester Street to Blackwell Rd.



Public Utilities:

- Staff completed the scheduled Spring fire hydrant flushing routine for the year.
- Staff measured and are raising the manhole lids in various locations in the Town. This is for the upcoming paving projects.
- The crew hydro-excavated around the foundation at Town Hall at 21 Main Street.
- Hydro-Excavated the water-line on Gold Cup Drive to determine the size of it. This was for the betterment project.
- The crew has started upgrading from the old style meter setters to the newer style on Cherry Tree Land. Approximately 15 have been completed to date.
- 13 Responding to customer complaints/issues.
- 1 Sanitary sewer laterals was repaired.

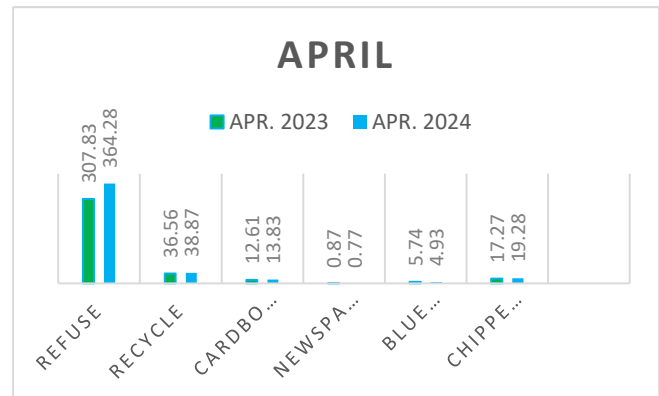
Meter Dept:

- 0 Meter installed. 0 Meters replaced. 112 Read & Transfer.
- 2 Water connections issued. 1 Sewer connections issued
- 17 Water cut-ons/off.
- 0 Meter registers replaced.

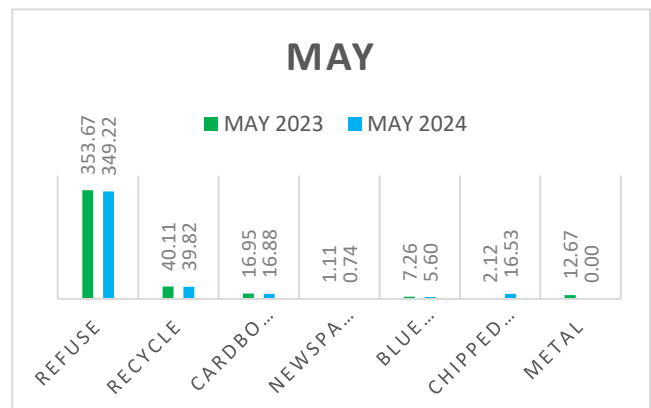
Charts and information:

2ND. QTR. OF 2024 TONNAGES FOR REFUSE & RECYCLING

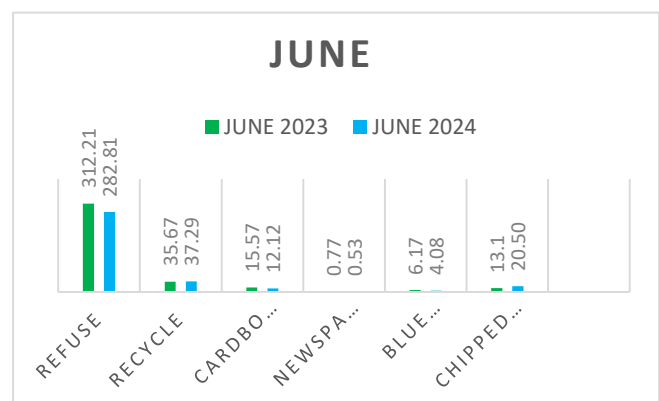
	APR. 2023	APR. 2024
Refuse	307.83	364.28
Recycle	36.56	38.87
Cardboard	12.61	13.83
Newspaper	0.87	0.77
Blue Bags	5.74	4.93
Chipped Brush	17.27	19.28



	MAY 2023	MAY 2024
Refuse	353.67	349.22
Recycle	40.11	39.82
Cardboard	16.95	16.88
Newspaper	1.11	0.74
Blue Bags	7.26	5.60
Chipped Brush	2.12	16.53
Metal	12.67	0.00



	JUNE 2023	JUNE 2024
Refuse	312.21	282.81
Recycle	35.67	37.29
Cardboard	15.57	12.12
Newspaper	0.77	0.53
Blue Bags	6.17	4.08
Chipped Brush	13.1	20.50



Water Treatment Plant:

	Apr.	May	June
Total gallons pumped (All Sources):	<u>32,546,596</u>	<u>35,925,530</u>	<u>35,826,144</u>
Average gallons per day:	<u>1,049,890</u>	<u>1,158,888</u>	<u>1,155,682</u>
Total gals. pumped same month last year:	<u>32,907,196</u>	<u>38,205,642</u>	<u>34,337,644</u>
Average gallons per day:	<u>1,061,522</u>	<u>1,232,440</u>	<u>1,107,666</u>

Wastewater Treatment Plant:

	Apr.	May	June
Total gals. flow through the sewage plant:	<u>50,580,000</u>	<u>51,570,000</u>	<u>41,920,000</u>
Average gallons per day:	<u>1,631,613</u>	<u>1,663,548</u>	<u>1,352,258</u>
Total gals. flow during the same month last year:	<u>51,030,000</u>	<u>48,420,000</u>	<u>42,110,000</u>
Average gallons per day:	<u>1,646,129</u>	<u>1,561,935</u>	<u>1,358,387</u>
Total inches rainfall:	<u>.8 In.</u>	<u>3.05 In.</u>	<u>3.05 In.</u>

DEQ Report of Operation Report:

Apr.	2023	2024
Reported Water Connections:	<u>5,021</u>	<u>5,031</u>
People served:	<u>11,799</u>	<u>11,822</u>
May	2023	2024
Reported Water Connections:	<u>5,030</u>	<u>5,043</u>
People served:	<u>11,820</u>	<u>11,851</u>
June	2023	2024
Reported Water Connections:	<u>5,046</u>	<u>5,030</u>
People served:	<u>11,858</u>	<u>11,820</u>