

Quarterly Report

Public Works & Utilities

Departments



Town Council Meeting Date:

2nd. Quarter FY-2026:

Please accept this as the quarterly report for the **Public Works & Utilities** departments.

Project Progress:

- Town employees decorated Old Town again for the Christmas Holiday. This included designing and constructing a decorative planter for a 12' tree by Town Hall. After the holiday this tree will be planted at the Warrenton Aquatic and Recreation Facility.



- The Street crew cleaned up and removed sediment from the concrete box culverts for better storm water drainage. Almost 650 tons of sediment and debris were removed. This can minimize flooding that could cause damage to infrastructure, and improves the quality of the water to meet D.E.Q. mandates.



- The original flagpole in the old section at the cemetery was in disrepair. The Cemetery maintenance crew restored it to its former glory. They repaired the pole and installed a new flag. Then installed a block retaining wall around it and added white gravel at the base, with a solar light.



- Town crews raised the canopies of the trees on Lee Highway. The limbs were blocking the Opticom at the signals for the First-Responders. When approaching traffic lights, the Approaching First-Responder will get the green light, and the other lights at that intersection will turn red.

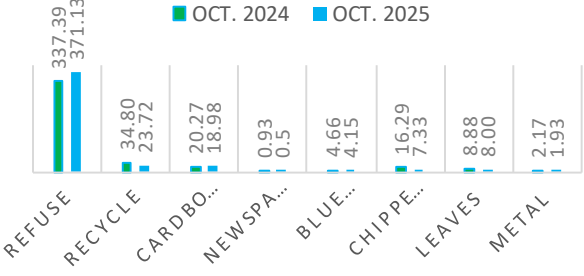
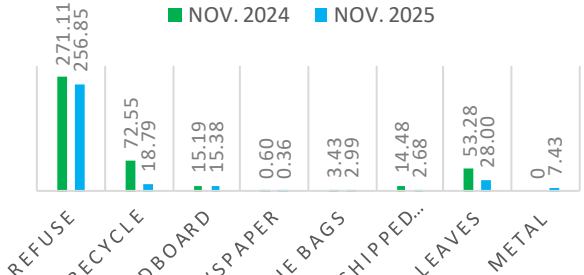
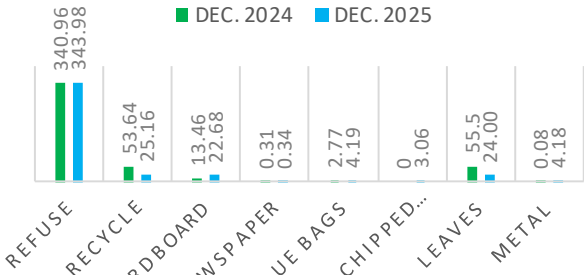


- The Town crew upgraded the basketball court at Eva Walker Park. This included prepping and resealing the asphalt court. Grinding, sanding, and painting the basketball hoop pole. Then installed new nets.



- 4 Burial permits issued: Oct. 1, Nov. 1, Dec. 2.

Charts and information:

2ND. QTR. OF FY25 TONNAGES FOR REFUSE & RECYCLING							
	OCT. 2024	OCT. 2025		OCTOBER			
Refuse	337.39	371.13					
Recycle	34.80	23.72					
Cardboard	20.27	18.98					
Newspaper	0.93	0.5					
Blue Bags	4.66	4.15					
Chipped Brush	16.29	7.33					
Leaves	8.88	8.00					
Metal	2.17	1.93					
	NOV. 2024	NOV. 2025		NOVEMBER			
Refuse	271.11	256.85					
Recycle	72.55	18.79					
Cardboard	15.19	15.38					
Newspaper	0.60	0.36					
Blue Bags	3.43	2.99					
Chipped Brush	14.48	2.68					
Leaves	53.28	28.00					
Metal	0	7.43					
	DEC. 2024	DEC. 2025		DECEMBER			
Refuse	340.96	343.98					
Recycle	53.64	25.16					
Cardboard	13.46	22.68					
Newspaper	0.31	0.34					
Blue Bags	2.77	4.19					
Chipped Brush	0	3.06					
Leaves	55.5	24.00					
Metal	0.08	4.18					

Public Utilities:

- Staff replaced the sewer lateral from the cleanout in White's Mill. The line was broken at the cleanout connection. Exposing the line that was more than 18 feet

deep.

Meter Dept:

- 60 Read & Transfer.
- 5 Water connections issued. 5 Sewer connections issued
- 8 Water cut-ons/offers.
- 0 Meter registers replaced.

Data:

Taps Committed & Available for Sale:

(Based on the December 2002 Capacity and Growth Evaluation, Performed by Whitman & Requardt & Associates)

Residential:	Oct.	Nov.	Dec.
In-Town Water	<u>799.5</u>	<u>799.5</u>	<u>798.5</u>
In Town Sewer	<u>688</u>	<u>688</u>	<u>687</u>
Out of Town Water	<u>261</u>	<u>260</u>	<u>260</u>
Out of Town Sewer	<u>268</u>	<u>267</u>	<u>267</u>

Commercial:

	Oct.	Nov.	Dec.
In-Town Water	<u>347</u>	<u>347</u>	<u>347</u>
In Town Sewer	<u>361</u>	<u>361</u>	<u>361</u>
Out of Town Water	<u>15</u>	<u>15</u>	<u>15</u>
Out of Town Sewer	<u>15</u>	<u>15</u>	<u>15</u>

Taps Sold Water & Sewer:

Water: 4	Oct. <u>3</u>	Nov. <u>1</u>	Dec. <u>1</u>
Sewer: 4	Oct. <u>3</u>	Nov. <u>1</u>	Dec. <u>1</u>

Water Treatment Plant:

	Oct.	Nov.	Dec.
--	------	------	------

Total gallons pumped (All Sources):	<u>38,521,577</u>	<u>34,217,524</u>	<u>36,762,402</u>
Average gallons per day:	<u>1,242,632</u>	<u>1,103,791</u>	<u>1,185,884</u>
Total gals. pumped same month last year:	<u>38,744,149</u>	<u>34,459,677</u>	<u>35,261,598</u>
Average gallons per day:	<u>1,249,811</u>	<u>1,111,602</u>	<u>1,137,471</u>

Wastewater Treatment Plant:

	Oct.	Nov.	Dec.
Total gals. flow through the sewage plant:	<u>39,930,000</u>	<u>37,640,000</u>	<u>39,750,000</u>
Average gallons per day:	<u>1,288,065</u>	<u>1,214,194</u>	<u>1,282,258</u>
Total gals. flow during the same month last year:	<u>44,850,000</u>	<u>40,390,000</u>	<u>44,750,000</u>
Average gallons per day:	<u>1,446,774</u>	<u>1,302,903</u>	<u>1,443,548</u>
Total inches rainfall:	<u>1.42</u>	<u>.95</u>	<u>1.3</u>
Total snow			<u>.95</u>

DEQ Report of Operation Report:

Oct.	2024	2025
------	------	------

Reported Water Connections:	<u>5,058</u>	<u>5,058</u>
People served:	<u>11,886</u>	<u>11,886</u>

Nov.	2024	2025
Reported Water Connections:	<u>5,046</u>	<u>5,050</u>
People served:	<u>11,858</u>	<u>11,867</u>

Dec.	2024	2025
Reported Water Connections:	<u>5,040</u>	<u>5,065</u>
People served:	<u>11,844</u>	<u>11,902</u>