

Quarterly Report

Public Works & Utilities

Departments




Town Council Meeting Date: November 12, 2024

1st Quarter FY-2025:

Please accept this as the quarterly report for the **Public Works & Utilities** departments.

Project Progress:

- The Town crews have undertaken the task of improving the cemetery road. With a contractor, the asphalt roadway has been widened and repaved.



- Town crew removed the overgrown trees, shrubbery and overgrowth from the field behind the Warrenton Aquatic Recreation Facility. Then finished the site with grass seed and straw.



- The Town crews have started construction of a new cemetery shed. They have constructed the foundation, and the concrete pad has been poured. The building will be started at a later date.



- A Public Works crew repaired the concrete benches at the Rady Park Arboretum. The benches had become unsafe due to the cracking of the mortar and rocks starting to fall from them.




- Several of the outdated refuse cans have been replaced around Main Street.



- 21 Burial permits issued: July 3 Aug. 6 Sep. 12
- 21 Right of Way Permit applied for this quarter last year: July 10 Aug. 6 Sept. 5
- 46 Right of Way Permit applied for this quarter: July 25 Aug. 9 Sept. 12

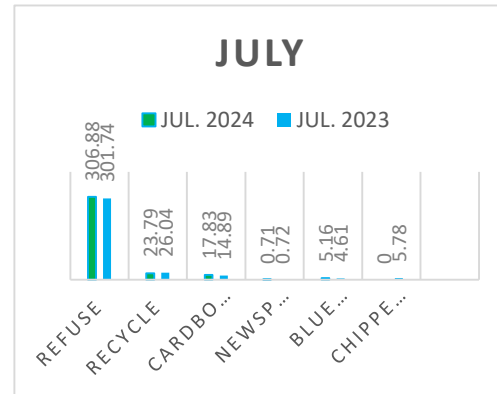
Community Outreach:

- As part of the Community Outreach Program, pre-school-age children and parents were invited to enjoy a story and a popsicle. At the Public Works Shop, the director of Public Works read the story. Afterward, the attendees got to see some of the equipment in use.

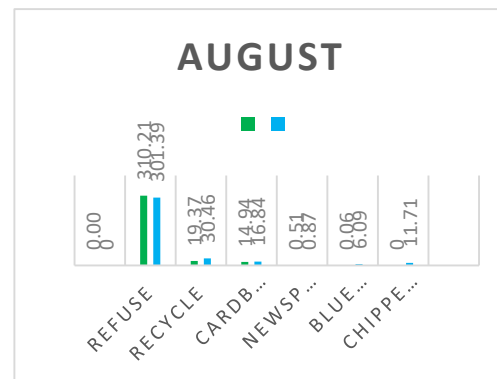


3RD. QTR. OF 2024 TONNAGES FOR REFUSE & RECYCLING

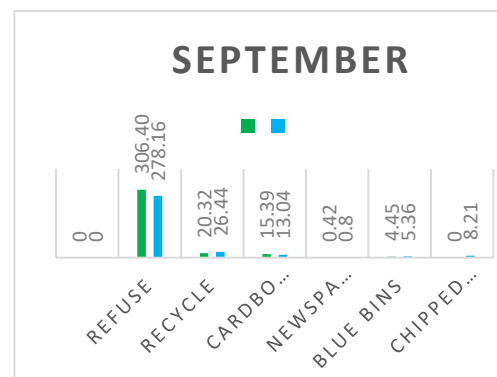
	JUL. 2024	JUL. 2023
Refuse	306.88	301.74
Recycle	23.79	26.04
Cardboard	17.83	14.89
Newspaper	0.71	0.72
Blue Bins	5.16	4.61
Chipped Brush	0	5.78



	AUG. 2024	AUG. 2023
Refuse	310.21	301.39
Recycle	19.37	30.46
Cardboard	14.94	16.84
Newspaper	0.51	0.87
Blue Bins	0.06	6.09
Chipped Brush	0	11.71



	SEP. 2024	SEP. 2023
Refuse	306.40	278.16
Recycle	20.32	26.44
Cardboard	15.39	13.04
Newspaper	0.42	0.8
Blue Bins	4.45	5.36
Chipped Brush	0	8.21



Public Utilities:

- Staff has installed several water sampling stations on various streets.



- Staff is in the process of performing a Lead & Copper survey at various schools, all businesses, and different addresses.
- Staff started the bi-annual fall flushing schedule. The crew is doing this during normal business hours instead of nightly.
- Staff has been raising the manholes in various locations as part of the Public Works paving project.
- Staff worked nightly as needed as part of the Broadview Avenue Betterment Project. This was to oversee the water main installs and tie-ins. Then flushed the lines to remove any sediment.
- Excavated Oak Springs Drive to replace 3 broken valves for a water main in 2 different locations.
- It was discovered on Cherry Tree Lane that the backflow preventers had not been installed. We have replaced 15 units and 14 units remain to be done.
- 1 New service lines installed.
- 300 Fire hydrants were serviced.

Meter Dept:

- Staff is transitioning from the older InSight computer software to the new Neptune 360 program. The original software was AMR an automated reading system that involved an employee to drive monthly through the neighborhoods to obtain the meter readings. This new system is an AMI program, which will involve 3 antennas to be installed in the Town, and the readings can be done daily without driving through the Town.
- 0 Meter installed. 0 Meters replaced. 122 Read & Transfer.
- 6 Water connections issued. 6 Sewer connections issued
- 11 Water cut-ons/off.

Charts and information:

Data:

Taps Committed & Available for Sale:

(Based on the December 2002 Capacity and Growth Evaluation, Performed by Whitman & Requardt & Associates)

Residential:	July	Aug.	Sept.
In-Town Water	<u>814.5</u>	<u>813.5</u>	<u>813.5</u>
In-Town Sewer	<u>702</u>	<u>701</u>	<u>701</u>
Out of Town Water	<u>264</u>	<u>264</u>	<u>263</u>
Out of Town Sewer	<u>268</u>	<u>268</u>	<u>268</u>

Commercial:

	July	Aug.	Sept.
In-Town Water	<u>347</u>	<u>347</u>	<u>347</u>
In-Town Sewer	<u>361</u>	<u>361</u>	<u>361</u>
Out of Town Water	<u>15</u>	<u>15</u>	<u>15</u>
Out of Town Sewer	<u>15</u>	<u>15</u>	<u>15</u>

Water Treatment Plant:

	July	Aug.	Sept.
Total gallons pumped (All Sources):	<u>51,692,525</u>	<u>35,422,129</u>	<u>32,327,387</u>
Average gallons per day:	<u>1,667,501</u>	<u>1,142,649</u>	<u>1,042,819</u>
Total gals. pumped same month last year:	<u>36,161,169</u>	<u>36,247,369</u>	<u>32,787,384</u>
Average gallons per day:	<u>1,166,489</u>	<u>1,169,270</u>	<u>1,202,819</u>

Wastewater Treatment Plant:

	July	Aug.	Sept.
Total gals. flow through the sewage plant:	<u>40,990,000</u>	<u>42,770,000</u>	<u>46,490,000</u>
Average gallons per day:	<u>1,322,258</u>	<u>1,379,677</u>	<u>1,499,677</u>
Total gals. flow during the same month last year:	<u>40,900,000</u>	<u>40,860,000</u>	<u>41,660,000</u>
Average gallons per day:	<u>1,319,355</u>	<u>1,318,065</u>	<u>1,343,871</u>
Total inches rainfall:	<u>4.05 In.</u>	<u>3.05 In.</u>	<u>8.92 In.</u>

DEQ Report of Operation Report:

July	2023	2024
Reported Water Connections:	<u>5,019</u>	<u>5,035</u>
People served:	<u>11,795</u>	<u>11,830</u>

Aug.	2023	2024
Reported Water Connections:	<u>5,036</u>	<u>5,034</u>
People served:	<u>11,835</u>	<u>11,829</u>

Sept.	2023	2024
Reported Water Connections:	<u>5,026</u>	<u>5,037</u>
People served:	<u>11,811</u>	<u>11,837</u>