

Lot 107

Lot 108

Lot 109



Lot 108

Lot 109





Lot 119

E Lee St

OST



Hardie Siding with
brick pattern foundation wall
painted to match siding color





Board & Batten Shutter Assembly

Hardie® Plank Lap Siding

Submittal Form

01

Submitted to:

Project Name:

Submitted by:

Date:

☐ HZ5® Product Zone ☐ HZ10® Product Zone

Product Width: ☐ 5-1/4in ☐ 6-1/4in ☐ 7-1/4in ☐ 8in ☐ 8-1/4in ☐ 9-1/4in ☐ 12in

Product Finish: ☐ Primed ☐ ColorPlus® Technology

Product Texture: ☐ Smooth ☐ Select Cedarmill® ☐ Colonial Roughsawn®
☐ Colonial Smooth® ☐ Rustic Cedar

Hardie® Plank Lap Siding

Specification Sheet

01

DIVISION: 07 00 00 THERMAL AND MOISTURE PROTECTION

SECTION: 07 46 46 FIBER CEMENT SIDING

HARDIE® PLANK LAP SIDING

Manufacturer

James Hardie Building Products, Inc.

The products are manufactured at the following locations, with quality control inspections by ICC-ES:

- Cleburne, Texas
- Plant City, Florida
- Reno, Nevada
- Waxahachie, Texas
- Prattville, Alabama
- Peru, Illinois
- Pulaski, Virginia
- Tacoma, Washington
- Fontana, California
- Summerville, South Carolina

Compliance with the following codes

- 2006 thru 2021 International Building Code (IBC)
- 2006 thru 2021 International Residential Code (IRC)

For more information about other compliances and applicable uses, refer to ICC-ES ESR-2290

Features

- Noncombustible
- Dimensionally Stable
- Resists damage from pests
- Weather Resistant-Engineered for Climate®
- Impact resistant
- Sustainable

Use

Hardie® fiber-cement lap siding is used as exterior wall covering. The product complies with IBC Section 1403.9 and IRC Section R703.10. The product may be used on exterior walls of buildings of Type I, II, III and IV construction (IBC)

Description

Hardie® Plank lap siding is a single-faced, cellulose fiber-reinforced cement (fiber-cement) product. Hardie® Plank lap siding complies with ASTM C1186, as Grade II, Type A; has a flame-spread index of 0 and a smoke-developed index of 5 when tested in accordance with ASTM E84; and is classified as noncombustible when tested in accordance with ASTM E136.

Available Sizes

Product	Width (in)	Length	Thickness (in)
Hardie® Plank lap siding*	5-1/4, 6-1/4, 7-1/4, 8, 8-1/4, 9-1/4, 12	12 feet	5/16

* HZ5: 9-1/4, 12 only available primed HZ10: 5-1/4, 9-1/4, 12 only available primed.

Weight 2.31 lbs. per square foot

Texture & Finish

Hardie® Plank lap siding comes in a variety of textures and finishes. The product is available in smooth or wood grain texture. Additional textures are available on a regional basis. Finish options are primed for field paint, or factory finished with ColorPlus® Technology. Color availability varies by region.

Engineered for Climate®

Hardie® Plank lap siding is engineered for performance to specific weather conditions by climate zones as identified by the following map.



Vents


We design vents for a variety of uses and all of our vents are engineered to prevent intrusion by birds, insects and animals, and are made to last for years to come.

UTILITY VENTS

Our utility vents are sturdy and provide excellent cross-ventilation of garages, foundations, and range hoods. The Louvered Exhaust Vent is ideal for removing the moist air of dryers and bathrooms. Intake louvers and soffit intakes work in tandem with the vents to maximize the flow of air.

GABLE VENTS








For the perfect finishing touch to your home, our gable vents are offered in round, half-round, square, octagonal, and rectangular styles to fit the look you want to create. Best of all, our uniquely designed snap-on system is easy to install, helping to keep your attic ventilated and temperate.



THE RIGHT COLORS FOR YOU

Any of our vents are available in over 100 beautiful colors. They can be matched to most colors and virtually any siding option. The paintable version can be painted to match any unique color with a high-quality latex paint.

Mounting Blocks

					
	UNIVERSAL J-BLOCK® SQUARE OR SCROLL CUT SQUARE MOUNTING BLOCK	UNIVERSAL LARGE J-BLOCK® MOUNTING BLOCK	UNIVERSAL JUMBO J-BLOCK® MOUNTING BLOCK	UL MOUNTING BLOCK	SPLIT RECESSED J-BLOCK® MOUNTING BLOCK
Uses	The J-Block® mounts provide multiple uses, including the ability to easily and attractively mount light fixtures and receptacles.	The Large J-Block® is designed to mount large light fixtures, house numbers and mailboxes.	The Jumbo J-Block® is designed to mount oversized light fixtures, house numbers and mailboxes.	The Electrical UL® Mounting Block is designed to mount light fixtures or electrical outlets. Includes electrical box and mounting block.	The Split Recessed J-Block® has a patented hinge that allows for ease of installation without removal of electrical receptacles and water faucets.
Product Code	Square: UNIBLØCK Scroll-Cut Square: UNIBLØCKSC	JMBLØCK	UNIBLØCKXL	EBLØCK Includes electrical box and mounting block	MBLØCKR
Surface Dimensions	5" x 6"	8 5/8" x 12 1/8"	9" x 16"	5" x 6"	5 5/8" x 7 3/8"
Flange Dimensions	7 3/16" x 8 3/16"	1 1/2"	11 3/4" x 18 3/4"	7 1/8" x 8 1/8"	6" x 7 1/2"
J-Channel I.D.*	1/2" adjusts to 1/4"	1/2" adjusts to 1/4"	1/2" adjusts to 1/4"	1/2" adjusts to 1/4"	1/2" adjusts to 1/4"
Knockouts	Round: 4" Diameter Rectangle: 2 3/8" x 3 3/4"	Rectangle: 2 1/8" x 4 1/8"	Round: 4" Diameter Rectangle: 2 3/8" x 3 3/4"	—	Rectangle: 2 1/4" x 3 3/8"
Multi Depth	✓	✓	✓	✓	✓
 Limited Lifetime Warranty	✓	✓	✓	✓	✓
 Perfect Match	✓	✓	✓	✓	✓
Technical Drawings	