

# Quarterly Report

## Public Works & Utilities

### Departments



Town Council Meeting Date:

3<sup>rd</sup> Quarter FY-2024: January, February, March

Please accept this as the quarterly report for the **Public Works & Utilities** departments.

#### Commendable Achievements:

- Numerous employees have completed the Towns Entry Level Drivers Training to obtain their Commercial Drivers Licenses. They have obtained their Class “A” and Class “B” licenses.
- Several employees attended APWA training in Glen Allen, Va., and also FEMA training.

#### Project Progress:

- A streetlight was struck by a tractor-trailer on Main St. by Town Hall. Employees cleared the damage and started working on repairing the foundation for the new light to be installed.
- A contest was held to name the Town’s snowplows. This was open to all elementary school age children. The winners received a tour of the Public Works Facility and equipment, their pictures with the named plow and a goodie bag.
- The Streets Department took down approximately 12 large trees on Broadview Avenue. From the intersection at Chappel St. to the intersection at WaWa @ 510 Frost Ave. This is part of a larger VDOT project.



- Employees repaired the sidewalk steps on North 3<sup>rd</sup>. Street. This was hazardous from the concrete breaking off, and a mural is scheduled to be painted there.



- Now that the inclement weather season has passed, the Land Maintenance Crew has started weedeating and mowing. They are also cleaning up the gardens and welcome to Warrenton sites from the winter.
- 6 Burial permits issued: Jan. 1 Feb. 2 Mar. 3

#### **Walkability Study Repairs included:**

- Working with a contractor in the Oak Springs Drive area. We are continuing to repair/replace a large section of sidewalk, curb, and gutter replacement. This includes over 30 handicap ramps.



- Removed and replaced a section of sidewalk where the roof drain pipes go through. The section was crumbling and had become a trip hazard to pedestrians.



#### **Public Utilities:**

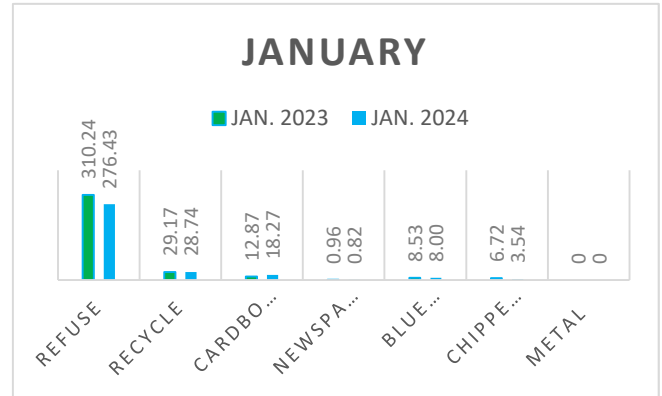
- Staff responded to a water main that had been bored through by a contractor (Team Fishel.) the line had been marked through Miss Utility. The 8" ductile line was repaired.
- We started the annual fire hydrant maintenance schedule. Hydrants are flushed to exercise the internal valves and check operation.
- 8 Sanitary sewer laterals were repaired.

#### **Meter Dept:**

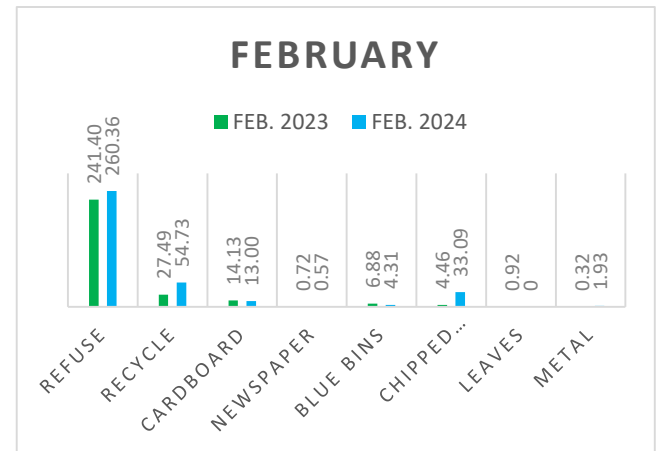
- 0 Meter installed.                      0 Meters replaced.                      72 Read & Transfer.
- 8 Water connections issued.                      7 Sewer connections issued.
- 31 Water cut-ons/off.
- 0 Meter registers replaced.
- Staff is working on the replacement software for the Department. The current software is outdated and is no longer supported by the vendor.

**1ST. QTR. OF 2024  
TONNAGES FOR  
REFUSE &  
RECYCLING**

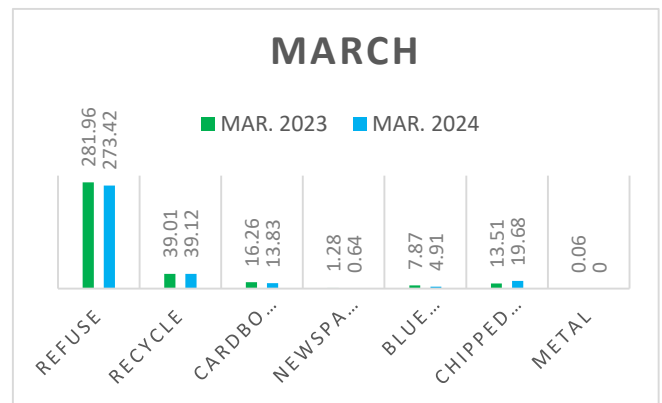
	JAN. 2023	JAN. 2024
Refuse	310.24	276.43
Recycle	29.17	28.74
Cardboard	12.87	18.27
Newspaper	0.96	0.82
Blue Bins	8.53	8.00
Chipped Brush	6.72	3.54
Metal	0	0



	FEB. 2023	FEB. 2024
Refuse	241.40	260.36
Recycle	27.49	54.73
Cardboard	14.13	13.00
Newspaper	0.72	0.57
Blue Bins	6.88	4.31
Chipped Brush	4.46	33.09
Leaves	0.92	0
Metal	0.32	1.93



	MAR. 2023	MAR. 2024
Refuse	281.96	273.42
Recycle	39.01	39.12
Cardboard	16.26	13.83
Newspaper	1.28	0.64
Blue Bins	7.87	4.91
Chipped Brush	13.51	19.68
Metal	0.06	0



**Water Treatment Plant:**

	Jan.	Feb.	Mar.
Total gallons pumped (All Sources):	<u>31,131,830</u>	<u>28,962,393</u>	<u>30,009,514</u>
Average gallons per day:	<u>1,004,253</u>	<u>934,271</u>	<u>968,049</u>
Total gals. pumped same month last year:	<u>31,787,500</u>	<u>28,216,807</u>	<u>32,907,196</u>
Average gallons per day:	<u>1,025,403</u>	<u>910,220</u>	<u>1,061,522</u>

**Wastewater Treatment Plant:**

	Jan.	Feb.	Mar.
Total gals. flow through the sewage plant:	<u>63,870,000</u>	<u>52,650,000</u>	<u>59,890,000</u>
Average gallons per day:	<u>2,060,323</u>	<u>1,698,387</u>	<u>1,931,935</u>
Total gals. flow during the same month last year:	<u>50,400,000</u>	<u>49,330,000</u>	<u>51,030,000</u>
Average gallons per day:	<u>1,625,806</u>	<u>1,591,290</u>	<u>1,646,129</u>
Total inches rainfall:	<u>13.75</u>	<u>2.55</u>	<u>5.40</u>

**DEQ Report of Operation Reported:**

<b>January</b>	<b>2023</b>	<b>2024</b>
Reported Water Connections:	<u>5,031</u>	<u>5,035</u>
People served:	<u>11,823</u>	<u>11,832</u>

<b>February</b>	<b>2023</b>	<b>2024</b>
Reported Water Connections:	<u>5,029</u>	<u>5,027</u>
People served:	<u>11,818</u>	<u>11,813</u>

<b>March</b>	<b>2023</b>	<b>2024</b>
Reported Water Connections:	<u>5,022</u>	<u>5,029</u>
People served:	<u>11,801</u>	<u>11,818</u>